

**Phase II Environmental Site
Assessment Report: North Hyde Park
Valley Hotel
5525 Vermont Route 100
North Hyde Park, Vermont
June 16, 2020**



PROJECT NO.

19-104

REVIEWED BY:

DTV 5/4/2020

PREPARED FOR:

**Ron Rodjenski
Town Administrator
Town of Hyde Park
PO Box 98
Hyde Park, VT 05655**

**Lea Kilvdyov
Regional Planner
Lamoille County
Planning
Commission
52 Portland St
Morristown, VT**

**David Snedeker
Executive
Director
Northeastern VT
Development
Association**

SUBMITTED BY:

**Katrina Mattice/ Project Manager
Stone Environmental, Inc.
535 Stone cutters Way
Montpelier / VT 05602
kmattice@stone-env.com
802.229.6434**

Executive Summary

This Phase II Environmental Site Assessment (ESA) Report has been prepared by Stone Environmental, Inc. (Stone) on behalf of the prospective lessee, the Town of Hyde Park, following completion of a Phase II ESA of the property located at 5525 VT Route 100 in North Hyde Park, Vermont (the Site). The Phase II ESA was funded by a US EPA Brownfield Assessment sub grant to Northeastern Vermont Development Authority (NVDA). The Town of Hyde Park plans to lease a portion of the property to use as a parking lot for the adjoining Grange Hall.

The Site includes one, 1,707 square-foot, two-story residential dwelling with two detached sheds. The Site is generally flat with a steep bank to the Gihon River on the northwest portion of the Site. The Site is served by municipal water and has a leach field for onsite wastewater disposal. Remnants of a former automotive service garage, including the building foundation and concrete slab, are located to the north of the residential dwelling.

The Site was initially developed in 1860s as a hotel. In the early 1900s, a detached garage was constructed and used initially by a sleigh business, constructing and painting sleighs, and later painting automobiles in the late 1920s. The Site was used for automotive service from the mid-1940s until the early 1980s under a business known as Stewart's Garage. The automotive service garage also sold gasoline from the mid-1940s until the late 1980s.

A three-bay, automotive service garage was previously located on the northern portion of the Site. One of the bays was originally constructed as a two-story barn with a stone foundation and wood floor in the 1900s; this portion of the garage building collapsed in the early 2000s. The remaining two bays were constructed as a one-story garage building with a poured concrete slab constructed in the 1950s. This portion was demolished in the early 2000s. The stone foundation and concrete slab remain on the Site.

Two gasoline pumps were previously located in the gravel driveway entrance along with two gasoline underground storage tanks (USTs) located northwest of the gas pumps. The gasoline pumps and tanks were located northeast of the current residential building. A kerosene UST was located southwest of the garage. The size of the kerosene UST is unknown. All USTs were removed by the fuel provider, Jack F. Corse, Inc. of Cambridge, Vermont in the late 1980s (approximately 1988). The Site may have had an older generation of USTs when the fuel distributor for the gasoline station changed from Esso to Shell in the 1970s. The size, number, and location of the first generation of tanks are unknown but we surmise they were roughly in the same location as the second-generation USTs.

The objectives of the Phase II ESA were to assess whether Recognized Environmental Conditions (RECs) identified during the October 2019 Phase I ESA constitute an actual release of hazardous or petroleum materials to the environment and whether such a release may pose a risk of contaminants migrating offsite. The RECs for this Site include:

-
- **REC 1:** Historical use of the Site as an automotive service garage with a kerosene UST
 - **REC 2:** Historical use of the Site as a gasoline station with USTs for automotive fuel

Soil and groundwater assessments were performed on April 2 and April 10, 2020, respectively. Seven soil borings were installed, four to assess the former UST area and three to assess the former automotive garage area. Five monitoring wells were installed, three wells near the former UST area and two wells near the former automotive service garage. Two wells were dry at the time of groundwater sampling and groundwater was not fully assessed due to hydraulic conditions at the time of sampling. Soil samples were collected from five of the borings and analyzed for volatile organic compounds (VOCs), semi-volatile organic compounds (SVOCs) with polycyclic aromatic hydrocarbon (PAH) selective ion monitoring (SIM), total petroleum hydrocarbon gas chromatography (TPH GC) fingerprint analysis, and thirteen priority pollutant metals (13 PP Metals) plus barium by Environmental Protection Agency (EPA) Methods 8260C, 8270D, 8015D, and 6010D/7471B, respectively. Groundwater samples were collected from three of the monitoring wells and analyzed for VOCs, SVOCs with PAH SIM, and 13 PP Metals plus barium by EPA Methods 8260C, 8270D, and 6020B/7470A, respectively.

Based on the results of the Phase II ESA, Stone makes the following conclusions:

1. A release (or multiple releases) from the former UST system likely occurred during its operation from the mid-1940s until approximately 1988. This release resulted in petroleum constituents in soil and groundwater at the Site, specifically:
 - i. Petroleum VOCs including ethylbenzene and naphthalene were detected above Vermont Soil Standards (VSS) for resident soil in the former UST and fuel pump area. Several other petroleum VOCs and SVOCs were detected in Site soil above laboratory reporting limits but below the VSS and EPA Regional Screening Levels (RSLs) for resident soil.
 - ii. Petroleum VOCs were detected in groundwater within the suspected source area above their laboratory reporting limits but below the Vermont Groundwater Enforcement Standards (VGES). Petroleum VOCs were not detected above their laboratory reporting limits in the remaining monitoring wells sampled.
 - iii. SVOCs were detected in Site groundwater in MW-2 above laboratory reporting limits but at concentrations below the VGES. No other petroleum SVOCs were detected in the groundwater samples above their laboratory reporting limits.
 - iv. It is unknown based on the current data set whether nearby sensitive receptors may be at risk to petroleum contamination.
 - a. The nearest sensitive receptors are two residential buildings near the suspected source area; one residential building occurs on Site and the second on the adjoining property to the northeast. The adjacent property residential building is located approximately 15 feet from the former UST. Water service lines enter the two residential buildings near the UST area that may act as preferential pathways. Migration along these and other utility corridors is possible. Even with these preferential pathways, the concentration of contamination does not trigger the need for a vapor intrusion (VI) assessment.

-
- b. The Gihon River, which adjoins the northwestern portion of the Site. Based on groundwater concentrations observed on Site, the Gihon River does not appear to be at risk from petroleum contamination migrating from the Site, however groundwater was not assessed adjoining the Gihon River due to hydraulic conditions at the Site at the time of the assessment.
2. A release has not occurred in the vicinity of the former automotive garage or kerosene UST.
 - i. Methyl cyclohexane was detected above the method detection limit and below the laboratory reporting limits, at estimated values in soils in the location of the former automotive service garage; however, methyl cyclohexane appears to have migrated from the UST area.
 - ii. Benzo(b)fluoranthene was detected in soil at a concentration of 0.0024 milligrams per kilogram (mg/kg), well below its EPA RSL for resident soil of 1.1 mg/kg.
 - iii. No other petroleum VOCs or SVOCs were detected within the vicinity of the former automotive garage above their reporting limits.
 3. Metals were detected above laboratory reporting limits in soil and groundwater samples collected from the Site.
 - i. All metal detections in the soil and groundwater samples that exceeded laboratory reporting limits were below the regulatory criteria, except for arsenic, which exceeded its VSS for non-resident soil in soil sample SB-2-12.0.

Arsenic is commonly present in Vermont soils due to natural occurrence, such as through the natural decomposition of bedrock containing minerals rich in arsenic and its presence at the Site is presumed to be from natural occurrence. In addition, there is no direct contact risk to Site users because the location with an exceedance above the Vermont state-wide background value was detected at 12 feet bgs.

Based on these conclusions and data collected, Stone makes the following recommendations:

- The proposed redevelopment including the installation of a parking lot to access the Grange Hall adjoining the Site to the southwest can be performed with low risk to construction workers. There is also a low risk to site users once the parking lot is installed.
- The potential impact to the Gihon River from the UST release should be assessed. This should include gauging and sampling monitoring wells MW-4 and MW-5. If these wells are dry at the time of assessment, then deeper monitoring wells should be installed or piezometers in the Gihon River.

Further assessment at the Site should be eligible for funding through the VT DEC petroleum cleanup fund (PCF).

Phase II Environmental Site Assessment Report, North Hyde Park Valley Hotel, 5525 VT Route 100, North Hyde Park, Vermont

Contents

Executive Summary	2
Title and Approval Page	7
1. Introduction	8
1.1. Site Description	8
1.2. Redevelopment Plan.....	8
1.3. Site Contact Information.....	9
1.4. Site History.....	9
1.5. Previous Environmental Investigations/Remediation	9
1.5.1. Stone Environmental, Inc. Phase I ESA, March 13, 2020.....	9
2. Methods	10
2.1. SSAQPP Deviations.....	10
2.2. Utility Clearance	10
2.3. Soil Assessment.....	10
2.4. Groundwater Assessment	11
2.5. Investigation Derived Waste.....	12
3. Evaluation of Investigation Results	13
3.1. Relevant Regulatory Criteria	13
3.2. Soil Assessment.....	13
3.2.1. Soil Borings.....	13
3.3. Groundwater Assessment	15
4. Quality Assurance and Quality Control	17
4.1. Field Duplicates.....	17
4.2. Trip Blanks.....	17
5. Conceptual Site Model	18
5.1. Geology and Hydrogeology	18
5.1.1. Bedrock.....	18
5.1.2. Surficial Material.....	19
5.1.3. Hydrology	19
5.2. Contaminant Distribution, Fate and Transport.....	19
5.2.1. Petroleum	19
5.2.2. Metals.....	20
5.3. Sensitive Receptor Evaluation	20
5.4. Nearby Receptors	21
5.4.1. Drinking Water Supplies	21

5.4.2. Surface Water and Groundwater Source Protection Areas.....	21
5.4.3. Buildings with Basements.....	21
5.4.4. Wetlands.....	22
5.4.5. Sensitive Ecological Areas.....	22
5.4.6. Rare, Threatened, and Endangered Species.....	22
6. Conclusions and Recommendations.....	23
7. References.....	25
Appendix A: Figures.....	26
Appendix B: Field Notes and Soil Boring Logs.....	33
Appendix C: Analytical Data Tables.....	44
Appendix D: Laboratory Reports.....	52

Table of Figures

Figure 1: Location Map.....	27
Figure 2: Vicinity Map.....	28
Figure 3: Site Plan.....	29
Figure 4: Groundwater Potentiometric Surface Map.....	30
Figure 5: Soil Sample Results.....	31
Figure 6: Groundwater Results.....	32

Table of Tables

Table 1: Current Site Owner.....	9
Table 2: Soil Boring Description and PID Readings.....	14
Table 3: Groundwater Elevations – April 10, 2020.....	15
Table 4: Physical and Chemical Parameters – April 10, 2020.....	15
Table 5: Sensitive Receptors Evaluation.....	20
Table 6: Drinking Water Supplies within ¼-mile of the Site.....	21

Title and Approval Page

Document Title

Phase II Environmental Site Assessment Report: North Hyde Park Valley Hotel, 5525 VT Route 100, North Hyde Park, Vermont


June 16, 2020

Document Prepared by:

Stone Environmental, Inc., 535 Stone Cutters Way, Montpelier, Vermont 05602 (802) 229-5378

Document Preparer Approvals:

Katrina Mattice, Project Engineer, Stone Environmental, Inc.

 _____ June 16, 2020
Signature Date

Daniel Voisin, Director of Consulting Services, Stone Environmental, Inc.

I certify under penalty of perjury that I am an environmental professional and that all content contained within this deliverable is to the best of my knowledge true and correct.

 _____ June 16, 2020
Signature Date

1. Introduction

This Phase II Environmental Site Assessment (ESA) Report has been prepared by Stone on behalf of the prospective lessee, the Town of Hyde Park, following completion of Phase II ESA field work at 5525 VT Route 100 in North Hyde Park, Vermont (the Site; Figure 1 in Appendix A). The Phase II ESA was funded by a US EPA Brownfield Assessment sub grant to Northeastern Vermont Development Authority (NVDA).

The objectives of the Phase II ESA were to assess whether RECs identified during an October Phase I ESA constitute an actual release of hazardous or petroleum materials to the environment and whether such a release may pose a risk of contaminants migrating offsite. The RECs for this Site include:

- **REC 1:** Historical use of the Site as an automotive service garage with a kerosene UST
- **REC 2:** Historical use of the Site as a gasoline station with USTs for automotive fuel

1.1. Site Description

The Site is located at 44.6708210 latitude -72.5995620 longitude and is situated on 0.32-acre parcel at 5525 VT Route 100 in North Hyde Park, Vermont (Figure 2), formerly known as the North Hyde Park Valley Hotel. The Site is identified with the Town of Hyde Park as Parcel #01100425. The Site is bound to the southeast by VT 100 and the northwest by the Gihon River (Figure 3). The Site is accessed via VT Route 100, southeast of the Site.

The Site includes one, 1,707 square-foot, two-story residential dwelling with two detached sheds (Figure 3). The Site is generally flat with a steep bank to the Gihon River on the northwest portion of the Site. The Site is served by municipal water and has a leach field for sewer. Remnants of a former automotive service garage, including the building foundation and concrete slab, are located to the northwest of the residential dwelling.

Adjoining properties include a residential property to the northeast and the Town Grange Hall to the southwest. Commercial properties, including the United States Post Office is located to the northeast and the former Larose's Market is located across VT Route 100 to the southeast. The Larose's Market is a former hazardous waste site (SMS #98-2544) and operated as a gasoline service station from 1972 until 1997. The surrounding area includes Gihon Millwork located to the northeast and MB Heath and Sons Lumber Company located to the east on Ferry Street.

1.2. Redevelopment Plan

The Town of Hyde Park plans to lease a portion of the property to use as a parking lot for the adjoining Grange Hall. The planned lease of the Site includes the northwestern portion of the parcel with access from a driveway northeast of the residential dwelling located on the Site. Fill material and aggregate would be used grade the northwestern portion of the parcel including filling in the former building foundation hole.

1.3. Site Contact Information

Contact information for the Site owner is in Table 1, below:

Table 1: Current Site Owner

Name	Description/Relationship to Site	Contact Information
Al Spitzer	Owner Representative	1375 Grimes Rd Hyde Park, Vt 05655 802-730-3374

1.4. Site History

According to historical references reviewed for the Phase I ESA, the Site was initially developed in 1860s as a hotel. In the early 1900s, a detached garage was constructed and used initially by a sleigh business, constructing and painting sleighs, and later automobiles in the late 1920s. The Site was used for automotive service from the mid-1940s until the early 1980s under a business known as Stewart's Garage. The automotive service garage also sold gasoline from the mid-1940s until the late 1980s.

1.5. Previous Environmental Investigations/Remediation

A Phase I Environmental Site Assessment (ESA) was completed in March 2020 and is summarized below:

1.5.1. Stone Environmental, Inc. Phase I ESA, March 13, 2020

Stone completed a Phase I ESA on October 8, 2019 for the Lamoille County Planning Commission on behalf of the Town of Hyde Park. The Phase I was performed using the *Standard Practice for Environmental Site Assessments: Phase I ESA Assessment Process*, published by ASTM International as Standard Practice E1527-13. The Phase I ESA revealed no evidence of RECs in connection with the property, except for the following:

- **REC 1:** Historical use of the Subject Property as an automotive service garage with a kerosene underground storage tank (UST).
- **REC 2:** Historical use of the Subject Property as a gasoline station with USTs for automotive fuel.

Stone recommended further assessment to determine whether these RECs constitute an actual release to the environment. The Phase I ESA recommended an environmental investigation be performed to assess the quality of surface and subsurface soils prior to the construction of the parking lot, and, if a release has occurred, the potential impact on sensitive receptors.

2. Methods

Phase II ESA field work was performed on April 2 and 10, 2020. Field notes are provided as Appendix B. The following Standard Operating Procedures (SOPs) were used during the completion of the Phase II ESA:

- SEI-4.2.7: Chain of Custody Procedures
- SEI-4.5.12: Data Handling, Storage, Retrieval and Error Coding
- SEI-5.1.5: Maintenance and Decontamination of Field Equipment
- SEI-5.34.5: Installation, Development and Decommissioning of Monitoring Wells and Observation Wells
- SEI-5.41.4: Handling Collection and Transportation of Samples
- SEI-5.49.1: Procedure for Sampling Groundwater Monitoring Wells Using Low Stress (Low Flow) Technique
- SEI-5.56.2: Geologic Description of Unconsolidated Deposits Using the Wentworth Grain Size Scale
- SEI-5.58.1: Collection, Handling, and Preservation of Discrete Soil Samples
- SEI-5.61.1: GeoMax Zoom 30 Total Station Methods for Topographic Survey
- SEI-5.63.0: Use, Maintenance and Calibration of the Ion Science Tiger Photoionization Detector (PID)

2.1. SSAQPP Deviations

Soil boring SB-1 was re-positioned to the proposed location of SB-2 because of its proximity to a suspected water main that travels along VT Route 100. Soil boring locations SB-6 and SB-7 could not be accessed by the drill rig due to heavy brush, remnants of an old foundation, and piles of wood and household debris; therefore, they were not installed. Because of this, only two soil borings were installed in the area of the former automotive garage. Soil boring SB-7 was attempted in the presumed downgradient direction of the automotive garage; however, refusal was encountered at 1 foot below ground surface (bgs).

2.2. Utility Clearance

Prior to drilling activities, Stone pre-marked the proposed investigation locations for Dig Safe utility clearance activities on March 31, 2020.

2.3. Soil Assessment

On April 2, 2020, Stone oversaw the advancement of seven soil borings (SB-1, SB-2, SB-3, SB-4, SB-5, SB-7 and SB-8) within the vicinity of the former USTs, fuel dispensing system, and the former automotive service garage. Proposed soil boring SB-6 could not be accessed by the drill rig and was not included in the field activities. Soil borings were advanced by Eastern Analytical Inc. (EAI) of Concord,

New Hampshire using a Geoprobe 7822DT. Soil borings were recovered continuously in 5-foot acetate sleeves and were installed to total depths that ranged from 9 to 16 feet bgs. Soils were logged for color, grain size, texture, moisture content, and visual and olfactory evidence of contamination. Soils were screened at a 1-foot vertical interval for VOCs with a calibrated PID equipped with a 10.6 electron volt (eV) lamp. Discrete soil samples were collected based on field screening results including elevated PID readings and visual and olfactory evidence of contamination. Three discrete soils samples were collected from the former UST area, one sample from the former automotive garage and one sample from the suspected kerosene UST location.

Soil samples were transported under chain of custody protocols to Con-Test Analytical Laboratory (Con-Test) of East Longmeadow, Massachusetts for analyses for VOCs, full SVOCs list with polycyclic aromatic hydrocarbon (PAH) selective ion monitoring (SIM), total petroleum hydrocarbon gas chromatography (TPH GC) fingerprint analysis, and thirteen priority pollutant metals (13 PP Metals) plus barium by EPA Methods 8260C, 8270D-SIM, 8015D, and 6010D/7471B, respectively.

2.4. Groundwater Assessment

Following completion of the sub-surface soil boring program, five soil borings (SB-1, SB-3, SB-4, SB-5, and SB-8) were converted to groundwater monitoring wells, MW-1 through MW-5, respectively. Monitoring wells were constructed of 1.5-inch diameter, 10-foot long polyvinyl chloride (PVC) well screens, and 1.5-inch riser extending to the ground surface. Groundwater was encountered between 8.10-ft bgs in monitoring well MW-2 and at 8.95-ft bgs in monitoring well MW-1, in the UST source area. Monitoring wells were screened at varying depths with 10-foot screens at each location and completed with a flush mounted road box as follows:

- MW-1 screened from 3 to 13 feet bgs
- MW-2 screened from 3 to 13 feet bgs
- MW-3 screened from 6 to 16 feet bgs
- MW-4 screened from 2 to 12 feet bgs
- MW-5 screened from 4 to 14 feet bgs

Following monitoring well installation, wells were developed by Stone using a peristaltic pump by iteratively surging and purging the well with dedicated 3/8th inch outer diameter polyethylene tubing. Monitoring wells MW-4 and MW-5 were dry and could not be developed. This process was conducted until the purge water ran clear. Soil borings logs and monitoring well construction details are included in Appendix B.

On April 10, 2020, Stone returned to the Site to collect groundwater samples from the newly installed monitoring wells. Monitoring well MW-4 and MW-5 were dry during the sampling event. Monitoring well MW-3 purged dry during pumping and recharged prior to collecting a sample. The remaining two monitoring wells, MW-1 and MW-2 were sampled using low-flow methodology in accordance with Stone's SOPs.

Samples were collected using a peristaltic pump and dedicated 1/4-inch outer diameter FEP tubing. Physical and chemical field parameters including potential hydrogen (pH), specific conductance, temperature, dissolved oxygen [DO], and oxidation reduction potential (ORP) were measured using a calibrated multi-parameter meter and flow-through cell system. Turbidity was measured using a

standalone turbidity meter. The two wells, MW-1 and MW-2 were purged until the following parameters stabilized:

- pH \pm 0.1 unit
- Specific Conductance \pm 3%
- ORP \pm 10 mV
- DO \pm 10%, or 3 consecutive readings below 0.5 mg/L
- Temperature \pm 3%
- Turbidity \pm 10%, or 3 consecutive readings below 5.0 nephelometric turbidity units (NTU)

Following stabilization, samples were collected in accordance with Stone SOPs for laboratory analyses of VOCs, SVOCs with PAH SIM and 13 PP Metals by EPA Methods 8260C, 8270D-SIM and 6020B/7470A, respectively. Groundwater samples were collected into laboratory-supplied containers, placed in an ice-filled cooler, and shipped under chain of custody to Con-Test for analysis. Quality assurance/ quality control (QA/QC) samples included a field duplicate and one trip blank.

Following the groundwater assessment, Stone surveyed soil investigation locations and monitoring wells using a Trimble total station versus an assigned Site datum.

2.5. Investigation Derived Waste

Investigation derived waste (IDW) included soil cuttings generated from the soil borings, purge water from the monitoring well development and sampling, and consumables including personal protective equipment (PPE), acetate sleeves, and tubing. The soil cuttings from the soil borings were used as backfill within the annular spaces to the extent possible, with excess materials thin spread on Site. Purge water from the monitoring wells was discharged on the ground surface next to the wells. Consumables were disposed of as solid waste.

3. Evaluation of Investigation Results

Field notes are provided in Appendix B, analytical results are summarized in Appendix C, and full analytical laboratory reports are provided as Appendix D. Below is a list of tables provided in Appendix C:

- Table C-1: Soil VOC Analytical Results
- Table C-2: Soil SVOC Analytical Results
- Table C-3: Soil Metals Analytical Results
- Table C-4: Soil TPH Analytical Results
- Table C-5: Groundwater VOC Analytical Results
- Table C-6: Groundwater SVOC Analytical Results
- Table C-7: Groundwater Metals Analytical Results

3.1. Relevant Regulatory Criteria

For this Phase II ESA report, Stone has compared analytical results to the following regulatory criteria:

- Soil:
 - VT DEC Soil Standards Values (VSS) for resident and non-resident soils included as Appendix A §35-APX-A1 of the Investigation and Remediation of Contaminated Properties Rule (IRule) effective, July 6, 2019.
 - November 2019 EPA Regional Screening Levels (RSLs) for residential and industrial soils;
- Groundwater:
 - Vermont Groundwater Enforcement Standards (VGES) published as Appendix 1 of Chapter 12 of the Vermont Environmental Protection Rules: Groundwater Protection Rule and Strategy, adopted Jul 6, 2019

3.2. Soil Assessment

3.2.1. Soil Borings

Soils throughout the Site were found to consist of red/brown/grey, fine to coarse, sands and some silt with rounded and angular gravel and cobbles in the upper 9 to 11.5-ft bgs. There was a gradational transition to brown to grey, fine to coarse, silt layer between 9 to 11.5-ft bgs, which extended down to 16.5 feet, the maximum boring depth in SB-4. A wet, brown silt lens, approximately 4-inches thick, was observed in soil borings SB-2, SB-3, and SB-4 at approximately 2.5-ft bgs. Soil borings refusal depths ranged from 13 to 16.5-foot bgs in the vicinity of the former USTs and fuel pump dispensers and ranged from 1.5 to 14.5 feet bgs in the vicinity of the former automotive service garage. Groundwater was encountered between 8 and 9-ft bgs in the vicinity of the former USTs. Soils were moist to wet at 13 ft bgs in the vicinity of the former automotive service garage; however, monitoring wells installed in boring locations SB-5 and SB-8 were dry during the groundwater sampling on April 10, 2020.

PID readings did not exceed 1 ppm within soil borings SB-1, SB-3, SB-5, and SB-8. Soil samples were collected from SB-1 (former UST and fuel dispenser location), SB-5 (the former automotive service garage area), and SB-8 (the former location of the suspected kerosene UST) at the interface of the vadose zone and saturated zone. A soil sample was not collected from soil boring SB-3 because evidence of contamination was not present based on field screening for VOCs with a PID. Elevated PID readings were detected in SB-2 and SB-4 at maximum concentrations of 2,180 ppm and 1,868 ppm, respectively, at approximately 12 ft bgs. A strong petroleum odor was detected in soil borings SB-2 and SB-4 at approximately 12-ft bgs. Soil samples were also collected at these soil boring locations at 12 ft. bgs. The soil boring locations and corresponding PID reading are presented in the Table 2, below.

Table 2: Soil Boring Description and PID Readings

Location ID	Location	Maximum PID Reading (ppm)	Depth (ft bgs)
SB-1/MW-1	North, fuel pump dispenser	0.5	13
SB-2	Northwest, former gasoline USTs	2,180	13
SB-3/MW-2	North, former gasoline USTs	0.3	8
SB-4/MW-3	Source area, former gasoline UST	1,868	13
SB-5/MW-4	Former automotive service garage	0.8	10
SB-7	Northwest, former automotive service garage	NA	NA
SB-8/MW-5	Presumed location of kerosene UST	0.3	13

Notes: NA: not available due to refusal at 1.5 ft bgs, PID: Photoionization detector, ft bgs: feet below ground surface, ppm: parts per million

3.2.1.1. VOCs

Several petroleum VOCs were detected in the soil samples collected from the vicinity of the former UST and fuel pump area above the laboratory reporting limits, but below the relevant regulatory criteria, except for ethylbenzene (6.4 milligrams per kilogram [mg/kg]), and naphthalene (3.2 mg/kg) in soil boring SB-4-12.0, which exceeded their VSS of 3.7 mg/kg and 2.7 mg/kg for residential properties, respectively. The soil sample results are included on Figure 5 in Appendix A.

Methyl cyclohexane was detected in soils, at soil borings SB-2 and SB-4 at 12 ft. bgs, exceeding the laboratory reporting limit. A regulatory standard for methyl cyclohexane does not currently exist. Methyl cyclohexane was detected in soil samples collected from the former automotive service garage area at a depth of 10 ft. bgs above the laboratory method detection limit but below the reporting limit, at estimated values.

3.2.1.2. TPH

TPH was detected in SB-4-12.0 at a concentration of 95 mg/kg. The sample contamination is in the C9-C36 range and contains both gasoline and diesel range organics. The sample chromatogram does not match any reference standard and possibly contains both weathered gasoline and kerosene.

3.2.1.3. SVOCs

Several petroleum SVOCs were detected in soil sample SB-4-12.0, installed in the location of the former gasoline USTs, above the laboratory reporting limits but below the relevant regulatory criteria. SVOCs that were detected at this location include 1-methylnaphthalene, 2-methylnaphthalene,

benzo(b)fluoranthene, dibenz(a,h)anthracene, naphthalene, and phenanthrene. Benzo(b)fluoranthene was detected in soil boring SB-8-10.0 and monitoring well MW-2 (SB-3) above the laboratory reporting limit but below the relevant regulatory criteria. All other SVOCs detected in soil were below the laboratory reporting limits.

3.2.1.4. Metals

Multiple PP Metals were detected in Site soil samples at concentrations that exceed laboratory reporting limits. Except for arsenic in soil sample SB-2-12.0, all concentrations are below their respective VSS for residential properties; arsenic in SB-2-12.0 was detected at 23 mg/kg, above the non-resident VSS.

We note that the reporting limit for thallium was higher than the EPA RSL for resident soil in all soil samples. No other PP metals were detected above their relevant regulatory criteria.

3.3. Groundwater Assessment

Elevations of the potentiometric surface in Site groundwater monitoring wells relative to the assigned Site datum of 100 feet ranged between 90.41 feet (MW-1), and 90.46 feet (MW-2 and MW-3) as measured on April 10, 2020. The horizontal gradient is calculated at 0.2% between MW-3 and MW-1. Groundwater flow appears to be to the southeast, away from the Gihon River. This may be due to preferential pathways in coarse fill material surrounding the water main located southeast of MW-1. Table 3, below, presents the calculated groundwater elevation relative to the assigned Site datum; Figure 4 shows the Groundwater Potentiometric Surface Map.

Table 3: Groundwater Elevations – April 10, 2020

Location ID	Top of Casing Elevation (feet)	Depth to Water (feet below top of casing)	Water Table Elevation (feet)
MW-1	99.359	8.95	90.41
MW-2	98.560	8.10	90.46
MW-3	99.304	8.84	90.46
MW-4	98.186	Dry	NA
MW-5	96.483	Dry	NA

Positive ORP values indicate oxidizing groundwater conditions across the Site, and high DO concentrations indicate an aerobic environment. Monitoring well MW-3 was purged dry during sampling. The well was allowed to recharge, and a sample was collected. Physical and chemical parameters were not recorded for MW-3 due to fast drawdown in the well. Monitoring wells MW-4 and MW-5 were dry and were not sampled. Table 4, below, summarizes equilibrated physical and chemical parameters during the sampling event.

Table 4: Physical and Chemical Parameters – April 10, 2020

Location ID	Temperature (°C)	pH (s.u.)	DO (mg/L)	ORP (mV)	Specific Conductivity (µS/cm)	Turbidity (NTU)
MW-1	4.6	6.80	11.84	226.6	2611	0.02
MW-2	3.5	7.25	11.18	247.3	671.9	47.5
MW-3	NC	NC	NC	NC	NC	NC

Abbreviations: ORP = oxygen reduction potential; mV = millivolts; s.u. = standard units; pH = log hydrogen ion concentration; DO = dissolved oxygen; mg/L = milligrams per liter; μ S/cm = microSiemens per centimeter; NTU = nephelometric turbidity units; °C = degrees centigrade; NC = Not Collected

3.3.1.1. VOCs

Multiple petroleum VOCs were detected above laboratory reporting limits in the groundwater sample collected from MW-3, but at concentrations below VGES. VOCs were not detected above laboratory reporting limits in groundwater samples collected from MW-1 and MW-2. Additional VOCs were detected in monitoring wells MW-2 and MW-3 at estimated values above the method detection limit but below the reporting limit. The groundwater sample exceedances are included in Figure 6 in Appendix A.

3.3.1.2. SVOCs

Benzo(b)fluoranthene was detected in monitoring well MW-2 at a concentration of 0.057 micrograms per liter (μ g/l). A VGES for benzo(b)fluoranthene in groundwater does not currently exist. Multiple other SVOCs were detected in monitoring wells MW-2 at estimated values between the method detection limit and the reporting limit.

3.3.1.3. Metals

Multiple metals were detected in the groundwater samples collected from MW-1 through MW-3 above laboratory reporting limits but below VGES.

4. Quality Assurance and Quality Control

4.1. Field Duplicates

Field duplicate samples were collected for soil and groundwater sampled during the Phase II ESA fieldwork. Field duplicate sample results are summarized in Tables D-1 through D-7 in Appendix C.

To assess precision of the analytical results, relative percent difference (RPD) values were calculated for each primary-duplicate sample pair using the following formula:

$$RPD = \frac{|C_1 - C_2|}{\frac{C_1 + C_2}{2}} \times 100$$

Where: C1 = Concentration of a given target analyte in the Primary Sample, and

C2 = Concentration of a given target analyte in the Field Duplicate sample

For groundwater, VOCs and SVOCs were not detected above the laboratory reporting limit in the field duplicate and original sample; therefore, RPDs could not be calculated. For metals, RPDs ranged from 0% (lead) to 17 % for nickel. The soil RPDs are within the EPA acceptance criteria of 50% for the solid matrix.

For groundwater, VOCs and SVOCs were not detected above the laboratory reporting limit in the field duplicate and original sample; therefore, RPDs could not be calculated. For metals, RPDs ranged from 0% (nickel, chromium, and barium) to 1.2 % (copper). All groundwater RPDs are within the EPA acceptance criteria of 30% for the groundwater matrix.

4.2. Trip Blanks

A trip blank was collected for the VOCs analyzed in soil on April 3, 2020, and groundwater on April 10, 2020. VOCs were detected in the trip blank at estimated values, above the method detection limit but below the reporting limit. The two VOCs detected were isopropylbenzene and toluene. These compounds were not detected in the groundwater sample and the data is still usable.

5. Conceptual Site Model

The following Conceptual Site Model (CSM) provides a set of working hypotheses that describe key aspects of the Site. As with any hypothesis, the CSM may require additional testing to arrive at the desired level of confidence. The CSM includes a discussion of the physical, geologic, and hydraulic attributes of the Site and surrounding area, how chemicals were released at the Site, their transport pathways, fate mechanisms, and potential routes of exposure to ecological and human receptors. The CSM provides the context from which the site investigation is developed and a framework to make sound Site management decisions.

5.1. Geology and Hydrogeology

5.1.1. Bedrock

Bedrock in the area is mapped as dark gray to black, carbonaceous to highly graphitic, fine-grained sulfidic biotite-muscovite-quartz phyllite having silicic laminae (Ratcliffe et al., 2011). Bedrock was not observed during site reconnaissance for the Phase I ESA. Refusal was encountered at multiple locations at approximately 1.0-1.5 feet below ground surface (bgs), between the foundation remnants of the former garage and the Gihon River. Possible refusal includes, buried slab, foundation stones or large cobbles that were observed in soils at the Site. Southeast of the former garage location, refusal was encountered at depths ranging from 9 -16.5 feet bgs.

According to an *Initial Site Investigation Report* (SI) obtained from the VT ANR website¹, completed by Marin Environmental at LaRose's Market (SMS# 982544) located approximately 240 feet southwest of the Site, soils encountered during the SI consisted of poorly-sorted very coarse to fine sands and gravel to approximately 12-16 feet bgs, underlain by a clayey silt unit with interbedded horizontal clay and very fine sand lenses. Refusal was encountered at the LaRose's Market site at 10.8 feet bgs on a dense clay layer in one boring. Bedrock was not encountered during the soil borings installed during the Larose's Market investigation. The Hyde Park Fire District 1 well, located approximately 1,800 feet south of the Site, is reported at a depth of 157 feet bgs and bedrock was not encountered during the installation of the well. Other water supply wells within 0.25 miles of the Site have reported overburden thickness from 73 to 188 feet bgs. The Gihon River Basin is filled with thick glacial and lacustrine deposits overlain by sand, and the refusal layer encountered at the Site is most likely dense clay and not bedrock.

¹ <https://anrweb.vt.gov/PubDocs/DEC/Hazsites/982544.si.pdf>

5.1.2. Surficial Material

According to surficial geologic mapping by the Vermont Geological Survey, native unconsolidated soils at Site are predominately mapped as well sorted sand, no pebbles or boulders, littoral sediment, predominantly sand. We expect that these materials will be underlain by lacustrine silt and clays that were deposited when the Gihon River Valley was inundated by Glacial Lake Vermont following the retreat of the Laurentide Ice Sheet approximately 12,000 years ago. Soils observed during the soil borings consisted of fine to coarse-grained, brownish-grey silty sands with some angular and round pebbles from approximately 0 to 10 feet bgs, generally transitioning to brown/tan/grey sandy silts at approximately 10 feet bgs. As stated above, the refusal layer encountered at the Site is most likely dense lacustrine clay.

5.1.3. Hydrology

Surface water bodies near the Site include Gihon River, which flows southwest and adjoins the northwestern portion of the Site. The Gihon River joins the Lamoille River which drains westerly to Lake Champlain.

Depth to groundwater measurements taken on April 10, 2020, were measured at 8.95, 8.10, and 8.84 feet bgs in monitoring wells MW-1, MW-2, and MW-3, respectively. Monitoring wells MW-4 and MW-5 were dry at the time of sampling on April 10, 2020. The gradient of the potentiometric surface appears to be southeast, away from the Gihon River, based on the three Site data points.

5.2. Contaminant Distribution, Fate and Transport

The following sections describe the sources, magnitude, nature, and extent of the distinct contaminant types identified as contaminants of concern: VOCs, PAHs, and metals.

5.2.1. Petroleum

Based on Site history, potential release mechanisms of petroleum-related compounds include the former gasoline USTs and associated fuel pumps, a kerosene UST, and automotive fluids within the former automotive service garage.

Several petroleum VOCs and SVOCs were detected in soil samples collected in the vicinity of the former gasoline USTs and fuel dispensers. Petroleum VOCs, including ethylbenzene and naphthalene exceeding the regulatory standard, and field screening evidence show that petroleum was release to the subsurface and migrated to groundwater. Methyl cyclohexane was detected in soil samples SB-2-12.0, SB-4-12.0, and SB-8-10.0 (estimated value). Methyl cyclohexane was observed to be at higher concentrations in the soil borings (SB-2 and SB-4) suggesting that it could have migrated northwest towards the Gihon River. Methyl cyclohexane does not readily degrade in saturated soil conditions and could be indicative of an older fuel release from the 1980s. Methyl cyclohexane is a monocyclic aromatic hydrocarbon like benzene and was detected in soils at the highest concentration compared to other VOCs.

Petroleum VOCs were detected in the presumed source area monitoring well above their laboratory reporting limits but below the VGES. Petroleum VOCs were not detected in the remaining groundwater monitoring wells which are positioned crossgradient (MW-2) and potentially downgradient (MW-1) of the presumed source area well. Benzo(b)fluoranthene was detected in monitoring well MW-2 above its laboratory reporting limit but at a concentration below the VGES. Turbidity readings collected during groundwater monitoring were slightly elevated for MW-2 suggesting that elevated benzo(b)fluoranthene

may be attributed to contaminated sediment in the sample. No other petroleum SVOCs were detected in the groundwater samples above their laboratory reporting limits during the April 2020 Phase II ESA.

Based on the history of the Site, the presence of petroleum VOCs and SVOCs in groundwater, and the signature of TPH, it appears that a release from the gasoline USTs and/or associated piping probably occurred sometime during their operation. Based on the presence of multiple petroleum VOCs and SVOCs in Site soils at 12 ft bgs, it is suspected that the petroleum release extended to the groundwater table. With the absence of lighter molecular weight hydrocarbons (e.g., benzene or toluene) in groundwater and soil and the signature of TPH, it is likely that the petroleum has weathered significantly through diffusion and biodegradation. Over time, we expect that further degradation will occur through natural attenuation.

The nearest residential dwelling, both the on-Site building (5525 VT Route 100) and the adjoining residential property (5539 VT Route 100), are located approximately 15 feet from the UST release. Based on the soil and groundwater data collected at the Site, there is not a dissolved phase source of VOCs located within 5 feet of residential dwellings or light non-aqueous phase liquid (LNAPL) located within 15 feet of residential dwellings. Petroleum vapor intrusion does not readily occur with the absence of LNAPL or high concentration of dissolved phase benzene, toluene, ethylbenzene and xylene (BTEX) above 20 milligrams per liter (mg/L). The sorbed phase contamination is within the saturated zone, and the groundwater concentration of ethylbenzene is 1.1 ug/L in MW-3 while the Vapor Intrusion Standards for Groundwater is 2.2 ug/L to protect residential properties. However, the private water service lines enter these residential dwellings near the UST source area and may act as preferential pathways.

5.2.2. Metals

Arsenic, barium, chromium, copper, lead, nickel, and zinc were detected in Site groundwater in the southeastern portion of the Site above their laboratory reporting limits but below the VGES. Arsenic, barium, beryllium, chromium, copper, lead, nickel, and zinc were also detected in soil samples collected at the Site. Except for arsenic, concentrations of metals are below the VSS for resident and non-resident soils. Arsenic was detected in two samples at or above the VSS which is equivalent to the state-wide background value. Arsenic is commonly present in Vermont soils due to natural occurrence, such as through the natural decomposition of bedrock containing minerals rich in arsenic and its elevated levels in soil and groundwater are presumed to be naturally occurring. Arsenic at the Site – including that soil containing concentrations above the VSS – is likely due to natural occurrence.

5.3. Sensitive Receptor Evaluation

Potential contamination at the Site has been evaluated for its potential for adversely affecting sensitive receptors. Table 5 presents the potentially affected media, pathways, and receptors.

Table 5: Sensitive Receptors Evaluation

Potentially Affected Media	Potential Pathways	Sensitive Receptors / Potential Level of Risk
Surface Soil	Direct contact to impacted soils via dermal adsorption, ingestion, and inhalation	Construction Workers, Site Users, Building Occupants / Low
Subsurface Soil	Direct contact to subsurface soils from future disturbances for Site improvements	Construction workers, Site users, Building Occupants/Low

Potentially Affected Media	Potential Pathways	Sensitive Receptors / Potential Level of Risk
	Source of soil gas contamination and vapor intrusion into nearby buildings	
Groundwater	Dissolved phase VOCs and other Site contaminants of concern migrating in groundwater	The Gihon River/Unknown for River, Low for Groundwater
Indoor Air	Impact to indoor air from intrusion of VOC contaminated soil gas. Breathing zone impacts for future disturbances for Site improvements and excavation during construction activities.	Building occupants/Unknown Construction workers/Low

5.4. Nearby Receptors

Using the Vermont Agency of Natural Resources (ANR) Natural Resources Atlas, a qualitative receptor analysis was completed to evaluate the occurrence of potential receptors relative to the Site.

5.4.1. Drinking Water Supplies

There are 12 private drinking water supply wells mapped within 0.25 miles of the Site. Based on the approximate distance, topography, and relative position within the watershed, the potential for Site contaminants to migrate to these water supply systems is low.

Table 6: Drinking Water Supplies within 1/4-mile of the Site

Well Report #	Owner First Name	Owner Last Name	Overburden (feet)	Static Water Level (feet bgs)	Distance from Site (feet)	Direction
54968	Fred	Laflin	0	0	510	Northwest
433	Tom	Woods	0	0	600	North
386	H.A.	Manosh	0	0	770	North-Northeast
436	Duke	Bradley	0	0	810	West-Southwest
352	Juanita	Larose	0	0	830	Northeast
29702	Robert	Vize	0	0	830	Northwest
55	Roy	Foss	0	0	995	Southeast
21642	Edgar	Whitney	0	0	1,000	Northwest
350	Marvin	Locke	0	0	1,045	Northeast
201	James	Pisano	0	0	1,100	Southeast
26458	Jim	Bradley	0	0	1,140	North-Northwest
320	Ray	Hurlburt	0	0	1,275	East

5.4.2. Surface Water and Groundwater Source Protection Areas

No surface water source protection areas were identified within 0.25 miles of the Site. The Site is within the Hyde Park Fire District 1 groundwater source protection area and serves a population of approximately 275 people.

5.4.3. Buildings with Basements

The Site building has a basement. Information concerning nearby properties is not readily available, but it is likely nearby residential structures possess basements.

5.4.4. Wetlands

A 2.57-acre Class II wetland has been identified on the western boundary of the Site, adjacent to the Gihon River. Ethylbenzene was detected in soil sample SB-4-12.0 at a concentration that exceeded its VSS for resident soil. Groundwater samples could not be collected from monitoring wells near the former automotive service garage because they were dry at the time of sampling. Based on the former UST area's proximity to the Gihon River and the lack of groundwater data in these monitoring wells adjoining the river, there is potential for Site contaminants to migrate to this wetland near the Gihon River. Additionally, a 5.26-acre Class II wetland is identified approximately 470 feet to the northeast of the Site, and a 3.10-acre Class II wetland is identified approximately 870 feet southwest of the Site. Based on the approximate distance, topography, and relative position within the watershed, the potential for Site contaminants to migrate to these wetlands are low.

5.4.5. Sensitive Ecological Areas

No sensitive ecological areas, including deer wintering yards, significant natural communities, VT Fish and Wildlife managed lands, and Indiana Bat hibernacula were identified within 0.25 mile of the Site. Two habitat blocks exist within 0.25 mile of the Site. These are located approximately 265 feet west, and 770 feet east of the Site.

5.4.6. Rare, Threatened, and Endangered Species

One uncommon species, listed as an invertebrate animal, has been identified approximately 1,070 feet east of the Site. No other rare, threatened, or endangered species were identified within 0.25 miles of the Site.

6. Conclusions and Recommendations

Based on the results of the Phase II ESA, Stone makes the following conclusions:

1. A release (or multiple releases) from the former UST system likely occurred during its operation from the mid-1940s until approximately 1988. This release resulted in petroleum constituents in soil and groundwater at the Site, specifically:
 - i. Petroleum VOCs including ethylbenzene and naphthalene were detected above VSS for resident soil in the former UST and fuel pump area. Several other petroleum VOCs and SVOCs were detected in Site soil above laboratory reporting limits but below the VSS and EPA RSLs for resident soil.
 - ii. Petroleum VOCs were detected in groundwater within the suspected source area above their laboratory reporting limits but below the VGES. Petroleum VOCs were not detected above their laboratory reporting limits in the remaining monitoring wells sampled.
 - iii. SVOCs were detected in Site groundwater in MW-2 above laboratory reporting limits but at concentrations below the VGES. No other petroleum SVOCs were detected in the groundwater samples above their laboratory reporting limits.
 - iv. It is unknown based on the current data set whether nearby sensitive receptors may be at risk to petroleum contamination.
 - a. The nearest sensitive receptors are two residential buildings near the suspected source area; one residential building occurs on Site and the second on the adjoining property to the northeast. The adjacent property residential building is located approximately 15 feet from the former UST. Water service lines enter the two residential buildings near the UST area that may act as preferential pathways. Migration along these and other utility corridors is possible. Even with these preferential pathways, the concentration of contamination does not trigger the need for a vapor intrusion (VI) assessment.
 - b. The Gihon River, which adjoins the northwestern portion of the Site. Based on groundwater concentrations observed on Site, the Gihon River does not appear to be at risk from petroleum contamination migrating from the Site, however groundwater was not assessed adjoining the Gihon River due to hydraulic conditions at the Site at the time of the assessment.
2. A release has not occurred in the vicinity of the former automotive garage or kerosene UST.
 - i. Methyl cyclohexane was detected above the method detection limit and below the laboratory reporting limits, at estimated values in soils in the location of the former automotive service garage; however, methyl cyclohexane appears to have migrated from the UST area.

-
- ii. Benzo(b)fluoranthene was detected in soil at a concentration of 0.0024 milligrams per kilogram (mg/kg), well below its EPA RSL for resident soil of 1.1 mg/kg.
 - iii. No other petroleum VOCs or SVOCs were detected within the vicinity of the former automotive garage above their reporting limits.
3. Metals were detected above laboratory reporting limits in soil and groundwater samples collected from the Site.
 - i. All metal detections in the soil and groundwater samples that exceeded laboratory reporting limits were below the regulatory criteria, except for arsenic, which exceeded its VSS for non-resident soil in soil sample SB-2-12.0.

Arsenic is commonly present in Vermont soils due to natural occurrence, such as through the natural decomposition of bedrock containing minerals rich in arsenic and its presence at the Site is presumed to be from natural occurrence. In addition, there is no direct contact risk to Site users because the location with an exceedance above the Vermont state-wide background value was detected at 12 feet bgs.

Based on these conclusions and data collected, Stone makes the following recommendations:

- The proposed redevelopment including the installation of a parking lot to access the Grange Hall adjoining the Site to the southwest can be performed with low risk to construction workers. There is also a low risk to site users once the parking lot is installed.
- The potential impact to the Gihon River from the UST release should be assessed. This should include gauging and sampling monitoring wells MW-4 and MW-5. If these wells are dry at the time of assessment, then deeper monitoring wells should be installed or piezometers in the Gihon River.

Further assessment at the Site should be eligible for funding through the VT DEC petroleum cleanup fund (PCF).

7. References

Phase I Environmental Site Assessment, North Hyde Park Valley Hotel, North Hyde Park, Vermont, 2001, prepared for the Town of Hyde Park, dated October 8, 2019, completed by Stone.

Ratcliffe, N.M., Stanley, R.S., Gale, M.H., Thompson, P.J., and Walsh, G.J., 2011, Bedrock geologic map of Vermont: U.S. Geological Survey Scientific Investigations Map 3184, 3 sheets, scale 1:100,000.

Wright, Frank M., and Charles G. Doll. "Geology for Environmental Planning in the Johnson-Hardwick Region, Vermont." Vermont Geologic Survey, 1974, 13–13.

<https://dec.vermont.gov/sites/dec/files/geo/envgeo/Wright1974Johnson.pdf>

Stewart, David P. and McClintock, Paul, Surficial Geologic Map of Vermont, 1970, Charles G. Doll, ed., State of Vermont Geologic Survey, 1 sheet, scale 1:100,000.

Initial Site Investigation Report, Larose's Market, North Hyde Park, Vermont, prepared for Larose's Market, dated December 15, 1998, completed by Marin Environmental, Inc.

Appendix A: Figures

Figure 1: Location Map

Figure 2: Vicinity Map

Figure 3: Site Plan

Figure 4: Groundwater Potentiometric Surface Map

Figure 5: Soil Sample Results

Figure 6: Groundwater Results



LEGEND

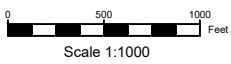
- Property Boundary
- 20ft Contour



Source: Vermont Natural Resource Atlas
 File : O:\PROJ-19\EAR\19-104 North Hyde Park Valley Hotel\Data\AutoCAD19-104_Figures.dwg

DRAWING CREDITS
 Drawn On: 9/5/2019
 Drawn By: LBR
 Checked On: 9/5/2019
 Checked By: BSL
 Project No.: 19-104

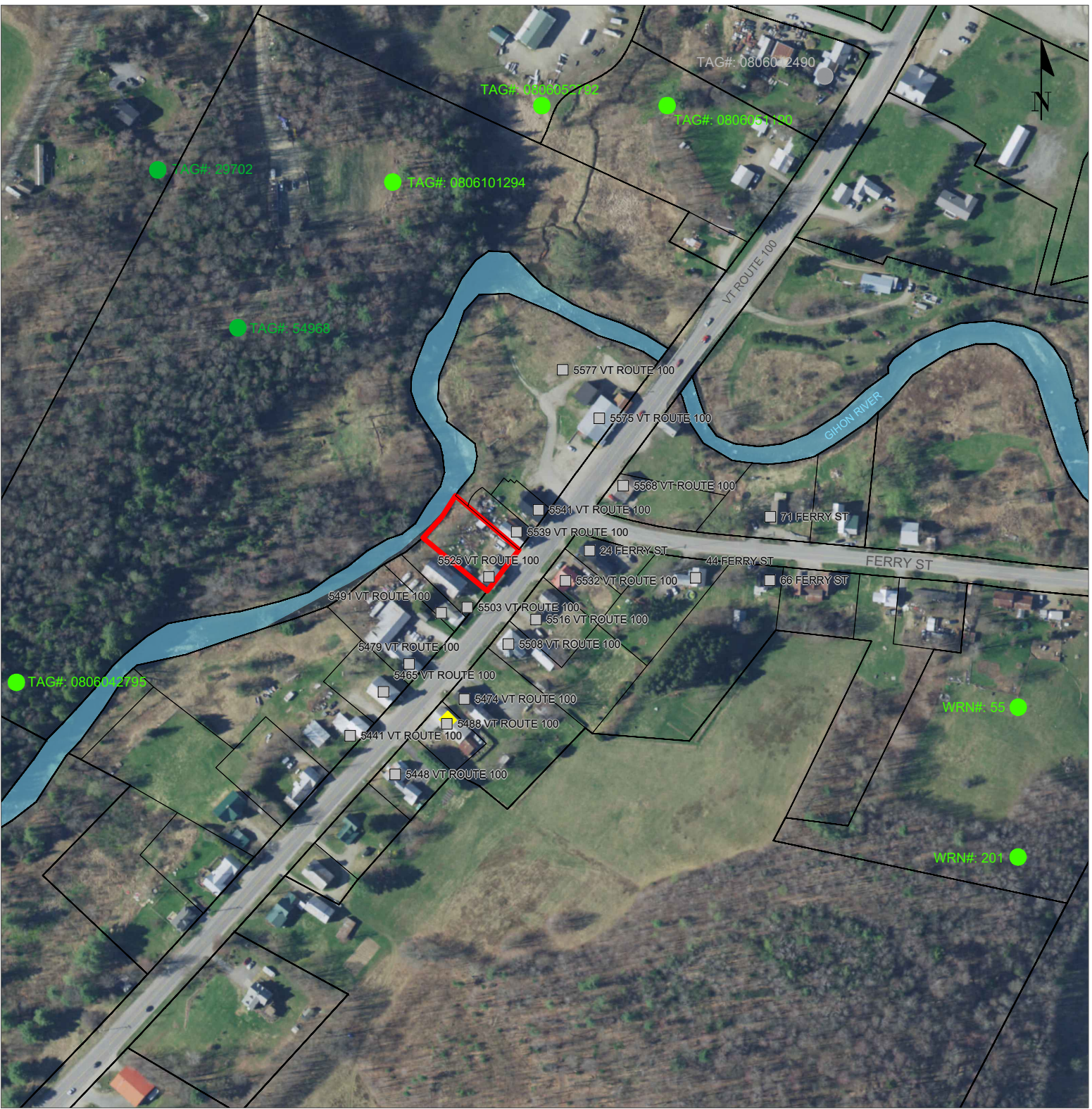
DRAWING SCALE



LOCATION MAP
 NORTH HYDE PARK HOTEL
 5525 VT ROUTE 100
 HYDE PARK VERMONT

FIGURE NO.

1



LEGEND

- Parcel Boundary
- Site Boundary
- Private Drinking Wells
- ◆ Hazardous Waste Site

Source: Vermont Natural Resource Atlas, VCGI
 O:\PROJ-19\EAR\19-104 North Hyde Park Valley Hotel\Data\AutoCAD\19-104_Figures.dwg

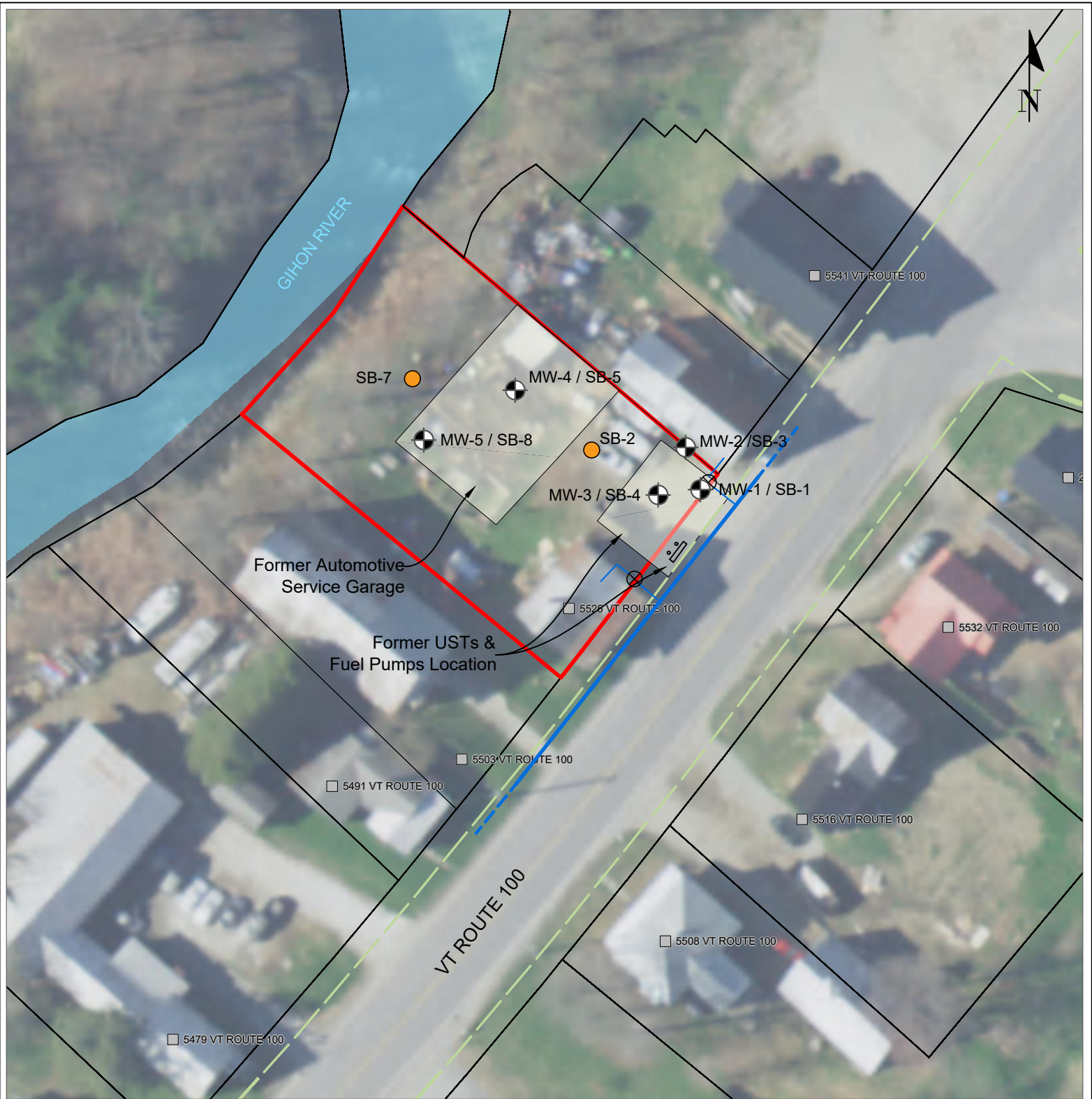
DRAWING CREDITS	Drawn On: 9/5/2019
DRAWING SCALE	Drawn By: LBR
	Checked On: 9/5/2019
	Checked By: BSL
	Project No.: 19-104



VICINITY MAP
 NORTH HYDE PARK HOTEL
 5525 VT ROUTE 100
 HYDE PARK VERMONT

FIGURE NO.

2

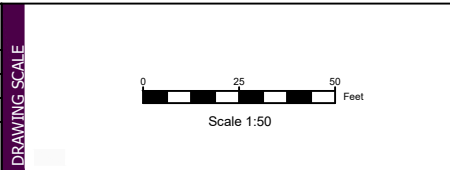


LEGEND

- | | |
|--|--------------------------|
| Parcel Boundary | Service Line |
| Area of Concern | State Right of Way |
| Site Boundary | Monitoring Well Location |
| Waterbody | Soil Boring Location |
| Main Water Line (continues where dashed) | Buildings (E911) |
| | Water Line Shutoff |

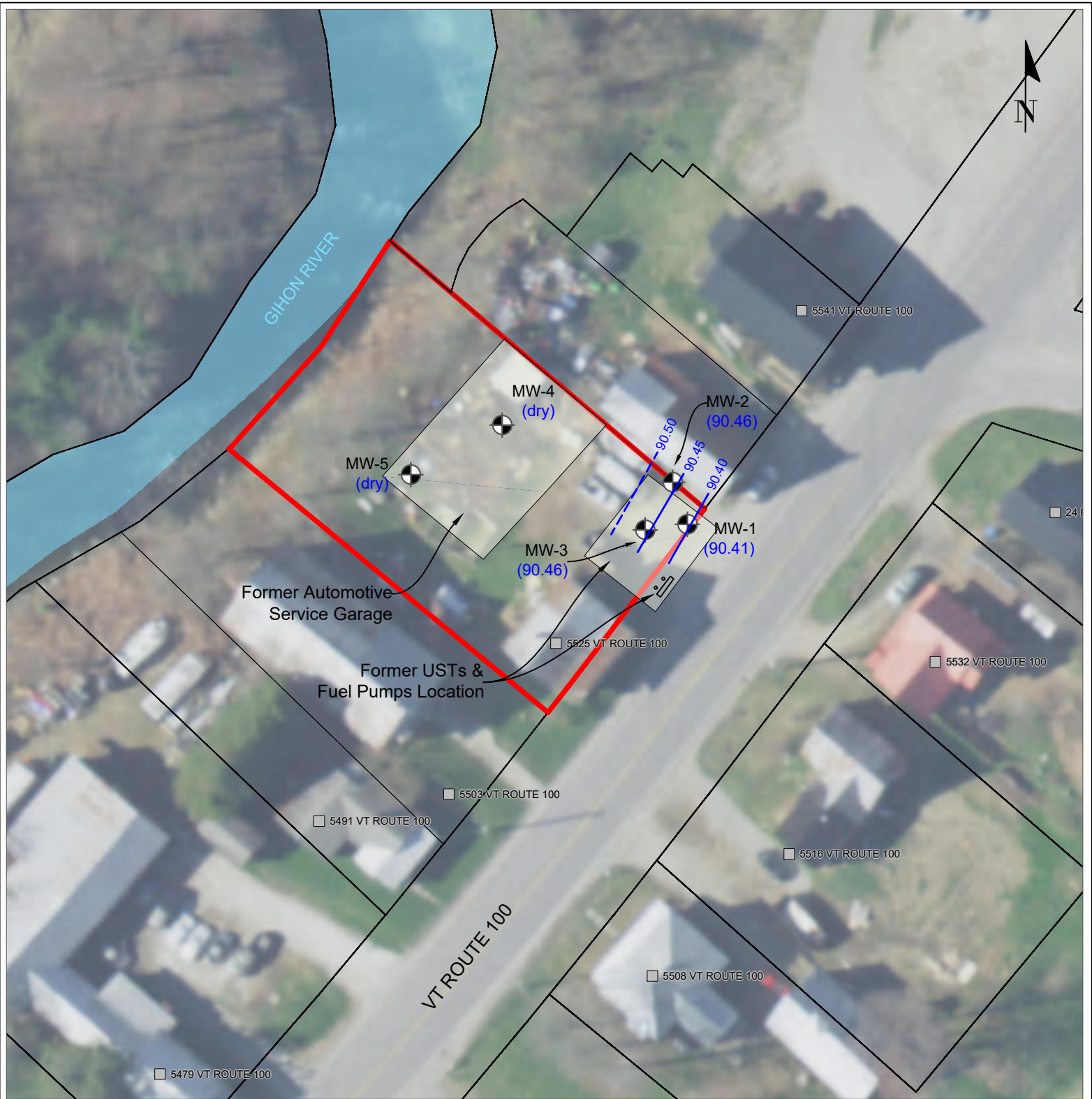
SOURCES:
 Right of way boundary from Vermont Right of Way Spatial Data Hub.
 Aerial, parcel boundary and buildings (E911) from Vermont Natural Resources Atlas.
 File: O:\PROJ-19\EAR\19-104 North Hyde Park Valley Hotel\Data\AutoCAD\19-104_Figures.dwg

DRAWING CREDITS
 Drawn On: 4/22/2020
 Drawn By: LBR
 Checked On: 4/22/2020
 Checked By: KJM
 Project No.: 19-104










SITE PLAN
NORTH HYDE PARK HOTEL
5525 VT ROUTE 100
 HYDE PARK VERMONT

FIGURE NO.
3



LEGEND

-  Adjoining Parcel Boundary
-  Area of Concern
-  Site Boundary
-  Waterbody
-  Monitoring Well Location
-  (95.0) Groundwater Elevation (ft)
-  Groundwater Contour (Dashed Where Inferred) (ft)

NOTES:

MONITORING WELLS (MW) WERE SURVEYED BY STONE ENVIRONMENTAL, INC. APRIL 10, 2020. ALL LOCATIONS ARE APPROXIMATE. GROUNDWATER IS BASED ON DEPTH TO WATER BELOW TOP OF CASING (TOC) FOR THE FOLLOWING WELLS: MW-1, MW-2, MW-3. MW-4 AND MW-5 WERE DRY. A LOCAL SITE DATUM OF 5000, 5000, 100 WAS USED FOR SURVEY.

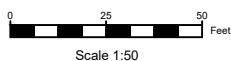
SOURCES: AERIAL, PARCEL BOUNDARY AND BUILDINGS (E911) FROM VERMONT NATURAL RESOURCES ATLAS

File: O:\PROJ-19\EAR\19-104 North Hyde Park Valley Hotel\Data\AutoCAD\19-104_Figures.dwg

DRAWING CREDITS

Drawn On: 4/21/2020
 Drawn By: LBR
 Checked On: 4/22/2020
 Checked By: KJM
 Project No.: 19-104

DRAWING SCALE

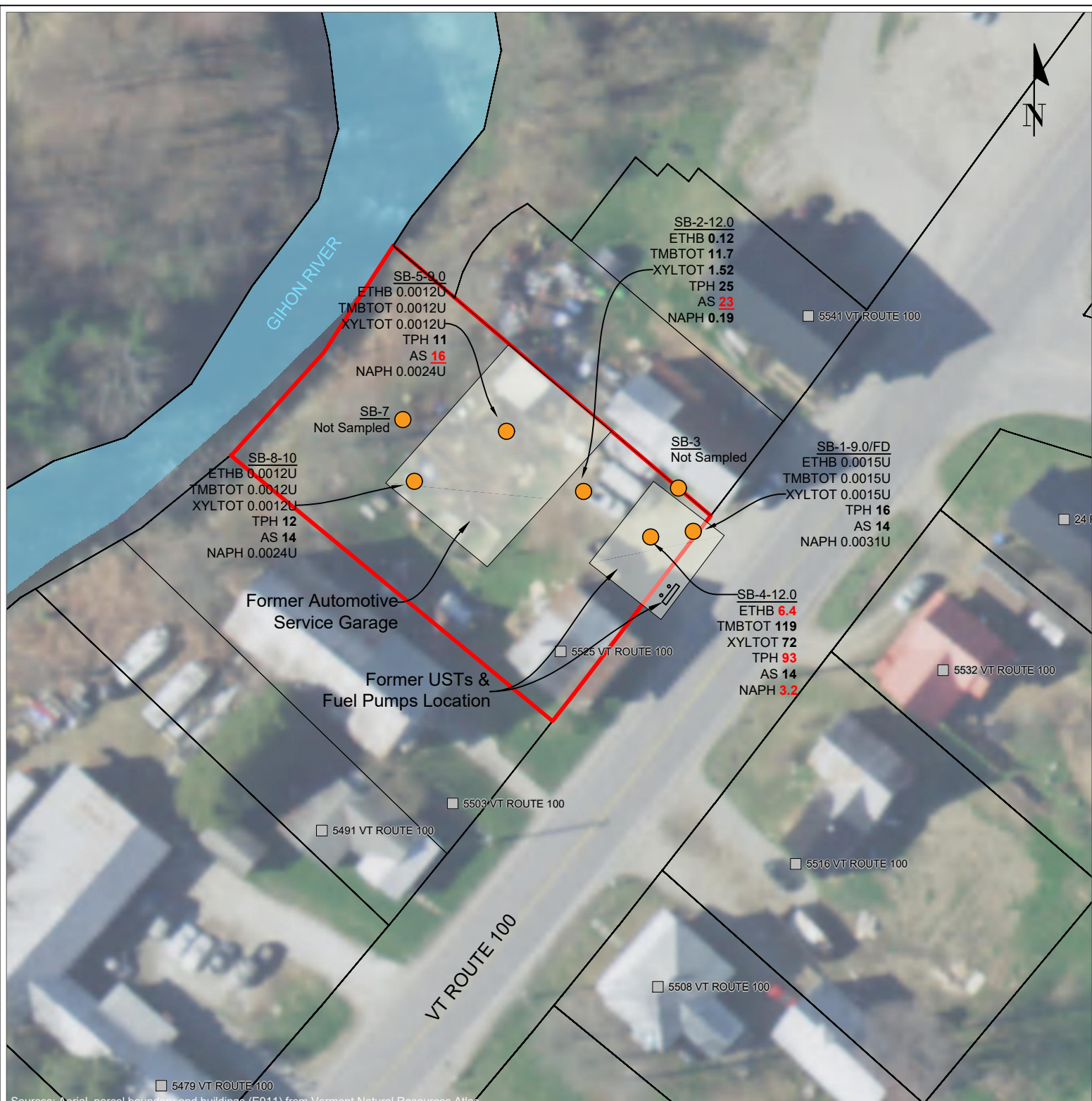


**GROUNDWATER POTENTIOMETRIC
 SURFACE ELEVATION MAP
 5525 VT ROUTE 100**

HYDE PARK VERMONT

FIGURE NO.

4



Sources: Aerial, parcel boundary and buildings (E911) from Vermont Natural Resources Atlas.

LEGEND

- Adjoining Parcel Boundary
- Area of Concern
- Site Boundary
- Waterbody
- Soil Boring Location

NOTES:

U - NON-DETECT: ANALYTE NOT DETECTED ABOVE LABORATORY REPORTING LIMIT
 VALUES IN **BOLD** - ANALYTE WAS DETECTED ABOVE LABORATORY REPORTING LIMIT
 VALUES IN **RED** - EXCEEDING RESIDENTIAL ENFORCEMENT STANDARDS
 VALUES IN **RED UNDERLINE** - EXCEEDING NON-RESIDENT ENFORCEMENT STANDARDS
 ALL RESULTS IN (mg/kg)

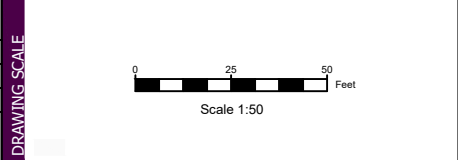
VERMONT SOIL STANDARDS

(ETHB)	ETHYLBENZENE RESIDENT / NON-RESIDENT (mg/kg) - 3.7 / 22
(TMBTOT)	TOTAL TRIMETHYLBENZENES RESIDENT / NON-RESIDENT (mg/kg) - 144 / 177
(XYLTOT)	TOTAL XYLENES RESIDENT / NON-RESIDENT (mg/kg) - 252 / 257
(TPH)	TOTAL PETROLEUM HYDROCARBONS EPA RESIDENTIAL / EPA INDUSTRIAL (mg/kg) - 82 / 420
(AS)	ARSENIC RESIDENT / NON-RESIDENT (mg/kg) -16 / 16
(NAPH)	NAPHTHALENE RESIDENT / NON RESIDENT ((mg/kg) - 2.7 / 16

File: O:\PROJ-19\EAR\19-104 North Hyde Park Valley Hotel\Data\AutoCAD\19-104_Figures.dwg

DRAWING CREDITS

Drawn On:	4/21/2020
Drawn By:	LBR
Checked On:	4/22/2020
Checked By:	KJM
Project No.:	19-104



STONE
ENVIRONMENTAL

SOIL SAMPLE RESULTS
NORTH HYDE PARK HOTEL
5525 VT ROUTE 100
HYDE PARK VERMONT

FIGURE NO.
5



LEGEND

- Adjoining Parcel Boundary
- Area of Concern
- Site Boundary
- Waterbody
- Monitoring Well Location

NOTES:

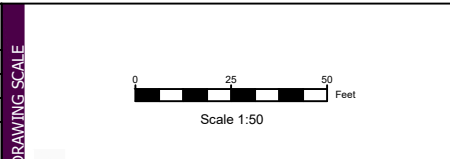
U - NON-DETECT: ANALYTE NOT DETECTED ABOVE LABORATORY REPORTING LIMIT
 VALUES IN **BOLD** - ANALYTE WAS DETECTED ABOVE LABORATORY REPORTING LIMIT
 ALL RESULTS IN µg/L

VERMONT GROUNDWATER ENFORCEMENT STANDARD, JULY 2019

(ETHB)	ETHYLBENZENE (µg/L) - 700
(TMBTOT)	TOTAL TRIMETHYLBENZENES (µg/L) - 23
(XYLTOT)	TOTAL XYLENES (µg/L) - 10,000

Sources: Aerial, parcel boundary and buildings (E911) from Vermont Natural Resources Atlas.
 File: O:\PROJ-19\EAR\19-104 North Hyde Park Valley Hotel\Data\AutoCAD\19-104_Figures.dwg

DRAWING CREDITS
 Drawn On: 4/21/2020
 Drawn By: LBR
 Checked On: 4/22/2020
 Checked By: KJM
 Project No.: 19-104



GROUNDWATER VOC RESULTS
NORTH HYDE PARK HOTEL
5525 VT ROUTE 100
 HYDE PARK VERMONT

FIGURE NO.
6

Appendix B: Field Notes and Soil Boring Logs

Soil Boring Log
BORING NO. SB-1/MW-1
 5525 VT Route 100, N. Hyde Park VT

DATE DRILLED: 4/02/2020
 DRILLING CONTRACTOR: Eastern Analytical, Inc
 DRILLER: Brian Law

DRILLING METHOD: Direct Push - Macro Core
 LOGGED BY: S. Long
 SOURCE: Field boring log

COMMENT: Install MW-1 in borehole, refusal at 13 feet

Log Prepared By: BSL 4/24/2020

O:\PROJ-19\EAR\19-104 North Hyde Park Valley Hotel\Data\Soil Boring Logs



DEPTH (Feet)	RECOVERY	LITHOLOGY / SOIL DESCRIPTION	WELL CONSTRUCTION AND BACKFILL MATERIAL	Water Depth (ft)	PID (ppm v/v)	Sample Interval
0						
		moist, red/brown/grey, fine to coarse, SAND and Silt, some cobble rounded and angular	Roadbox Fill		0.3	
			Bentonite		@1.0'	
			PVC Well Riser		0.3	
					@3.0'	
-5			Sand Pack		0.3	
			PVC 0.01 Well Screen		@5.0'	
			PVC Screen		0.3	
					@6.0'	
					0.4	
					@8.0'	
					0.3	
		wet, brown/tan/grey, fine to coarse, SILT and Sand			@10.0'	
					0.3	
					@11.0'	
					0.4	
					@12.0'	
					0.5	
					@13.0'	
-15						

Soil Boring Log
BORING NO. SB-2

5525 VT Route 100 N. Hyde Park, VT

DATE DRILLED: 4/02/2020

DRILLING CONTRACTOR: Eastern Analytical, Inc

DRILLER: Brian Law

DRILLING METHOD: Direct Push - Macro Core

LOGGED BY: S. Long

SOURCE: Field boring log

COMMENT: No MW Installed at SB-2, refusal at 15 feet

Log Prepared By: BSL 04/02/20

O:\PROJ-19\EAR\19-104 North Hyde Park Valley Hotel\Data\Soil Boring Logs



DEPTH (Feet)	RECOVERY	LITHOLOGY / SOIL DESCRIPTION	WELL CONSTRUCTION AND BACKFILL MATERIAL	Water Depth (ft)	PID (ppm v/v)	Sample Interval
0		moist, brown, fine-coarse, SAND and Silt, some cobble, rounded and angular				
		wet, brown, SILT			51.5 @1.0'	
		moist, brown, fine-coarse, SAND and Silt, some cobble, rounded and angular			14.6 @3.0'	
-5					23.0 @5.0'	
					2.2 @6.0'	
					44.3 @7.0'	
-10		dry to moist, brown/white, fine, SAND and Silt			12.2 @9.0'	
					1.2 @10.0'	
		wet, brown/grey/tan, fine to coarse, SAND and Silt			1.4 @11.0'	
					2,180 @13.0'	
-15					1,978 @15.0'	

Soil Boring Log
BORING NO. SB-3/MW-2
 5525 VT Route 100, N. Hyde Park

DATE DRILLED: 4/02/2020
 DRILLING CONTRACTOR: Eastern Analytical, Inc
 DRILLER: Brian Law

DRILLING METHOD: Direct Push - Macro Core
 LOGGED BY: S. Long
 SOURCE: Field boring log

COMMENT: Install MW-2 in borehole, refusal at 13 feet

Log Prepared By: BSL 4/24/2020

O:\PROJ-19\EAR\19-104 North Hyde Park Valley Hotel\Data\Soil Boring Logs



DEPTH (Feet)	RECOVERY	LITHOLOGY / SOIL DESCRIPTION	WELL CONSTRUCTION AND BACKFILL MATERIAL	Water Depth (ft)	PID (ppm v/v)	Sample Interval
0						
		moist, brown/tan, fine to coarse, SAND and Silt, some cobble	Roadbox Fill			
			Bentonite		0.2 @1.0'	
		wet, brown, fine, SILT	PVC Well Riser		0.2 @3.0'	
		moist, brown/tan, fine to coarse, SAND and Silt, some cobble			0.1 @5.0'	
-5			Sand Pack		0.2 @6.0'	
			PVC 0.01 Well Screen			
			PVC Screen		0.3 @8.0'	
		wet, brown/tan, fine to coarse, SILT and Sand			0.2 @10.0'	
					0.1 @11.0'	
					0.2 @12.0'	
					0.2 @13.0'	
-15						

Soil Boring Log
BORING NO. SB-4/MW-3
 5525 VT Route 100 N. Hyde Park

DATE DRILLED: 04/02/2020
 DRILLING CONTRACTOR: Eastern Analytical, Inc
 DRILLER: Brian Law

DRILLING METHOD: Direct Push - Macro Core
 LOGGED BY: S. Long
 SOURCE: Field boring log

COMMENT: Install MW-3 in borehole, refusal at 16.5 feet
 Log Prepared By: BSL 04/02/2020
 O:\PROJ-19\EAR\19-104 North Hyde Park Valley Hotel\Data\Soil Boring Logs



DEPTH (Feet)	RECOVERY	LITHOLOGY / SOIL DESCRIPTION	WELL CONSTRUCTION AND BACKFILL MATERIAL	Water Depth (ft)	PID (ppm v/v)	Sample Interval
0						
		moist, grey/brown/white, fine to coarse, SAND and Silt, some cobble	Roadbox		0.1	
			Native Backfill		@1.7'	
		wet, brown, fine, SILT	PVC Well Riser		2.6	
		moist, grey/brown/white, fine to coarse, SAND and Silt, some cobble	Bentonite		@3.0'	
-5				5.5	@5.0'	
			PVC 0.01 Well Screen	83.3	@6.0'	
			Sand Pack	2.3	@8.0'	
-10		wet, tan/grey, coarse with some fines, SILT and Sand, strong petroleum odor at 13 feet	PVC Screen	5.4	@10.0'	
				2.5	@11.0'	
				1,868	@13.0'	
-15		wet, brown/grey, coarse with some fines, SAND and Silt		1,388	@15.0'	
				33.1	@16.5'	
-20						

Soil Boring Log
BORING NO. SB-5/MW-4
 5525 VT Route 100, N. Hyde Park

DATE DRILLED: 04/02/2020
 DRILLING CONTRACTOR: Eastern Analytical, Inc
 DRILLER: Brian Law

DRILLING METHOD: Direct Push - Macro Core
 LOGGED BY: S. Long
 SOURCE: Field boring log

COMMENT: Install MW-4 in borehole, refusal at 12 feet

Log Prepared By: BSL 04/02/2020

O:\PROJ-19\EAR\19-104 North Hyde Park Valley Hotel\Data\Soil Boring Logs



DEPTH (Feet)	RECOVERY	LITHOLOGY / SOIL DESCRIPTION	WELL CONSTRUCTION AND BACKFILL MATERIAL	Water Depth (ft)	PID (ppm v/v)	Sample Interval
0						
		moist, brown/grey, fine to coarse, SAND and Silt, some cobble	Roadbox Native Backfill Bentonite PVC Well Riser		0.4 @1.0'	
		wet, dark brown, fine to coarse, SILT and Sand, with rounded and angular cobble			0.5 @3.0'	
					0.5 @5.0'	
		moist, tan/brown/grey, fine to coarse, SAND and Silt, with rounded and angular cobble			0.5 @6.0'	
-5			Sand Pack		0.4 @7.0'	
			PVC 0.01 Well Screen			
			PVC Screen			
		wet, grey, fine, SILT and Sand			0.5 @9.0'	
-10					0.8 @10.0'	
					0.7 @11.0'	
					0.7 @12.0'	
-15						

Soil Boring Log
BORING NO. SB-5A

5525 VT Route 100 N. Hyde Park

DATE DRILLED: 4/02/2020

DRILLING CONTRACTOR: Eastern Analytical, Inc

DRILLER: Brian Law

DRILLING METHOD: Direct Push - Macro Core

LOGGED BY: S. Long

SOURCE: Field boring log

COMMENT: Refusal at 9' - offset boring

Log Prepared By: BSL 04/02/20

O:\PROJ-19\EAR\19-104 North Hyde Park Valley Hotel\Data\Soil Boring Logs



DEPTH (Feet)	RECOVERY	LITHOLOGY / SOIL DESCRIPTION	WELL CONSTRUCTION AND BACKFILL MATERIAL	Water Depth (ft)	PID (ppm v/v)	Sample Interval
0		Concrete Slab				
		moist, grey/brown, fine to coarse, SAND and Silt, some cobble and wood			0.2 @1.0	
					0.2 @2.0	
-5		moist to wet, grey/brown, fine to medium, SILT and Sand			0.3 @6.0	
					0.3 @9.0	
-10						

Soil Boring Log
BORING NO. SB-8/MW-5
 5525 VT Route 100, N. Hyde Park

DATE DRILLED: 04/02/2020
 DRILLING CONTRACTOR: Eastern Analytical, Inc
 DRILLER: Brian Law

DRILLING METHOD: Direct Push - Macro Core
 LOGGED BY: S. Long
 SOURCE: Field boring log

COMMENT: Install MW-5 in borehole. Well Dry, refusal at 14.5 feet
 Log Prepared By: BSL 04/02/2020
 O:\PROJ-19\EAR\19-104 North Hyde Park Valley Hotel\Data\Soil Boring Logs



DEPTH (Feet)	RECOVERY	LITHOLOGY / SOIL DESCRIPTION	WELL CONSTRUCTION AND BACKFILL MATERIAL	Water Depth (ft)	PID (ppm v/v)	Sample Interval
0		topsoil	Roadbox			
		moist, light brown-brown, fine-coarse, SAND and Silt, with angular and rounded cobble	Native Backfill			
			Bentonite		0.1 @1.0'	
			PVC Well Riser		0.1 @2.0	
					0.1 @3.0	
-5		moist, light brown-brown, fine-coarse, SAND and Silt	PVC 0.01 Well Screen		0.1 @6.0	
			PVC Screen		0.1 @7.0	
					0.1 @8.0	
-10			Sand Pack			
		wet, brown/tan, fine, SILT and Sand			0.2 @11.0	
					0.2 @12.0	
					0.3 @13.0	
-15						



MONITORING WELL SAMPLING FORM

Project Name: N Hyde Park Comments: _____
 SEI Project Number: 19-104
 Client: Hyde Park
 Project Manager: K. Mahice

WELL ID	<u>MW-1</u>	Equipment ID / SN	
Sample Date	<u>4/10/2020</u>	Pump:	<u>SEI-NEW</u>
SOP/SSP #'s Followed	<u>SEI SOP 5.49.1</u>	Water Level Indicator:	<u>SEI #7</u>
Sampling Method	Bladder Pump ___ Peri Pump <input checked="" type="checkbox"/> Impeller Pump ___ Bailer ___ Other ___	Water Quality Sonde:	<u>3898</u>
Sampling Personnel	<u>LRB</u>	Turbidity Meter:	<u>19022028</u>
Weather	<u>34, 500W</u>	Other:	

Calculate Purge Volumes

Time of water level measurement (military): 1000 Depth of Pump/Intake: 1 feet Measuring Point Description: _____ Well Screen Length: 10ft

Total Well Depth (btoc) 12.6 feet Depth to Water (btoc) 8.95 feet Height of Water Column = 3.65 feet

One Well Volume = 0.56 liters

Time purging began (military): 1035 3 X One Well Volume = 1.68 liters

Time purging ended (military): 1050 5 X One Well Volume = 2.80 liters

Water Level (ft btoc)	Cumulative Vol. Purged (mL)	Time (Military)	Flow Rate (mL/min)	Temp (°C) (± 3%)	ORP (mV) (± 10 mV)	pH (su) (± 0.1 su)	DO (mg/L) (± 10% or 3 consecutive readings < 0.5 mg/L)	Conductivity (µS) (± 3%)	Turbidity (NTU) (± 10% or 3 consecutive readings < 5 NTU)
9.22	3750	1050	250	4.6	201.9	7.35	11.73	2646	9.33
9.22	6250	1100	250	4.6	206.6	7.12	11.69	2639	12.8
9.25	7500	1105	250	4.6	212.9	6.98	11.73	2631	5.22
9.25	8750	1110	250	4.6	214.3	6.94	11.67	2626	9.35
9.25	10600	1115	250	4.6	215.9	6.90	11.75	2623	12.1
9.25	11250	1120	250	4.6	219.1	6.85	11.76	2618	5.18
9.25	12500	1125	250	4.6	221.3	6.83	11.74	2618	1.85
9.25	13750	1130	250	4.6	224.1	6.81	11.74	2613	0.58
9.25	15000	1135	250	4.6	226.6	6.80	11.84	2611	0.02

Total Vol. Removed: 15 Liters (v) Meters Calibrated (v) Min. 3 Well Vol. Purged (v) Parameters Stable for 3 consecutive measurements

Sample Identification	Time Collected (Military)	Container	Sampled By (Initials)	Preservation	Analysis	Additional Comments
<u>MW-1</u>	<u>1135</u>		<u>BSL</u>	<u>VOCs, SVOCs, metals</u>		
<u>MW-1-FD</u>	<u>1135</u>		<u>BSL</u>	<u>VOCs, SVOCs, metals</u>		

Sampling Personnel Signature _____ Date 4/10/20



MONITORING WELL SAMPLING FORM

Project Name:	N Hyde Park	Comments:
SEI Project Number:	19-104	
Client:	Hyde Park	
Project Manager:	K. Matice	

WELL ID	MW-2	Equipment ID / SN
Sample Date	4/10/20	Pump:
SOP/SSP #'s Followed	SEI SOP 5.49.1	Water Level Indicator:
Sampling Method	Bladder Pump <input type="checkbox"/> Peri Pump <input checked="" type="checkbox"/> Impeller Pump <input type="checkbox"/> Bailer <input type="checkbox"/> Other <input type="checkbox"/>	Water Quality Sonde:
Sampling Personnel	LBR/BSL	Turbidity Meter:
Weather	Snow, 36	Other:

Calculate Purge Volumes

Time of water level measurement (military): 1306 Depth of Pump/Intake: 1 feet Measuring Point Description: Well Screen Length: 10ft

Total Well Depth (btoc)	Depth to Water (btoc)	Height of Water Column	One Well Volume
11.70 feet	8.10 feet	= 3.60 feet	= 0.558 liters

X 0.155 liters/feet (1-inch well)
X 0.347 liters/feet (1.5-inch well)
X 0.617 liters/feet (2-inch well)

Time purging began (military): 1320 @ 250 mL/min	3 X One Well Volume	1.67	liters
Time purging ended (military): 1330	5 X One Well Volume	2.79	liters

Water Level (ft btoc)	Cumulative Vol. Purged (mL)	Time (Military)	Flow Rate (mL/min)	Temp (°C) (± 3%)	ORP (mV) (± 10 mV)	pH (su) (± 0.1 su)	DO (mg/L) (± 10% or 3 consecutive readings < 0.5 mg/L)	Conductivity (µS) (± 3%)	Turbidity (NTU) (± 10% or 3 consecutive readings < 5 NTU)
8.40	2500	1330	250	3.0	210.3	7.43	11.53	611.5	120
8.40	3750	1340	250	3.2	217.5	7.41	11.49	638.1	448
8.40	5000	1340	250	3.2	223.0	7.39	11.45	654.1	105
8.40	6000	1345	200	3.2	227.9	7.36	11.37	660.1	176
8.40	7000	1350	200	3.2	231.2	7.34	11.47	667.8	77.2
8.40	8000	1355	200	3.3	235.1	7.32	11.27	671.1	93.1
8.40	9000	1400	200	3.3	237.5	7.31	10.68	672.3	65.7
8.40	10000	1405	200	3.4	242.1	7.28	11.32	674.3	54.4
8.40	11000	1410	200	3.4	245.5	7.29	11.50	674.0	49.5
8.40	11600	1413	200	3.4	246.3	7.25	11.60	673.3	48.4
8.40	12200	1416	200	3.5	247.3	7.25	11.18	671.9	47.5

Total Vol. Removed: _____ Liters (v) Meters Calibrated (v) Min. 3 Well Vol. Purged (v) Parameters Stable for 3 consecutive measurements

Sample Identification	Time Collected (Military)	Container	Sampled By (Initials)	Preservation	Analysis	Additional Comments
MW-2	1420		BSL	HCl, HNO ₃	VOCs, SVOCs, Metals	

Sampling Personnel Signature _____

Date 4/10/20

Appendix C: Analytical Data Tables

Table C-1
Soil VOLATILE ORGANIC COMPOUNDS Sample Analytical Results

SampleID	CAS#	Vermont Soil Standards - Resident Soil	Vermont Soil Standards - Non-resident Soil	EPA Residential Regional Screening Level (RSL)	EPA Industrial Regional Screening Level (RSL)	SB-1-9.0	SB-1-9.0-FD	SB-2-12.0	SB-4-12.0	SB-5-9.0	SB-8-10
Sample Date		(mg/Kg dry)	(mg/Kg dry)	(mg/Kg dry)	(mg/Kg dry)	4/2/2020	4/2/2020	4/2/2020	4/2/2020	4/2/2020	4/2/2020
1.1.1.2-Tetrachloroethane	630-20-6	1.3	8	2	8.8	0.0015 U	0.0015 U	0.036 U	3.7 U	0.0012 U	0.0012 U
1.1.1-Trichloroethane	71-55-6	NE	NE	8100	36000	0.0015 U	0.0015 U	0.036 U	3.7 U	0.0012 U	0.0012 U
1.1.2.2-Tetrachloroethane	79-34-5	NE	NE	0.6	2.7	0.00077 U	0.00074 U	0.018 U	1.9 U	0.0006 U	0.0006 U
1.1.2-Trichloro-1,2,2-trifluoroethane (Freon 113)	76-13-1	NE	NE	6700	28000	0.0077 U	0.0074 U	0.036 U	3.7 U	0.006 U	0.006 U
1.1.2-Trichloroethane	79-00-5	NE	NE	1.1	5	0.0015 U	0.0015 U	0.036 U	3.7 U	0.0012 U	0.0012 U
1.1-Dichloroethane	75-34-3	2.1	13	3.6	16	0.0015 U	0.0015 U	0.036 U	3.7 U	0.0012 U	0.0012 U
1.1-Dichloroethylene	75-35-4	NE	NE	230	1000	0.0031 U	0.0029 U	0.036 U	3.7 U	0.0024 U	0.0024 U
1.1-Dichloropropene	563-58-6	NE	NE	NE	NE	0.0015 U	0.0015 U	0.071 U	7.5 U	0.0012 U	0.0012 U
1.2.3-Trichlorobenzene	87-61-6	NE	NE	63	930	0.0015 U	0.0015 U	0.18 U	19 U	0.0012 U	0.0012 U
1.2.3-Trichloropropane	96-18-4	0.00311	0.07	0.0051	0.11	0.0015 U	0.0015 U	0.071 U	7.5 U	0.0012 U	0.0012 U
1.2.4-Trichlorobenzene	120-82-1	NE	NE	24	110	0.0015 U	0.0015 U	0.036 U	3.7 U	0.0012 U	0.0012 U
1.2.4-Trimethylbenzene	95-63-6	144	177	300	1800	0.0015 U	0.0015 U	8.0	88	0.0012 U	0.0012 U
1.2-Dibromo-3-chloropropane (DBCP)	96-12-8	0.01	0.06	0.0053	0.064	0.0015 U	0.0015 U	0.18 U	19 U	0.0012 U	0.0012 U
1.2-Dibromoethane (EDB)	106-93-4	0.02	0.14	0.036	0.16	0.00077 U	0.00074 U	0.018 U	1.9 U	0.0006 U	0.0006 U
1.2-Dichlorobenzene	95-50-1	NE	NE	1800	9300	0.0015 U	0.0015 U	0.036 U	3.7 U	0.0012 U	0.0012 U
1.2-Dichloroethane	107-06-2	0.29	1.7	0.46	2	0.0015 U	0.0015 U	0.036 U	3.7 U	0.0012 U	0.0012 U
1.2-Dichloropropane	78-87-5	1.5	9.1	2.5	11	0.0015 U	0.0015 U	0.036 U	3.7 U	0.0012 U	0.0012 U
1.3,5-Trichlorobenzene	108-70-3	NE	NE	NE	NE	0.0015 U	0.0015 U	0.036 U	3.7 U	0.0012 U	0.0012 U
1.3,5-Trimethylbenzene	108-67-8	144	177	270	1500	0.0015 U	0.0015 U	3.7	31	0.0012 U	0.0012 U
1.3-Dichlorobenzene	541-73-1	NE	NE	NE	NE	0.0015 U	0.0015 U	0.036 U	3.7 U	0.0012 U	0.0012 U
1.3-Dichloropropane	142-28-9	NE	NE	1600	23000	0.00077 U	0.00074 U	0.018 U	1.9 U	0.0006 U	0.0006 U
1.4-Dichlorobenzene	106-46-7	NE	NE	2.6	11	0.0015 U	0.0015 U	0.036 U	3.7 U	0.0012 U	0.0012 U
1.4-Dioxane	123-91-1	2.8	17	5.3	24	0.0077 U	0.0074 U	0.18 U	19 U	0.006 U	0.006 U
2.2-Dichloropropane	594-20-7	NE	NE	NE	NE	0.0015 U	0.0015 U	0.036 U	3.7 U	0.0012 U	0.0012 U
2-Butanone (MEK)	78-93-3	16952	26991	27000	190000	0.031 U	0.029 U	0.71	7.5 U	0.024 U	0.024 U
2-Chlorotoluene	95-49-8	NE	NE	1600	23000	0.0015 U	0.0015 U	0.036 U	3.7 U	0.0012 U	0.0012 U
2-Hexanone (MBK)	591-78-6	NE	NE	200	1300	0.015 U	0.015 U	0.36 U	3.7 U	0.012 U	0.012 U
4-Chlorotoluene	106-43-4	NE	NE	1600	23000	0.0015 U	0.0015 U	0.036 U	3.7 U	0.0012 U	0.0012 U
4-Methyl-2-pentanone (MIBK)	108-10-1	NE	NE	33000	140000	0.015 U	0.015 U	0.36 U	3.7 U	0.012 U	0.012 U
Acetone	67-64-1	40609	100228	61000	670000	0.020 J	0.015 J	1.8 U	19 U	0.012 J	0.0072 J
Acrylonitrile	107-13-1	NE	NE	0.25	1.1	0.0046 U	0.0044 U	0.18 U	19 U	0.0036 U	0.0036 U
Benzene	71-43-2	0.7	4.2	1.2	5.1	0.0015 U	0.0015 U	0.036 U	3.7 U	0.0012 U	0.0012 U
Bromobenzene	108-86-1	NE	NE	290	1800	0.0015 U	0.0015 U	0.036 U	3.7 U	0.0012 U	0.0012 U
Bromochloromethane	74-97-5	193	597	150	630	0.0015 U	0.0015 U	0.036 U	3.7 U	0.0012 U	0.0012 U
Bromodichloromethane	75-27-4	NE	NE	0.29	1.3	0.0015 U	0.0015 U	0.036 U	3.7 U	0.0012 U	0.0012 U
Bromoform	75-25-2	NE	NE	19	86	0.0015 U	0.0015 U	0.036 U	3.7 U	0.0012 U	0.0012 U
Bromomethane	74-83-9	NE	NE	6.8	30	0.0077 U	0.0074 U	0.21 U	2.2 U	0.006 U	0.006 U
Carbon Disulfide	75-15-0	608	662	770	3500	0.0046 U	0.0044 U	0.18 U	19 U	0.0036 U	0.0036 U
Carbon Tetrachloride	56-23-5	0.37	2.2	0.65	2.9	0.0015 U	0.0015 U	0.036 U	3.7 U	0.0012 U	0.0012 U
Chlorobenzene	108-90-7	414	726	280	1300	0.0015 U	0.0015 U	0.036 U	3.7 U	0.0012 U	0.0012 U
Chlorodibromomethane	124-48-1	NE	NE	8.3	39	0.00077 U	0.00074 U	0.018 U	1.9 U	0.0006 U	0.0006 U
Chloroethane	75-00-3	NE	NE	14000	57000	0.015 U	0.015 U	0.071 U	7.5 U	0.012 U	0.012 U
Chloroform	67-66-3	NE	NE	0.32	1.4	0.0031 U	0.0029 U	0.065 J	1.3 J	0.0024 U	0.0024 U
Chloromethane	74-87-3	NE	NE	110	460	0.0077 U	0.0074 U	0.074 U	0.74 U	0.006 U	0.006 U
cis-1,2-Dichloroethylene	156-59-2	140	1814	160	2300	0.0015 U	0.0015 U	0.036 U	3.7 U	0.0012 U	0.0012 U
cis-1,3-Dichloropropene	10061-01-5	NE	NE	NE	NE	0.00077 U	0.00074 U	0.018 U	1.9 U	0.0006 U	0.0006 U
Dibromomethane	74-95-3	NE	NE	24	99	0.0015 U	0.0015 U	0.036 U	3.7 U	0.0012 U	0.0012 U
Dichlorodifluoromethane (Freon 12)	75-71-8	NE	NE	87	370	0.0015 U	0.0015 U	0.036 U	3.7 U	0.0012 U	0.0012 U
Diethyl Ether	60-29-7	NE	NE	16000	230000	0.015 U	0.015 U	0.071 U	7.5 U	0.012 U	0.012 U
Diisopropyl Ether (DIPE)	108-20-3	NE	NE	2200	9400	0.00077 U	0.00074 U	0.018 U	1.9 U	0.0006 U	0.0006 U
Ethylbenzene	100-41-4	3.7	22	5.8	25	0.0015 U	0.0015 U	0.12	6.4	0.0012 U	0.0012 U
Hexachlorobutadiene	87-68-3	NE	NE	1.2	5.3	0.0015 U	0.0015 U	0.036 U	3.7 U	0.0012 U	0.0012 U
Isopropylbenzene (Cumene)	98-82-8	256	264	1900	9900	0.0015 U	0.0015 U	0.036 U	3.7 U	0.0012 U	0.0012 U
m+p Xylene	108383/106423	NE	NE	NE	NE	0.0031 U	0.0029 U	1.3	58	0.0024 U	0.0024 U
Methyl Acetate	79-20-9	NE	NE	78000	1200000	0.0015 U	0.0015 U	0.036 U	3.7 U	0.0012 U	0.0012 U
Methyl Cyclohexane	108-87-2	NE	NE	NE	NE	0.0015 U	0.0015 U	2.0	24	0.0012 U	0.0048 J
Methyl tert-Butyl Ether (MTBE)	1634-04-4	649	4464	47	210	0.0031 U	0.0029 U	0.036 U	3.7 U	0.0024 U	0.0024 U
Methylene Chloride	75-09-2	NE	NE	57	1000	0.015 U	0.015 U	0.18 U	19 U	0.012 U	0.012 U
Naphthalene	91-20-3	2.7	16	3.8	17	0.0031 U	0.0029 U	0.19	3.2 J	0.0024 U	0.0024 U
n-Butylbenzene	104-51-8	3504	51100	3900	58000	0.0015 U	0.0015 U	1.4	10	0.0012 U	0.0012 U
n-Propylbenzene	103-65-1	253	261	3800	24000	0.0015 U	0.0015 U	1.6	14	0.0012 U	0.0012 U
o-Xylene	95-47-6	NE	NE	650	2800	0.0015 U	0.0015 U	0.22	14	0.0012 U	0.0012 U
p-Isopropyltoluene (p-Cymene)	99-87-6	NE	NE	NE	NE	0.0015 U	0.0015 U	0.15	1.2 J	0.0012 U	0.0012 U
sec-Butylbenzene	135-98-8	7009	102200	7800	120000	0.0015 U	0.0015 U	0.32	3.0 J	0.0012 U	0.0012 U
Styrene	100-42-5	NE	NE	6000	35000	0.0015 U	0.0015 U	0.036 U	3.7 U	0.0012 U	0.0012 U
tert-Amyl Methyl Ether (TAME)	994-05-8	NE	NE	NE	NE	0.00077 U	0.00074 U	0.018 U	1.9 U	0.0006 U	0.0006 U
tert-Butyl Alcohol (TBA)	75-65-0	NE	NE	NE	NE	0.031 U	0.029 U	0.71 U	7.5 U	0.024 U	0.024 U
tert-Butyl Ethyl Ether (TBEE)	637-92-3	NE	NE	NE	NE	0.00077 U	0.00074 U	0.018 U	1.9 U	0.0006 U	0.0006 U
tert-Butylbenzene	98-06-6	7009	102200	7800	120000	0.0015 U	0.0015 U	0.14 J	3.7 U	0.0012 U	0.0012 U
Tetrahydrofuran	127-18-4	2.4	14	24	100	0.0015 U	0.0015 U	0.036 U	3.7 U	0.0012 U	0.0012 U
Toluene	108-88-3	706	798	4900	47000	0.0015 U	0.0015 U	0.036 U	3.7 U	0.0012 U	0.0012 U
Total Trimethylbenzene	2555-13-7	144	177	300	1800	0.0015 U	0.0015 U	11.7	119	0.0012 U	0.0012 U
Total Xylene	1330-20-7	252	252	580	2500	0.0015 U	0.0015 U	1.52	72	0.0012 U	0.0012 U
trans-1,2-Dichloroethylene	156-60-5	1402	18137	1600	23000	0.0015 U	0.0015 U	0.036 U	3.7 U	0.0012 U	0.0012 U
trans-1,3-Dichloropropene	10061-02-6	NE	NE	NE	NE	0.00077 U	0.00074 U	0.018 U	1.9 U	0.0006 U	0.0006 U
trans-1,4-Dichloro-2-butene	110-57-6	NE	NE	0.0074	0.032	0.0031 U	0.0029 U	0.071 U	7.5 U	0.0024 U	0.0024 U
Trichloroethylene	79-01-6	0.68	6.5	0.94	6	0.0015 U	0.0015 U	0.036 U	3.7 U	0.0012 U	0.0012 U
Trichlorofluoromethane (Freon 11)	75-69-4	NE	NE	23000	350000	0.0077 U	0.0074 U	0.071 U	7.5 U	0.006 U	0.006 U
Vinyl Chloride	75-01-4	0.1	0.59	0.059	1.7	0.0077 U	0.0074 U	0.071 U	7.5 U	0.006 U	0.006 U

Key:
 Vermont Soil Standards from Investigation and Remediation of Contaminated Properties Rule, July 2019
 RSL - US Environmental Protection Agency, Regional Screening Levels for Residential (Res) and Industrial (Ind) settings, May 2019
 mg/kg - milligrams per kilogram (parts per million)
Bold results indicate detections of the analyte
 Shaded results indicate an exceedance of the enforcement standard(s)
 NE - screening level not established
 Q - laboratory result qualifier
 U - Analyte not detected; limit of quantitation listed
 J - Analyte was detected between the method detection limit and the quantitation limit. Value provided is estimated

Table C-2
Soil SEMI VOLATILE ORGANIC COMPOUNDS Sample Analytical Results

SampleID Sample Date	CAS#	Vermont Soil Standards - Resident Soil	Vermont Soil Standards - Non-resident Soil	EPA Residential Regional Screening Level (RSL)	EPA Industrial Regional Screening Level (RSL)	SB-1-9.0		SB-1-9.0-FD		SB-2-12.0		SB-4-12.0		SB-5-9.0		SB-8-10	
						4/2/2020	Q	4/2/2020	Q	4/2/2020	Q	4/2/2020	Q	4/2/2020	Q	4/2/2020	Q
		(mg/Kg dry)	(mg/Kg dry)	(mg/Kg dry)	(mg/Kg dry)												
1,2,4,5-Tetrachlorobenzene	95-94-3	NE	NE	23	350	0.40	U	0.38	U	0.36	U	0.37	U	0.38	U	0.36	U
1,2,4-Trichlorobenzene	120-82-1	NE	NE	24	110	0.40	U	0.38	U	0.36	U	0.37	U	0.38	U	0.36	U
1,2-Dichlorobenzene	95-50-1	NE	NE	1800	9300	0.40	U	0.38	U	0.36	U	0.37	U	0.38	U	0.36	U
1,2-Diphenylhydrazine/Azobenzene	122-66-7	NE	NE	0.68	2.9	0.40	U	0.38	U	0.36	U	0.37	U	0.38	U	0.36	U
1,3-Dichlorobenzene	541-73-1	NE	NE	NE	NE	0.40	U	0.38	U	0.36	U	0.37	U	0.38	U	0.36	U
1,4-Dichlorobenzene	106-46-7	NE	NE	2.6	11	0.40	U	0.38	U	0.36	U	0.37	U	0.38	U	0.36	U
1-Methylnaphthalene	90-12-0	NE	NE	18	73	0.20	U	0.19	U	0.18	U	0.47		0.19	U	0.18	U
2,4,5-Trichlorophenol	95-95-4	NE	NE	6300	82000	0.40	U	0.38	U	0.36	U	0.37	U	0.38	U	0.36	U
2,4,6-Trichlorophenol	88-06-2	NE	NE	49	210	0.40	U	0.38	U	0.36	U	0.37	U	0.38	U	0.36	U
2,4-Dichlorophenol	120-83-2	NE	NE	190	2500	0.40	U	0.38	U	0.36	U	0.37	U	0.38	U	0.36	U
2,4-Dimethylphenol	105-67-9	NE	NE	1300	16000	0.40	U	0.38	U	0.36	U	0.37	U	0.38	U	0.36	U
2,4-Dinitrophenol	51-28-5	NE	NE	130	1600	0.77	U	0.73	U	0.69	U	0.72	U	0.73	U	0.7	U
2,4-Dinitrotoluene	121-14-2	NE	NE	1.7	7.4	0.40	U	0.38	U	0.36	U	0.37	U	0.38	U	0.36	U
2,6-Dinitrotoluene	606-20-2	NE	NE	0.36	1.5	0.40	U	0.38	U	0.36	U	0.37	U	0.38	U	0.36	U
2-Chloronaphthalene	91-58-7	NE	NE	4800	60000	0.40	U	0.38	U	0.36	U	0.37	U	0.38	U	0.36	U
2-Chlorophenol	95-57-8	NE	NE	390	5800	0.40	U	0.38	U	0.36	U	0.37	U	0.38	U	0.36	U
2-Methylnaphthalene (SIM)	91-57-6	NE	NE	240	3000	0.039	U	0.037	U	0.14	U	1.1		0.037	U	0.035	U
2-Methylphenol	95-48-7	NE	NE	3200	41000	0.40	U	0.38	U	0.36	U	0.37	U	0.38	U	0.36	U
2-Nitroaniline	88-74-4	NE	NE	630	8000	0.40	U	0.38	U	0.36	U	0.37	U	0.38	U	0.36	U
2-Nitrophenol	88-75-5	NE	NE	NE	NE	0.40	U	0.38	U	0.36	U	0.37	U	0.38	U	0.36	U
3,3-Dichlorobenzidine	91-94-1	NE	NE	1.2	5.1	0.20	U	0.19	U	0.18	U	0.19	U	0.19	U	0.18	U
3/4-Methylphenol	108-39-4/106-4	NE	NE	NE	NE	0.40	U	0.38	U	0.36	U	0.37	U	0.38	U	0.36	U
3-Nitroaniline	99-09-2	NE	NE	NE	NE	0.40	U	0.38	U	0.36	U	0.37	U	0.38	U	0.36	U
4,6-Dinitro-2-methylphenol	534-52-1	NE	NE	5.1	66	0.40	U	0.38	U	0.36	U	0.37	U	0.38	U	0.36	U
4-Bromophenylphenylether	101-55-3	NE	NE	NE	NE	0.40	U	0.38	U	0.36	U	0.37	U	0.38	U	0.36	U
4-Chloro-3-methylphenol	95-50-7	NE	NE	6300	82000	0.77	U	0.73	U	0.69	U	0.72	U	0.73	U	0.7	U
4-Chloroaniline	106-47-8	NE	NE	2.7	11	0.77	U	0.73	U	0.69	U	0.72	U	0.73	U	0.7	U
4-Chlorophenylphenylether	7005-72-3	NE	NE	NE	NE	0.40	U	0.38	U	0.36	U	0.37	U	0.38	U	0.36	U
4-Nitroaniline	100-01-6	NE	NE	27	110	0.40	U	0.38	U	0.36	U	0.37	U	0.38	U	0.36	U
4-Nitrophenol	100-02-7	NE	NE	NE	NE	0.77	U	0.73	U	0.69	U	0.72	U	0.73	U	0.7	U
Acenaphthene (SIM)	83-32-9	NE	NE	3600	45000	0.0097	U	0.0092	U	0.035	U	0.037	U	0.0092	U	0.0089	U
Acenaphthylene (SIM)	208-96-8	NE	NE	NE	NE	0.0097	U	0.0092	U	0.035	U	0.037	U	0.0092	U	0.0089	U
Acetophenone	98-86-2	NE	NE	7800	120000	0.40	U	0.38	U	0.36	U	0.37	U	0.38	U	0.36	U
Aniline	62-53-3	NE	NE	95	400	0.40	U	0.38	U	0.36	U	0.37	U	0.38	U	0.36	U
Anthracene (SIM)	120-12-7	NE	NE	18000	230000	0.0078	U	0.0074	U	0.028	U	0.029	U	0.0074	U	0.0071	U
B(a)P-TEQ	50-32-8	0.07	1.54	0.11	2.1	0.00252	U	0.00239	U	0.00925	U	0.0165	U	0.00239	U	0.00252	U
Benidine	92-87-5	NE	NE	0.00053	0.01	0.77	U	0.73	U	0.69	U	0.72	U	0.73	U	0.7	U
Benzo(a)anthracene (SIM)	56-55-3	NE	NE	1.1	21	0.0019	U	0.0018	U	0.007	U	0.0073	U	0.0018	U	0.0018	U
Benzo(a)pyrene (SIM)	50-32-8	0.07	1.54	0.11	2.1	0.0019	U	0.0018	U	0.007	U	0.0073	U	0.0018	U	0.0018	U
Benzo(b)fluoranthene (SIM)	205-99-2	NE	NE	1.1	21	0.0019	U	0.0018	U	0.007	U	0.011		0.0018	U	0.0024	U
Benzo(g,h,i)perylene (SIM)	191-24-2	NE	NE	NE	NE	0.019	U	0.018	U	0.018	U	0.018	U	0.018	U	0.018	U
Benzo(k)fluoranthene (SIM)	207-08-9	NE	NE	11	210	0.0078	U	0.0074	U	0.028	U	0.029	U	0.0074	U	0.0071	U
Benzoic Acid	65-85-0	NE	NE	25000	330000	1.2	U	1.1	U	1.1	U	1.1	U	1.1	U	1.1	U
Bis(2-chloroethoxy)methane	111-91-1	NE	NE	190	2500	0.40	U	0.38	U	0.36	U	0.37	U	0.38	U	0.36	U
Bis(2-chloroethyl)ether	111-44-4	NE	NE	0.23	1	0.40	U	0.38	U	0.36	U	0.37	U	0.38	U	0.36	U
Bis(2-chloroisopropyl)ether	108-60-1	2804	36274	3100	47000	0.40	U	0.38	U	0.36	U	0.37	U	0.38	U	0.36	U
Bis(2-Ethylhexyl)phthalate	117-81-7	20	120	39	160	0.40	U	0.38	U	0.36	U	0.37	U	0.38	U	0.36	U
Butylbenzylphthalate	85-69-7	NE	NE	290	1200	0.40	U	0.38	U	0.36	U	0.37	U	0.38	U	0.36	U
Carbazole	86-74-8	NE	NE	NE	NE	0.20	U	0.19	U	0.18	U	0.19	U	0.19	U	0.18	U
Chrysene (SIM)	218-01-9	NE	NE	110	2100	0.0078	U	0.0074	U	0.028	U	0.029	U	0.0074	U	0.0071	U
Dibenz(a,h)anthracene (SIM)	53-70-3	NE	NE	0.11	2.1	0.0019	U	0.0018	U	0.007	U	0.0098		0.0018	U	0.0018	U
Dibenzofuran	132-64-9	NE	NE	73	1000	0.40	U	0.38	U	0.36	U	0.37	U	0.38	U	0.36	U
Diethylphthalate	84-66-2	NE	NE	51000	660000	0.40	U	0.38	U	0.36	U	0.37	U	0.38	U	0.36	U
Dimethylphthalate	131-11-3	NE	NE	NE	NE	0.40	U	0.38	U	0.36	U	0.37	U	0.38	U	0.36	U
Di-n-butylphthalate	84-74-2	NE	NE	6300	82000	0.40	U	0.38	U	0.36	U	0.37	U	0.38	U	0.36	U
Di-n-octylphthalate	117-84-0	NE	NE	630	8200	0.40	U	0.38	U	0.36	U	0.37	U	0.38	U	0.36	U
Fluoranthene (SIM)	206-44-0	2301	26371	2400	30000	0.019	U	0.018	U	0.07	U	0.073	U	0.018	U	0.018	U
Fluorene (SIM)	86-73-7	2301	26371	2400	30000	0.039	U	0.037	U	0.14	U	0.15	U	0.037	U	0.035	U
Hexachlorobenzene	118-74-1	0.13	0.69	0.21	0.96	0.40	U	0.38	U	0.36	U	0.37	U	0.38	U	0.36	U
Hexachlorobutadiene	87-68-3	NE	NE	1.2	5.3	0.40	U	0.38	U	0.36	U	0.37	U	0.38	U	0.36	U
Hexachlorocyclopentadiene	77-47-4	NE	NE	1.8	7.5	0.40	U	0.38	U	0.36	U	0.37	U	0.38	U	0.36	U
Hexachloroethane	67-72-1	NE	NE	1.8	8	0.40	U	0.38	U	0.36	U	0.37	U	0.38	U	0.36	U
Indeno(1,2,3-cd)pyrene (SIM)	193-39-5	NE	NE	1.1	21	0.0078	U	0.0074	U	0.028	U	0.029	U	0.0074	U	0.0071	U
Isophorone	78-59-1	NE	NE	570	2400	0.40	U	0.38	U	0.36	U	0.37	U	0.38	U	0.36	U
Naphthalene (SIM)	91-20-3	2.7	16	3.8	17	0.039	U	0.037	U	0.14	U	1.2		0.037	U	0.035	U
Nitrobenzene	98-95-3	NE	NE	5.1	22	0.40	U	0.38	U	0.36	U	0.37	U	0.38	U	0.36	U
N-Nitrosodimethylamine	62-75-9	NE	NE	0.002	0.034	0.40	U	0.38	U	0.36	U	0.37	U	0.38	U	0.36	U
N-Nitrosodi-n-propylamine	621-64-7	NE	NE	0.078	0.33	0.40	U	0.38	U	0.36	U	0.37	U	0.38	U	0.36	U
N-Nitrosodiphenylamine/Diphenylamine	86-30-6	NE	NE	110	470	0.40	U	0.38	U	0.36	U	0.37	U	0.38	U	0.36	U
Pentachloronitrobenzene	82-68-8	NE	NE	2.7	13	0.40	U	0.38	U	0.36	U	0.37	U	0.38	U	0.36	U
Pentachlorophenol	87-86-5	0.48	2.9	1	4	0.40	U	0.38	U	0.36	U	0.37	U	0.38	U	0.36	U
Phenanthrene (SIM)	85-01-8	NE	NE	NE	NE	0.0097	U	0.0092	U	0.035	U	0.051		0.0092	U	0.0089	U
Phenol	108-95-2	NE	NE	19000	250000	0.40	U	0.38	U	0.36	U	0.37	U	0.38	U	0.36	U
Pyrene (SIM)	129-00-0	NE	NE	1800	23000	0.039	U	0.037	U	0.14	U	0.15	U	0.037	U	0.035	U
Pyridine	110-86-1	NE	NE	78	1200	0.40	U	0.38	U	0.36	U	0.37	U	0.38	U	0.36	U

Key:
 Vermont Soil Standards from Investigation and Remediation of Contaminated Properties Rule, July 2019
 RSL - US Environmental Protection Agency, Regional Screening Levels for Residential (Res) and Industrial (Ind) settings, May 2019
 mg/kg - milligrams per kilogram (parts per million)
Bold results indicate detections of the analyte
 Shaded results indicate an exceedence of the enforcement standard(s)
 NE - screening level not established
 Q - laboratory result qualifier
 U - Analyte not detected; limit of quantitation listed
 J - Analyte was detected between the method detection limit and the quantitation limit. Value provided is estimated

Table C-3
Soil METALS Sample Analytical Results

SampleID Sample Date	CAS#	Vermont Soil Standards - Resident Soil (mg/Kg dry)	Vermont Soil Standards - Non-resident Soil (mg/Kg dry)	EPA Residential Regional Screening Level (RSL) (mg/Kg dry)	EPA Industrial Regional Screening Level (RSL) (mg/Kg dry)	SB-1-9.0		SB-1-9.0-FD		SB-2-12.0		SB-4-12.0		SB-5-9.0		SB-8-10	
						4/2/2020	Q	4/2/2020	Q	4/2/2020	Q	4/2/2020	Q	4/2/2020	Q	4/2/2020	Q
Antimony	7440-36-0	26	319	31	470	1.9	U	1.8	U	1.7	U	1.8	U	1.8	U	1.8	U
Arsenic	7440-38-2	16	16	0.68	3	14		12		23		14		16		14	
Barium	7440-39-3	11247	127382	15000	220000	36		38		17		35		18		17	
Beryllium	7440-41-7	35	289	160	2300	0.21		0.20		0.11	J	0.19		0.21		0.12	J
Cadmium	7440-43-9	6.9	87	NE	980	0.38	U	0.37	U	0.35	U	0.37	U	0.37	U	0.35	U
Chromium	7440-47-3	NE	NE	NE	NE	26		22		17		21		21		16	
Copper	7440-50-8	10407	139231	3100	47000	27		22		32		20		33		25	
Lead	7439-92-1	400	800	400	800	10		10		13		15		14		14	
Nickel	7440-02-0	940	9707	1500	22000	76		64		38		63		54		31	
Selenium	7782-49-2	366	4900	390	5800	3.8	U	3.7	U	3.5	U	3.7	U	3.7	U	3.5	U
Silver	7440-22-4	237	2483	390	5800	0.38	U	0.37	U	0.35	U	0.37	U	0.37	U	0.35	U
Thallium	7440-28-0	NE	NE	0.78	12	1.9	U	1.8	U	1.7	U	1.8	U	1.8	U	1.8	U
Zinc	7440-66-6	21986	294150	23000	350000	41		37		44		39		52		36	
Mercury	7439-97-6	3.1	3.1	11	46	0.030	U	0.027	U	0.025	U	0.026	U	0.017	J	0.026	U

Key:
Vermont Soil Standards from Investigation and Remediation of Contaminated Properties Rule, July 2019
RSL - US Environmental Protection Agency, Regional Screening Levels for Residential (Res) and Industrial (Ind) settings, May 2019
mg/kg - milligrams per kilogram (parts per million)
Bold results indicate detections of the analyte
Shaded results indicate an exceedence of the enforcement standard(s)
NE - screening level not established
Q - laboratory result qualifier
U - Analyte not detected; limit of quantitation listed
J - Analyte was detected between the method detection limit and the quantitation limit. Value provided is estimated

Table C-4
Soil TOTAL PETROLEUM HYDROCARBONS Sample Analytical Results

SampleID		Vermont Soil Standards - Resident Soil	Vermont Soil Standards - Non-resident Soil	EPA Residential Regional Screening Level (RSL)	EPA Industrial Regional Screening Level (RSL)	SB-1-9.0	SB-1-9.0-FD	SB-2-12.0	SB-4-12.0	SB-5-9.0	SB-8-10
Sample Date	CAS#	(mg/Kg dry)	(mg/Kg dry)	(mg/Kg dry)	(mg/Kg dry)	4/2/2020	4/2/2020	4/2/2020	4/2/2020	4/2/2020	4/2/2020
						Q	Q	Q	Q	Q	Q
TPH (C9-C36)	TPHC9-C36	NE	NE	82	420	16	14	25	93	11	12

Key:

Vermont Soil Standards from Investigation and Remediation of Contaminated Properties Rule, July 2019

RSL - US Environmental Protection Agency, Regional Screening Levels for Residential (Res) and Industrial (Ind) settings, May 2019

mg/kg - milligrams per kilogram (parts per million)

Bold results indicate detections of the analyte

Shaded results indicate an exceedence of the enforcement standard(s)

NE - screening level not established

Q - laboratory result qualifier

U - Analyte not detected; limit of quantitation listed

Table C-5
Groundwater VOLATILE ORGANIC COMPOUNDS Sample Analytical Results

SampleID Sample Date	CAS#	VGES (µg/L)	MW-1		MW-1-FD		MW-2		MW-3		Trip Blank	
			4/10/2020	Q	4/10/2020	Q	4/10/2020	Q	4/10/2020	Q	4/10/2020	Q
1,1,1,2-Tetrachloroethane	630-20-6	70	1.0	U	1.0	U	1.0	U	1.0	U	1.0	U
1,1,1-Trichloroethane	71-55-6	200	1.0	U	1.0	U	1.0	U	1.0	U	1.0	U
1,1,2,2-Tetrachloroethane	79-34-5	NE	0.5	U	0.5	U	0.5	U	0.5	U	0.5	U
1,1,2-Trichloro-1,2,2-trifluoroethane (Freon 113)	76-13-1	NE	1.0	U	1.0	U	1.0	U	1.0	U	1.0	U
1,1,2-Trichloroethane	79-00-5	5	1.0	U	1.0	U	1.0	U	1.0	U	1.0	U
1,1-Dichloroethane	75-34-3	70	1.0	U	1.0	U	1.0	U	1.0	U	1.0	U
1,1-Dichloroethylene	75-35-4	7	1.0	U	1.0	U	1.0	U	1.0	U	1.0	U
1,1-Dichloropropene	563-58-6	NE	2.0	U	2.0	U	2.0	U	2.0	U	2.0	U
1,2,3-Trichlorobenzene	87-61-6	0.9	5.0	U	5.0	U	5.0	U	5.0	U	5.0	U
1,2,3-Trichloropropane	96-18-4	0.02	2.0	U	2.0	U	2.0	U	2.0	U	2.0	U
1,2,4-Trichlorobenzene	120-82-1	70	1.0	U	1.0	U	1.0	U	1.0	U	1.0	U
1,2,4-Trimethylbenzene	95-63-6	23	1.0	U	1.0	U	1.0	U	4.1	J	1.0	U
1,2-Dibromo-3-chloropropane (DBCP)	96-12-8	0.2	5.0	U	5.0	U	5.0	U	5.0	U	5.0	U
1,2-Dibromoethane (EDB)	106-93-4	0.05	0.5	U	0.5	U	0.5	U	0.5	U	0.5	U
1,2-Dichlorobenzene	95-50-1	600	1.0	U	1.0	U	1.0	U	1.0	U	1.0	U
1,2-Dichloroethane	107-06-2	5	1.0	U	1.0	U	1.0	U	1.0	U	1.0	U
1,2-Dichloropropane	78-87-5	5	1.0	U	1.0	U	1.0	U	1.0	U	1.0	U
1,3,5-Trichlorobenzene	108-70-3	NE	1.0	U	1.0	U	1.0	U	1.0	U	1.0	U
1,3,5-Trimethylbenzene	108-67-8	23	1.0	U	1.0	U	1.0	U	2.6	J	1.0	U
1,3-Dichlorobenzene	541-73-1	600	1.0	U	1.0	U	1.0	U	1.0	U	1.0	U
1,3-Dichloropropane	142-28-9	NE	0.5	U	0.5	U	0.5	U	0.5	U	0.5	U
1,4-Dichlorobenzene	106-46-7	75	1.0	U	1.00	U	1.0	U	1.0	U	1.0	U
1,4-Dioxane	123-91-1	0.3	50	U	50	U	50	U	50	U	50	U
2,2-Dichloropropane	594-20-7	NE	1.0	U	1.0	U	1.0	U	1.0	U	1.0	U
2-Butanone (MEK)	78-93-3	511	20	U	20	U	20	U	20	U	20	U
2-Chlorotoluene	95-49-8	100	1.0	U	1.0	U	1.0	U	1.0	U	1.0	U
2-Hexanone (MBK)	591-78-6	NE	10	U	10	U	10	U	10	U	10	U
4-Chlorotoluene	106-43-4	100	1.0	U	1.0	U	1.0	U	1.0	U	1.0	U
4-Methyl-2-pentanone (MIBK)	108-10-1	NE	10	U	10	U	10	U	10	U	10	U
Acetone	67-64-1	950	50	U	50	U	6.1	J	50	U	5.8	J
Acrylonitrile	107-13-1	NE	5.0	U	5.0	U	5.0	U	5.0	U	5.0	U
Benzene	71-43-2	5	1.0	U	1.0	U	1.0	U	1.0	U	1.0	U
Bromobenzene	108-86-1	NE	1.0	U	1.0	U	1.0	U	1.0	U	1.0	U
Bromochloromethane	74-97-5	8	1.0	U	1.0	U	1.0	U	1.0	U	1.0	U
Bromodichloromethane	75-27-4	NE	0.5	U	0.5	U	0.5	U	0.5	U	0.5	U
Bromofom	75-25-2	NE	1.0	U	1.0	U	1.0	U	1.0	U	1.0	U
Bromomethane	74-83-9	5	2.0	U	2.0	U	2.0	U	2.0	U	2.0	U
Carbon Disulfide	75-15-0	NE	5.0	U	5.0	U	5.0	U	5.0	U	5.0	U
Carbon Tetrachloride	56-23-5	5	5.0	U	5.0	U	5.0	U	5.0	U	5.0	U
Chlorobenzene	108-90-7	100	1.0	U	1.0	U	1.0	U	1.0	U	1.0	U
Chlorodibromomethane	124-48-1	NE	0.50	U	0.50	U	0.50	U	0.50	U	0.50	U
Chloroethane	75-00-3	NE	2.0	U	2.0	U	2.0	U	2.0	U	2.0	U
Chloroform	67-66-3	NE	2.0	U	2.0	U	2.0	U	2.0	U	2.0	U
Chloromethane	74-87-3	NE	2.0	U	2.0	U	2.0	U	2.0	U	2.0	U
cis-1,2-Dichloroethylene	156-59-2	70	1.0	U	1.0	U	1.0	U	1.0	U	1.0	U
cis-1,3-Dichloropropene	10061-01-5	NE	0.50	U	0.50	U	0.50	U	0.50	U	0.50	U
Dibromomethane	74-95-3	NE	1.0	U	1.0	U	1.0	U	1.0	U	1.0	U
Dichlorodifluoromethane (Freon 12)	75-71-8	NE	2.0	U	2.0	U	2.0	U	2.0	U	2.0	U
Diethyl Ether	60-29-7	NE	2.0	U	2.0	U	2.0	U	2.0	U	2.0	U
Diisopropyl Ether (DIPE)	108-20-3	NE	0.50	U	0.50	U	0.50	U	0.50	U	0.50	U
Ethylbenzene	100-41-4	700	1.0	U	1.0	U	1.0	U	1.1	J	1.0	U
Hexachlorobutadiene	87-68-3	NE	0.6	U	0.6	U	0.6	U	0.6	U	0.6	U
Isopropylbenzene (Cumene)	98-82-8	NE	1.0	U	1.0	U	1.0	U	1.0	U	0.30	J
m+p Xylene	108383/106423	NE	2.0	U	2.0	U	2.0	U	6.1	J	2.0	U
Methyl Acetate	79-20-9	NE	1.0	U	1.0	U	1.0	U	1.0	U	1.0	U
Methyl Cyclohexane	108-87-2	NE	1.0	U	1.0	U	1.0	U	8.2	J	1.0	U
Methyl tert-Butyl Ether (MTBE)	1634-04-4	11	1.0	U	1.0	U	1.0	U	1.0	U	1.0	U
Methylene Chloride	75-09-2	5	5.0	U	5.0	U	5.0	U	5.0	U	5.0	U
Napthalene	91-20-3	0.5	2.0	U	2.0	U	2.0	U	2.0	U	2.0	U
n-Butylbenzene	104-51-8	NE	1.0	U	1.0	U	1.0	U	0.99	J	1.0	U
n-Propylbenzene	103-65-1	NE	1.0	U	1.0	U	1.0	U	1.0	U	1.0	U
o-Xylene	95-47-6	10000	1.0	U	1.0	U	1.0	U	2.5	J	1.0	U
p-Isopropyltoluene (p-Cymene)	99-87-6	NE	1.0	U	1.0	U	1.0	U	1.0	U	1.0	U
sec-Butylbenzene	135-98-8	NE	1.0	U	1.0	U	1.0	U	0.39	J	1.0	U
Styrene	100-42-5	100	1.0	U	1.0	U	1.0	U	1.0	U	1.0	U
tert-Amyl Methyl Ether (TAME)	994-05-8	NE	0.5	U	0.5	U	0.5	U	0.5	U	0.5	U
tert-Butyl Alcohol (TBA)	75-65-0	NE	20	U	20	U	20	U	20	U	20	U
tert-Butyl Ethyl Ether (TBEE)	637-92-3	NE	0.5	U	0.5	U	0.5	U	0.5	U	0.5	U
tert-Butylbenzene	98-06-6	NE	1.0	U	1.0	U	1.0	U	1.0	U	1.0	U
Tetrachloroethylene	127-18-4	5	1.0	U	1.0	U	1.0	U	1.0	U	1.0	U
Tetrahydrofuran	109-99-9	NE	10	U	10	U	10	U	10	U	10	U
Toluene	108-88-3	1000	1.0	U	1.0	U	1.0	U	1.0	U	0.30	J
Total Trimethylbenzenes		23	2.0	U	2.0	U	2.0	U	6.7	J	2.0	U
Total Xylene	1330-20-7	10000	3.0	U	3.0	U	3.0	U	8.6	J	3.0	U
trans-1,2-Dichloroethylene	156-60-5	100	1.0	U	1.0	U	1.0	U	1.0	U	1.0	U
trans-1,3-Dichloropropene	10061-02-6	NE	0.50	U	0.50	U	0.50	U	0.50	U	0.50	U
trans-1,4-Dichloro-2-butene	110-57-6	NE	2.0	U	2.0	U	2.0	U	2.0	U	2.0	U
Trichloroethylene	79-01-6	5	1.0	U	1.0	U	1.0	U	1.0	U	1.0	U
Trichlorofluoromethane (Freon 11)	75-69-4	NE	2.0	U	2.0	U	2.0	U	2.0	U	2.0	U
Vinyl Chloride	75-01-4	2	2.0	U	2.0	U	2.0	U	2.0	U	2.0	U

Key:
 VGES - Vermont Groundwater Enforcement Standard, July 2019
 µg/L - micrograms per liter (parts per billion)
Bold results indicate detections of the analyte
 Shaded results indicate an exceedence of the enforcement standard(s)
 NE - screening level not established
 Q - laboratory result qualifier
 U - Analyte not detected; limit of quantitation listed
 J - Analyte was detected between the method detection limit and the quantitation limit. Value provided is estimated

Table C-6
Groundwater SEMI VOLATILE ORGANIC COMPOUNDS Sample Analytical Results

SampleID	VGES	MW-1	MW-1-FD	MW-2	MW-3
Sample Date	CAS#	4/10/2020	4/10/2020	4/10/2020	4/10/2020
	(µg/L)	Q	Q	Q	Q
1,2,4,5-Tetrachlorobenzene	95-94-3	NE	10 U	10 U	10 U
1,2,4-Trichlorobenzene	120-82-1	70	5.1 U	5.1 U	5.1 U
1,2-Dichlorobenzene	95-50-1	600	5.1 U	5.1 U	5.1 U
1,2-Diphenylhydrazine/Azobenzene	122-66-7	NE	10 U	10 U	10 U
1,3-Dichlorobenzene	541-73-1	600	5.1 U	5.1 U	5.1 U
1,4-Dichlorobenzene	106-46-7	75	5.1 U	5.1 U	5.1 U
1-Methylnaphthalene	90-12-0	NE	5.1 U	5.1 U	5.1 U
2,4,5-Trichlorophenol	95-95-4	NE	10 U	10 U	10 U
2,4,6-Trichlorophenol	88-06-2	NE	10 U	10 U	10 U
2,4-Dichlorophenol	120-83-2	NE	10 U	10 U	10 U
2,4-Dimethylphenol	105-67-9	NE	10 U	10 U	10 U
2,4-Dinitrophenol	51-28-5	NE	10 U	10 U	10 U
2,4-Dinitrotoluene	121-14-2	NE	10 U	10 U	10 U
2,6-Dinitrotoluene	606-20-2	NE	10 U	10 U	10 U
2-Chloronaphthalene	91-58-7	NE	10 U	10 U	10 U
2-Chlorophenol	95-57-8	NE	10 U	10 U	10 U
2-Methylnaphthalene (SIM)	91-57-6	NE	1 U	1 U	1 U
2-Methylphenol	95-48-7	NE	10 U	10 U	10 U
2-Nitroaniline	88-74-4	NE	10 U	10 U	10 U
2-Nitrophenol	88-75-5	NE	10 U	10 U	10 U
3,3-Dichlorobenzidine	91-94-1	NE	10 U	10 U	10 U
3/4-Methylphenol	108-39-4/106-4	NE	10 U	10 U	10 U
3-Nitroaniline	99-09-2	NE	10 U	10 U	10 U
4,6-Dinitro-2-methylphenol	534-52-1	NE	10 U	10 U	10 U
4-Bromophenylphenylether	101-55-3	NE	10 U	10 U	10 U
4-Chloro-3-methylphenol	59-50-7	NE	10 U	10 U	10 U
4-Chloroaniline	106-47-8	NE	10 U	10 U	10 U
4-Chlorophenylphenylether	7005-72-3	NE	10 U	10 U	10 U
4-Nitroaniline	100-01-6	NE	10 U	10 U	10 U
4-Nitrophenol	100-02-7	NE	10 U	10 U	10 U
Acenaphthene (SIM)	83-32-9	NE	0.31 U	0.30 U	0.31 U
Acenaphthylene (SIM)	208-96-8	NE	0.20 U	0.20 U	0.21 U
Acetophenone	98-86-2	NE	10 U	10 U	10 U
Aniline	62-53-3	NE	5.1 U	5.1 U	5.1 U
Anthracene (SIM)	120-12-7	343	0.20 U	0.20 U	0.21 U
B(a)P-TEQ	50-32-8	0.2	0.111 U	0.111 U	0.114 U
Benzidine	92-87-5	NE	20 U	20 U	21 U
Benzo(a)anthracene (SIM)	56-55-3	NE	0.051 U	0.051 U	0.023 J
Benzo(a)pyrene (SIM)	50-32-8	0.2	0.10 U	0.10 U	0.036 J
Benzo(b)fluoranthene (SIM)	205-99-2	NE	0.051 U	0.051 U	0.057 J
Benzo(g,h,i)perylene (SIM)	191-24-2	NE	0.51 U	0.51 U	0.044 J
Benzo(k)fluoranthene (SIM)	207-08-9	NE	0.20 U	0.20 U	0.021 J
Benzoic Acid	65-85-0	NE	10 U	10 U	10 U
Bis(2-chloroethoxy)methane	111-91-1	NE	10 U	10 U	10 U
Bis(2-chloroethyl)ether	111-44-4	NE	10 U	10 U	10 U
Bis(2-chloroisopropyl)ether	108-60-1	46	10 U	10 U	10 U
Bis(2-Ethylhexyl)phthalate	117-81-7	6	10 U	10 U	10 U
Butylbenzylphthalate	85-68-7	NE	10 U	10 U	10 U
Carbazole	86-74-8	NE	10 U	10 U	10 U
Chrysene (SIM)	218-01-9	NE	0.20 U	0.20 U	0.027 J
Dibenz(a,h)anthracene (SIM)	53-70-3	NE	0.10 U	0.10 U	0.10 U
Dibenzofuran	132-64-9	NE	5.1 U	5.1 U	5.1 U
Diethylphthalate	84-66-2	NE	10 U	10 U	10 U
Dimethylphthalate	131-11-3	NE	10 U	10 U	10 U
Di-n-butylphthalate	84-74-2	NE	10 U	10 U	0.48 J
Di-n-octylphthalate	117-84-0	NE	10 U	10 U	10 U
Fluoranthene (SIM)	206-44-0	46	0.51 U	0.51 U	0.040 J
Fluorene (SIM)	86-73-7	46	1.0 U	1.0 U	1.0 U
Hexachlorobenzene	118-74-1	1	10 U	10 U	10 U
Hexachlorobutadiene	87-68-3	NE	10 U	10 U	10 U
Hexachlorocyclopentadiene	77-47-4	NE	10 U	10 U	10 U
Hexachloroethane	67-72-1	NE	10 U	10 U	10 U
Indeno(1,2,3-cd)pyrene (SIM)	193-39-5	NE	0.10 U	0.10 U	0.048 J
Isophorone	78-59-1	NE	10 U	10 U	10 U
Naphthalene (SIM)	91-20-3	0.5	1.0 U	1.0 U	1.0 U
Nitrobenzene	98-95-3	NE	10 U	10 U	10 U
N-Nitrosodimethylamine	62-75-9	NE	10 U	10 U	10 U
N-Nitrosodi-n-propylamine	621-64-7	NE	10 U	10 U	10 U
N-Nitrosodiphenylamine/Diphenylamine	86-30-6	NE	10 U	10 U	10 U
Pentachloronitrobenzene	82-68-8	NE	10 U	10 U	10 U
Pentachlorophenol	87-86-5	1	10 U	10 U	10 U
Phenanthrene (SIM)	85-01-8	NE	0.051 U	0.051 U	0.051 U
Phenol	108-95-2	NE	10 U	10 U	10 U
Pyrene (SIM)	129-00-0	NE	1.0 U	1.0 U	0.037 J
Pyridine	110-86-1	NE	5.1 U	5.1 U	5.1 U

Key:
 VGES - Vermont Groundwater Enforcement Standard, July 2019
 µg/L - micrograms per liter (parts per billion)
Bold results indicate detections of the analyte
 Shaded results indicate an exceedence of the enforcement standard(s)
 NE - screening level not established
 Q - laboratory result qualifier
 U - Analyte not detected; limit of quantitation listed
 J - Analyte was detected between the method detection limit and the quantitation limit. Value provided is estimated

Table C-7
Groundwater METALS Sample Analytical Results

Sample ID Sample Date	VGES (µg/L)	MW-1	MW-1-FD	MW-2	MW-3
		4/10/2020	4/10/2020	4/10/2020	4/10/2020
Antimony	7440-36-0	NE	1.0 U	1.0 U	1.0 U
Arsenic	7440-38-2	10	0.80 U	0.80 U	2.0
Barium	7440-39-3	2000	34	34	65
Beryllium	7440-41-7	4	0.40 U	0.40 U	0.40 U
Cadmium	7440-43-9	5	0.20 U	0.20 U	0.20 U
Chromium	7440-47-3	100	1.6	1.6	5.7
Copper	7440-50-8	1300	8.3	8.4	27
Lead	7439-92-1	15	0.50 U	0.50 U	8.8
Nickel	7440-02-0	100	17	17	52
Selenium	7782-49-2	50	5.0 U	5.0 U	5.0 U
Silver	7440-22-4	NE	0.20 U	0.20 U	0.20 U
Thallium	7440-28-0	2	0.20 U	0.20 U	0.20 U
Zinc	7440-66-6	NE	10 U	10 U	12
Mercury	7439-97-6	2	0.10 U	0.10 U	0.10 U

Key:
 VGES - Vermont Groundwater Enforcement Standard, July 2019
 µg/L - micrograms per liter (parts per billion)
Bold results indicate detections of the analyte
 Shaded results indicate an exceedence of the enforcement standard(s)
 NE - screening level not established
 Q - laboratory result qualifier
 U - Analyte not detected; limit of quantitation listed

Appendix D: Laboratory Reports

April 29, 2020

Katrina Mattice
Stone Environmental
535 Stone Cutters Ways
Montpelier, VT 05602

Project Location: 5525 VT Route 100
Client Job Number:
Project Number: 19-104
Laboratory Work Order Number: 20D0207

Enclosed are results of analyses for samples received by the laboratory on April 4, 2020. If you have any questions concerning this report, please feel free to contact me.

Sincerely,

A handwritten signature in black ink, appearing to read "Kaitlyn", written in a cursive style.

Kaitlyn A. Feliciano
Project Manager

Table of Contents

Sample Summary	4
Case Narrative	5
Sample Results	9
20D0207-01	9
20D0207-02	16
20D0207-03	23
20D0207-04	30
20D0207-05	37
20D0207-06	44
20D0207-07	51
Sample Preparation Information	53
QC Data	55
Volatile Organic Compounds by GC/MS	55
B255705	55
B255711	59
B255725	64
Semivolatile Organic Compounds by GC/MS	70
B256015	70
B256107	77
Petroleum Hydrocarbons Analyses	80
B255970	80
Metals Analyses (Total)	81
B255714	81
B255893	81
Conventional Chemistry Parameters by EPA/APHA/SW-846 Methods (Total)	83

Table of Contents (continued)

B256211	83
Flag/Qualifier Summary	84
Certifications	85
Chain of Custody/Sample Receipt	93

39 Spruce Street * East Longmeadow, MA 01028 * FAX 413/525-6405 * TEL. 413/525-2332

Stone Environmental
 535 Stone Cutters Ways
 Montpelier, VT 05602
 ATTN: Katrina Mattice

REPORT DATE: 4/29/2020

PURCHASE ORDER NUMBER:

PROJECT NUMBER: 19-104

ANALYTICAL SUMMARY

WORK ORDER NUMBER: 20D0207

The results of analyses performed on the following samples submitted to the CON-TEST Analytical Laboratory are found in this report.

PROJECT LOCATION: 5525 VT Route 100

FIELD SAMPLE #	LAB ID:	MATRIX	SAMPLE DESCRIPTION	TEST	SUB LAB
SB-1-9.0	20D0207-01	Soil		SM 2540G SW-846 6010D SW-846 7471B SW-846 8015C SW-846 8260C-D SW-846 8270D-E	
SB-1-9.0-FD	20D0207-02	Soil		SM 2540G SW-846 6010D SW-846 7471B SW-846 8015C SW-846 8260C-D SW-846 8270D-E	
SB-5-9.0	20D0207-03	Soil		SM 2540G SW-846 6010D SW-846 7471B SW-846 8015C SW-846 8260C-D SW-846 8270D-E	
SB-2-12.0	20D0207-04	Soil		SM 2540G SW-846 6010D SW-846 7471B SW-846 8015C SW-846 8260C-D SW-846 8270D-E	
SB-4-12.0	20D0207-05	Soil		SM 2540G SW-846 6010D SW-846 7471B SW-846 8015C SW-846 8260C-D SW-846 8270D-E	
SB-8-10	20D0207-06	Soil		SM 2540G SW-846 6010D SW-846 7471B SW-846 8015C SW-846 8260C-D SW-846 8270D-E	
Trip Blank	20D0207-07	Trip Blank Water		SW-846 8270D-E SW-846 8260C-D	

CASE NARRATIVE SUMMARY

All reported results are within defined laboratory quality control objectives unless listed below or otherwise qualified in this report.

REVISED REPORT 04-29-20: The 8260 results for samples 20D0207-04 and 05 have been reported to the MDL. The metals results on all samples have been reported to the MDL.

39 Spruce Street * East Longmeadow, MA 01028 * FAX 413/525-6405 * TEL. 413/525-2332

SW-846 6010D**Qualifications:****B-07**

Data is not affected by elevated level in laboratory blank since sample result is >10x level found in the blank.

Analyte & Samples(s) Qualified:**Zinc**

20D0207-01[SB-1-9.0], 20D0207-02[SB-1-9.0-FD], 20D0207-03[SB-5-9.0], 20D0207-04[SB-2-12.0], 20D0207-05[SB-4-12.0], 20D0207-06[SB-8-10], B255893-BLK1

MS-07

Matrix spike recovery is outside of control limits. Analysis is in control based on laboratory fortified blank recovery. Possibility of sample matrix effects that lead to low bias for reported result or non-homogeneous sample aliquot cannot be eliminated.

Analyte & Samples(s) Qualified:**Antimony**

20D0207-06[SB-8-10], B255893-MS1

SW-846 8015C**Qualifications:****Z-01**

Sample chromatogram shows the presence of both gasoline and diesel range organics. Chromatogram does not match any reference standard exactly.

Analyte & Samples(s) Qualified:**TPH (C9-C36)**

20D0207-04[SB-2-12.0], 20D0207-05[SB-4-12.0]

Z-01a

Sample contamination is in the C9-C36 range. Sample chromatogram does not match any reference standard.

Analyte & Samples(s) Qualified:**TPH (C9-C36)**

20D0207-01[SB-1-9.0], 20D0207-02[SB-1-9.0-FD], 20D0207-03[SB-5-9.0], 20D0207-06[SB-8-10]

SW-846 8260C-D**Qualifications:****L-07**

Either laboratory fortified blank/laboratory control sample or duplicate recovery is outside of control limits, but the other is within limits. RPD between the two LFB/LCS results is within method specified criteria.

Analyte & Samples(s) Qualified:**trans-1,4-Dichloro-2-butene**

B255725-BS1

L-07A

Either laboratory fortified blank/laboratory control sample or duplicate recovery is outside of control limits, but the other is within limits. RPD outside of control limits. Reduced precision anticipated for any reported result for this compound.

Analyte & Samples(s) Qualified:**tert-Butyl Alcohol (TBA)**

B255711-BS1

R-05

Laboratory fortified blank duplicate RPD is outside of control limits. Reduced precision is anticipated for any reported value for this compound.

Analyte & Samples(s) Qualified:**tert-Butyl Alcohol (TBA)**

20D0207-04[SB-2-12.0], 20D0207-05[SB-4-12.0], B255711-BLK1, B255711-BS1, B255711-BSD1, S047394-CCV1

RL-11

Elevated reporting limit due to high concentration of target compounds.

Analyte & Samples(s) Qualified:

20D0207-05[SB-4-12.0]

V-05

Continuing calibration verification (CCV) did not meet method specifications and was biased on the low side for this compound.

Analyte & Samples(s) Qualified:**2,2-Dichloropropane**

20D0207-01[SB-1-9.0], 20D0207-02[SB-1-9.0-FD], 20D0207-03[SB-5-9.0], 20D0207-06[SB-8-10], B255725-BLK1, B255725-BS1, B255725-BSD1, S047345-CCV1

Bromomethane

20D0207-07[Trip Blank], B255705-BLK1, B255705-BS1, B255705-BSD1, S047373-CCV1

Dichlorodifluoromethane (Freon 12)

20D0207-01[SB-1-9.0], 20D0207-02[SB-1-9.0-FD], 20D0207-03[SB-5-9.0], 20D0207-06[SB-8-10], B255725-BLK1, B255725-BS1, B255725-BSD1, S047345-CCV1

Methylene Chloride

20D0207-07[Trip Blank], B255705-BLK1, B255705-BS1, B255705-BSD1, S047373-CCV1

trans-1,4-Dichloro-2-butene

20D0207-01[SB-1-9.0], 20D0207-02[SB-1-9.0-FD], 20D0207-03[SB-5-9.0], 20D0207-06[SB-8-10], B255725-BLK1, B255725-BS1, B255725-BSD1, S047345-CCV1

V-06

Continuing calibration verification (CCV) did not meet method specifications and was biased on the high side for this compound.

Analyte & Samples(s) Qualified:**Chloromethane**

20D0207-04[SB-2-12.0], B255711-BS1, B255711-BSD1, S047394-CCV1

V-20

Continuing calibration verification (CCV) did not meet method specifications and was biased on the high side. Data validation is not affected since sample result was "not detected" for this compound.

Analyte & Samples(s) Qualified:**Bromochloromethane**

B255711-BS1, B255711-BSD1, S047394-CCV1

Bromomethane

B255711-BS1, B255711-BSD1, S047394-CCV1

Methyl Acetate

B255711-BS1, B255711-BSD1, S047394-CCV1

V-34

Initial calibration verification (ICV) did not meet method specifications and was biased on the low side for this compound. Reported result is estimated.

Analyte & Samples(s) Qualified:**Bromomethane**

20D0207-01[SB-1-9.0], 20D0207-02[SB-1-9.0-FD], 20D0207-03[SB-5-9.0], 20D0207-06[SB-8-10], B255725-BLK1, B255725-BS1, B255725-BSD1, S047345-CCV1

SW-846 8270D-E

Qualifications:**L-02**

Laboratory fortified blank/laboratory control sample recovery and duplicate recoveries outside of control limits. Data validation is not affected since all results are "not detected" for associated samples in this batch and bias is on the high side.

Analyte & Samples(s) Qualified:**Benzidine**

B256015-BS1, B256015-BSD1

MS-09

Matrix spike recovery and/or matrix spike duplicate recovery outside of control limits. Possibility of sample matrix effects that lead to a low bias for reported result or non-homogeneous sample aliquots cannot be eliminated.

Analyte & Samples(s) Qualified:**Benzidine**

20D0207-02[SB-1-9.0-FD], B256015-MS1, B256015-MSD1

RL-12

Elevated reporting limit due to matrix interference.

Analyte & Samples(s) Qualified:

20D0207-04[SB-2-12.0], 20D0207-05[SB-4-12.0]

V-04

Initial calibration did not meet method specifications. Compound was calibrated using a response factor where %RSD is outside of method specified criteria. Reported result is estimated.

Analyte & Samples(s) Qualified:**Benzidine**

20D0207-01[SB-1-9.0], 20D0207-02[SB-1-9.0-FD], 20D0207-03[SB-5-9.0], 20D0207-04[SB-2-12.0], 20D0207-05[SB-4-12.0], 20D0207-06[SB-8-10], B256015-BLK1, B256015-BS1, B256015-BSD1, B256015-MS1, B256015-MSD1, S047543-CCV1

V-05

Continuing calibration verification (CCV) did not meet method specifications and was biased on the low side for this compound.

Analyte & Samples(s) Qualified:**Benzidine**

20D0207-01[SB-1-9.0], 20D0207-02[SB-1-9.0-FD], 20D0207-03[SB-5-9.0], 20D0207-04[SB-2-12.0], 20D0207-05[SB-4-12.0], 20D0207-06[SB-8-10], B256015-BLK1, B256015-BS1, B256015-BSD1, B256015-MS1, B256015-MSD1, S047543-CCV1

V-34

Initial calibration verification (ICV) did not meet method specifications and was biased on the low side for this compound. Reported result is estimated.

Analyte & Samples(s) Qualified:**4-Chloroaniline**

20D0207-01[SB-1-9.0], 20D0207-02[SB-1-9.0-FD], 20D0207-03[SB-5-9.0], 20D0207-04[SB-2-12.0], 20D0207-05[SB-4-12.0], 20D0207-06[SB-8-10], B256015-BLK1, B256015-BS1, B256015-BSD1, B256015-MS1, B256015-MSD1, S047543-CCV1

V-35

Initial calibration verification (ICV) did not meet method specifications and was biased on the high side for this compound. Reported result is estimated.

Analyte & Samples(s) Qualified:**Benzidine**

20D0207-01[SB-1-9.0], 20D0207-02[SB-1-9.0-FD], 20D0207-03[SB-5-9.0], 20D0207-04[SB-2-12.0], 20D0207-05[SB-4-12.0], 20D0207-06[SB-8-10], B256015-BLK1, B256015-BS1, B256015-BSD1, B256015-MS1, B256015-MSD1, S047543-CCV1

The results of analyses reported only relate to samples submitted to the Con-Test Analytical Laboratory for testing.

I certify that the analyses listed above, unless specifically listed as subcontracted, if any, were performed under my direction according to the approved methodologies listed in this document, and that based upon my inquiry of those individuals immediately responsible for obtaining the information, the material contained in this report is, to the best of my knowledge and belief, accurate and complete.



Lisa A. Worthington
Technical Representative

39 Spruce Street * East Longmeadow, MA 01028 * FAX 413/525-6405 * TEL. 413/525-2332

Project Location: 5525 VT Route 100

Sample Description:

Work Order: 20D0207

Date Received: 4/4/2020

Field Sample #: SB-1-9.0

Sampled: 4/2/2020 12:10

Sample ID: 20D0207-01

Sample Matrix: Soil

Volatile Organic Compounds by GC/MS

Analyte	Results	RL	DL	Units	Dilution	Flag/Qual	Method	Date Prepared	Date/Time Analyzed	Analyst
Acetone	0.020	0.077	0.0065	mg/Kg dry	1	J	SW-846 8260C-D	4/6/20	4/6/20 10:32	MFF
Acrylonitrile	ND	0.0046	0.00077	mg/Kg dry	1		SW-846 8260C-D	4/6/20	4/6/20 10:32	MFF
tert-Amyl Methyl Ether (TAME)	ND	0.00077	0.00023	mg/Kg dry	1		SW-846 8260C-D	4/6/20	4/6/20 10:32	MFF
Benzene	ND	0.0015	0.00046	mg/Kg dry	1		SW-846 8260C-D	4/6/20	4/6/20 10:32	MFF
Bromobenzene	ND	0.0015	0.00031	mg/Kg dry	1		SW-846 8260C-D	4/6/20	4/6/20 10:32	MFF
Bromochloromethane	ND	0.0015	0.00062	mg/Kg dry	1		SW-846 8260C-D	4/6/20	4/6/20 10:32	MFF
Bromodichloromethane	ND	0.0015	0.00038	mg/Kg dry	1		SW-846 8260C-D	4/6/20	4/6/20 10:32	MFF
Bromoform	ND	0.0015	0.00054	mg/Kg dry	1		SW-846 8260C-D	4/6/20	4/6/20 10:32	MFF
Bromomethane	ND	0.0077	0.00085	mg/Kg dry	1	V-34	SW-846 8260C-D	4/6/20	4/6/20 10:32	MFF
2-Butanone (MEK)	ND	0.031	0.0042	mg/Kg dry	1		SW-846 8260C-D	4/6/20	4/6/20 10:32	MFF
tert-Butyl Alcohol (TBA)	ND	0.031	0.0035	mg/Kg dry	1		SW-846 8260C-D	4/6/20	4/6/20 10:32	MFF
n-Butylbenzene	ND	0.0015	0.00038	mg/Kg dry	1		SW-846 8260C-D	4/6/20	4/6/20 10:32	MFF
sec-Butylbenzene	ND	0.0015	0.00062	mg/Kg dry	1		SW-846 8260C-D	4/6/20	4/6/20 10:32	MFF
tert-Butylbenzene	ND	0.0015	0.00046	mg/Kg dry	1		SW-846 8260C-D	4/6/20	4/6/20 10:32	MFF
tert-Butyl Ethyl Ether (TBEE)	ND	0.00077	0.00015	mg/Kg dry	1		SW-846 8260C-D	4/6/20	4/6/20 10:32	MFF
Carbon Disulfide	ND	0.0046	0.0042	mg/Kg dry	1		SW-846 8260C-D	4/6/20	4/6/20 10:32	MFF
Carbon Tetrachloride	ND	0.0015	0.00054	mg/Kg dry	1		SW-846 8260C-D	4/6/20	4/6/20 10:32	MFF
Chlorobenzene	ND	0.0015	0.00038	mg/Kg dry	1		SW-846 8260C-D	4/6/20	4/6/20 10:32	MFF
Chlorodibromomethane	ND	0.00077	0.00031	mg/Kg dry	1		SW-846 8260C-D	4/6/20	4/6/20 10:32	MFF
Chloroethane	ND	0.015	0.00062	mg/Kg dry	1		SW-846 8260C-D	4/6/20	4/6/20 10:32	MFF
Chloroform	ND	0.0031	0.00038	mg/Kg dry	1		SW-846 8260C-D	4/6/20	4/6/20 10:32	MFF
Chloromethane	ND	0.0077	0.00054	mg/Kg dry	1		SW-846 8260C-D	4/6/20	4/6/20 10:32	MFF
2-Chlorotoluene	ND	0.0015	0.00023	mg/Kg dry	1		SW-846 8260C-D	4/6/20	4/6/20 10:32	MFF
4-Chlorotoluene	ND	0.0015	0.00031	mg/Kg dry	1		SW-846 8260C-D	4/6/20	4/6/20 10:32	MFF
1,2-Dibromo-3-chloropropane (DBCP)	ND	0.0015	0.00077	mg/Kg dry	1		SW-846 8260C-D	4/6/20	4/6/20 10:32	MFF
1,2-Dibromoethane (EDB)	ND	0.00077	0.00054	mg/Kg dry	1		SW-846 8260C-D	4/6/20	4/6/20 10:32	MFF
Dibromomethane	ND	0.0015	0.00062	mg/Kg dry	1		SW-846 8260C-D	4/6/20	4/6/20 10:32	MFF
1,2-Dichlorobenzene	ND	0.0015	0.00031	mg/Kg dry	1		SW-846 8260C-D	4/6/20	4/6/20 10:32	MFF
1,3-Dichlorobenzene	ND	0.0015	0.00031	mg/Kg dry	1		SW-846 8260C-D	4/6/20	4/6/20 10:32	MFF
1,4-Dichlorobenzene	ND	0.0015	0.00062	mg/Kg dry	1		SW-846 8260C-D	4/6/20	4/6/20 10:32	MFF
trans-1,4-Dichloro-2-butene	ND	0.0031	0.00046	mg/Kg dry	1	V-05	SW-846 8260C-D	4/6/20	4/6/20 10:32	MFF
Dichlorodifluoromethane (Freon 12)	ND	0.015	0.00085	mg/Kg dry	1	V-05	SW-846 8260C-D	4/6/20	4/6/20 10:32	MFF
1,1-Dichloroethane	ND	0.0015	0.00031	mg/Kg dry	1		SW-846 8260C-D	4/6/20	4/6/20 10:32	MFF
1,2-Dichloroethane	ND	0.0015	0.00038	mg/Kg dry	1		SW-846 8260C-D	4/6/20	4/6/20 10:32	MFF
1,1-Dichloroethylene	ND	0.0031	0.00054	mg/Kg dry	1		SW-846 8260C-D	4/6/20	4/6/20 10:32	MFF
cis-1,2-Dichloroethylene	ND	0.0015	0.00054	mg/Kg dry	1		SW-846 8260C-D	4/6/20	4/6/20 10:32	MFF
trans-1,2-Dichloroethylene	ND	0.0015	0.00046	mg/Kg dry	1		SW-846 8260C-D	4/6/20	4/6/20 10:32	MFF
1,2-Dichloropropane	ND	0.0015	0.00062	mg/Kg dry	1		SW-846 8260C-D	4/6/20	4/6/20 10:32	MFF
1,3-Dichloropropane	ND	0.00077	0.00038	mg/Kg dry	1		SW-846 8260C-D	4/6/20	4/6/20 10:32	MFF
2,2-Dichloropropane	ND	0.0015	0.00062	mg/Kg dry	1	V-05	SW-846 8260C-D	4/6/20	4/6/20 10:32	MFF
1,1-Dichloropropene	ND	0.0015	0.00062	mg/Kg dry	1		SW-846 8260C-D	4/6/20	4/6/20 10:32	MFF
cis-1,3-Dichloropropene	ND	0.00077	0.00031	mg/Kg dry	1		SW-846 8260C-D	4/6/20	4/6/20 10:32	MFF
trans-1,3-Dichloropropene	ND	0.00077	0.00031	mg/Kg dry	1		SW-846 8260C-D	4/6/20	4/6/20 10:32	MFF
Diethyl Ether	ND	0.015	0.00054	mg/Kg dry	1		SW-846 8260C-D	4/6/20	4/6/20 10:32	MFF

39 Spruce Street * East Longmeadow, MA 01028 * FAX 413/525-6405 * TEL. 413/525-2332

Project Location: 5525 VT Route 100

Sample Description:

Work Order: 20D0207

Date Received: 4/4/2020

Field Sample #: SB-1-9.0

Sampled: 4/2/2020 12:10

Sample ID: 20D0207-01

Sample Matrix: Soil

Volatile Organic Compounds by GC/MS

Analyte	Results	RL	DL	Units	Dilution	Flag/Qual	Method	Date Prepared	Date/Time Analyzed	Analyst
Diisopropyl Ether (DIPE)	ND	0.00077	0.00015	mg/Kg dry	1		SW-846 8260C-D	4/6/20	4/6/20 10:32	MFF
1,4-Dioxane	ND	0.077	0.0041	mg/Kg dry	1		SW-846 8260C-D	4/6/20	4/6/20 10:32	MFF
Ethylbenzene	ND	0.0015	0.00046	mg/Kg dry	1		SW-846 8260C-D	4/6/20	4/6/20 10:32	MFF
Hexachlorobutadiene	ND	0.0015	0.00054	mg/Kg dry	1		SW-846 8260C-D	4/6/20	4/6/20 10:32	MFF
2-Hexanone (MBK)	ND	0.015	0.0015	mg/Kg dry	1		SW-846 8260C-D	4/6/20	4/6/20 10:32	MFF
Isopropylbenzene (Cumene)	ND	0.0015	0.00046	mg/Kg dry	1		SW-846 8260C-D	4/6/20	4/6/20 10:32	MFF
p-Isopropyltoluene (p-Cymene)	ND	0.0015	0.00038	mg/Kg dry	1		SW-846 8260C-D	4/6/20	4/6/20 10:32	MFF
Methyl Acetate	ND	0.0015	0.00054	mg/Kg dry	1		SW-846 8260C-D	4/6/20	4/6/20 10:32	MFF
Methyl tert-Butyl Ether (MTBE)	ND	0.0031	0.00023	mg/Kg dry	1		SW-846 8260C-D	4/6/20	4/6/20 10:32	MFF
Methyl Cyclohexane	ND	0.0015	0.00054	mg/Kg dry	1		SW-846 8260C-D	4/6/20	4/6/20 10:32	MFF
Methylene Chloride	ND	0.015	0.00077	mg/Kg dry	1		SW-846 8260C-D	4/6/20	4/6/20 10:32	MFF
4-Methyl-2-pentanone (MIBK)	ND	0.015	0.0019	mg/Kg dry	1		SW-846 8260C-D	4/6/20	4/6/20 10:32	MFF
Naphthalene	ND	0.0031	0.00031	mg/Kg dry	1		SW-846 8260C-D	4/6/20	4/6/20 10:32	MFF
n-Propylbenzene	ND	0.0015	0.00046	mg/Kg dry	1		SW-846 8260C-D	4/6/20	4/6/20 10:32	MFF
Styrene	ND	0.0015	0.00031	mg/Kg dry	1		SW-846 8260C-D	4/6/20	4/6/20 10:32	MFF
1,1,1,2-Tetrachloroethane	ND	0.0015	0.00077	mg/Kg dry	1		SW-846 8260C-D	4/6/20	4/6/20 10:32	MFF
1,1,2,2-Tetrachloroethane	ND	0.00077	0.00031	mg/Kg dry	1		SW-846 8260C-D	4/6/20	4/6/20 10:32	MFF
Tetrachloroethylene	ND	0.0015	0.00092	mg/Kg dry	1		SW-846 8260C-D	4/6/20	4/6/20 10:32	MFF
Tetrahydrofuran	ND	0.0077	0.00085	mg/Kg dry	1		SW-846 8260C-D	4/6/20	4/6/20 10:32	MFF
Toluene	ND	0.0015	0.00046	mg/Kg dry	1		SW-846 8260C-D	4/6/20	4/6/20 10:32	MFF
1,2,3-Trichlorobenzene	ND	0.0015	0.00077	mg/Kg dry	1		SW-846 8260C-D	4/6/20	4/6/20 10:32	MFF
1,2,4-Trichlorobenzene	ND	0.0015	0.00031	mg/Kg dry	1		SW-846 8260C-D	4/6/20	4/6/20 10:32	MFF
1,3,5-Trichlorobenzene	ND	0.0015	0.00023	mg/Kg dry	1		SW-846 8260C-D	4/6/20	4/6/20 10:32	MFF
1,1,1-Trichloroethane	ND	0.0015	0.00038	mg/Kg dry	1		SW-846 8260C-D	4/6/20	4/6/20 10:32	MFF
1,1,2-Trichloroethane	ND	0.0015	0.00031	mg/Kg dry	1		SW-846 8260C-D	4/6/20	4/6/20 10:32	MFF
Trichloroethylene	ND	0.0015	0.00062	mg/Kg dry	1		SW-846 8260C-D	4/6/20	4/6/20 10:32	MFF
Trichlorofluoromethane (Freon 11)	ND	0.0077	0.00054	mg/Kg dry	1		SW-846 8260C-D	4/6/20	4/6/20 10:32	MFF
1,2,3-Trichloropropane	ND	0.0015	0.00062	mg/Kg dry	1		SW-846 8260C-D	4/6/20	4/6/20 10:32	MFF
1,1,2-Trichloro-1,2,2-trifluoroethane (Freon 113)	ND	0.0077	0.00062	mg/Kg dry	1		SW-846 8260C-D	4/6/20	4/6/20 10:32	MFF
1,2,4-Trimethylbenzene	ND	0.0015	0.00023	mg/Kg dry	1		SW-846 8260C-D	4/6/20	4/6/20 10:32	MFF
1,3,5-Trimethylbenzene	ND	0.0015	0.00038	mg/Kg dry	1		SW-846 8260C-D	4/6/20	4/6/20 10:32	MFF
Vinyl Chloride	ND	0.0077	0.00069	mg/Kg dry	1		SW-846 8260C-D	4/6/20	4/6/20 10:32	MFF
m+p Xylene	ND	0.0031	0.00077	mg/Kg dry	1		SW-846 8260C-D	4/6/20	4/6/20 10:32	MFF
o-Xylene	ND	0.0015	0.00046	mg/Kg dry	1		SW-846 8260C-D	4/6/20	4/6/20 10:32	MFF
Surrogates		% Recovery	Recovery Limits			Flag/Qual				
1,2-Dichloroethane-d4		101	70-130						4/6/20 10:32	
Toluene-d8		101	70-130						4/6/20 10:32	
4-Bromofluorobenzene		100	70-130						4/6/20 10:32	

39 Spruce Street * East Longmeadow, MA 01028 * FAX 413/525-6405 * TEL. 413/525-2332

Project Location: 5525 VT Route 100

Sample Description:

Work Order: 20D0207

Date Received: 4/4/2020

Field Sample #: SB-1-9.0

Sampled: 4/2/2020 12:10

Sample ID: 20D0207-01

Sample Matrix: Soil

Semivolatle Organic Compounds by GC/MS

Analyte	Results	RL	DL	Units	Dilution	Flag/Qual	Method	Date Prepared	Date/Time Analyzed	Analyst
Acenaphthene (SIM)	ND	0.0097		mg/Kg dry	1		SW-846 8270D-E	4/10/20	4/11/20 20:32	IMR
Acenaphthylene (SIM)	ND	0.0097		mg/Kg dry	1		SW-846 8270D-E	4/10/20	4/11/20 20:32	IMR
Acetophenone	ND	0.40	0.15	mg/Kg dry	1		SW-846 8270D-E	4/10/20	4/11/20 17:25	BGL
Aniline	ND	0.40	0.093	mg/Kg dry	1		SW-846 8270D-E	4/10/20	4/11/20 17:25	BGL
Anthracene (SIM)	ND	0.0078		mg/Kg dry	1		SW-846 8270D-E	4/10/20	4/11/20 20:32	IMR
Benzidine	ND	0.77	0.21	mg/Kg dry	1	V-04, V-05, V-35	SW-846 8270D-E	4/10/20	4/11/20 17:25	BGL
Benzo(a)anthracene (SIM)	ND	0.0019		mg/Kg dry	1		SW-846 8270D-E	4/10/20	4/11/20 20:32	IMR
Benzo(a)pyrene (SIM)	ND	0.0019		mg/Kg dry	1		SW-846 8270D-E	4/10/20	4/11/20 20:32	IMR
Benzo(b)fluoranthene (SIM)	ND	0.0019		mg/Kg dry	1		SW-846 8270D-E	4/10/20	4/11/20 20:32	IMR
Benzo(g,h,i)perylene (SIM)	ND	0.019		mg/Kg dry	1		SW-846 8270D-E	4/10/20	4/11/20 20:32	IMR
Benzo(k)fluoranthene (SIM)	ND	0.0078		mg/Kg dry	1		SW-846 8270D-E	4/10/20	4/11/20 20:32	IMR
Benzoic Acid	ND	1.2	0.69	mg/Kg dry	1		SW-846 8270D-E	4/10/20	4/11/20 17:25	BGL
Bis(2-chloroethoxy)methane	ND	0.40	0.16	mg/Kg dry	1		SW-846 8270D-E	4/10/20	4/11/20 17:25	BGL
Bis(2-chloroethyl)ether	ND	0.40	0.20	mg/Kg dry	1		SW-846 8270D-E	4/10/20	4/11/20 17:25	BGL
Bis(2-chloroisopropyl)ether	ND	0.40	0.27	mg/Kg dry	1		SW-846 8270D-E	4/10/20	4/11/20 17:25	BGL
Bis(2-Ethylhexyl)phthalate	ND	0.40	0.12	mg/Kg dry	1		SW-846 8270D-E	4/10/20	4/11/20 17:25	BGL
4-Bromophenylphenylether	ND	0.40	0.12	mg/Kg dry	1		SW-846 8270D-E	4/10/20	4/11/20 17:25	BGL
Butylbenzylphthalate	ND	0.40	0.14	mg/Kg dry	1		SW-846 8270D-E	4/10/20	4/11/20 17:25	BGL
Carbazole	ND	0.20	0.10	mg/Kg dry	1		SW-846 8270D-E	4/10/20	4/11/20 17:25	BGL
4-Chloroaniline	ND	0.77	0.16	mg/Kg dry	1	V-34	SW-846 8270D-E	4/10/20	4/11/20 17:25	BGL
4-Chloro-3-methylphenol	ND	0.77	0.16	mg/Kg dry	1		SW-846 8270D-E	4/10/20	4/11/20 17:25	BGL
2-Chloronaphthalene	ND	0.40	0.12	mg/Kg dry	1		SW-846 8270D-E	4/10/20	4/11/20 17:25	BGL
2-Chlorophenol	ND	0.40	0.14	mg/Kg dry	1		SW-846 8270D-E	4/10/20	4/11/20 17:25	BGL
4-Chlorophenylphenylether	ND	0.40	0.14	mg/Kg dry	1		SW-846 8270D-E	4/10/20	4/11/20 17:25	BGL
Chrysene (SIM)	ND	0.0078		mg/Kg dry	1		SW-846 8270D-E	4/10/20	4/11/20 20:32	IMR
Dibenz(a,h)anthracene (SIM)	ND	0.0019		mg/Kg dry	1		SW-846 8270D-E	4/10/20	4/11/20 20:32	IMR
Dibenzofuran	ND	0.40	0.14	mg/Kg dry	1		SW-846 8270D-E	4/10/20	4/11/20 17:25	BGL
Di-n-butylphthalate	ND	0.40	0.12	mg/Kg dry	1		SW-846 8270D-E	4/10/20	4/11/20 17:25	BGL
1,2-Dichlorobenzene	ND	0.40	0.12	mg/Kg dry	1		SW-846 8270D-E	4/10/20	4/11/20 17:25	BGL
1,3-Dichlorobenzene	ND	0.40	0.12	mg/Kg dry	1		SW-846 8270D-E	4/10/20	4/11/20 17:25	BGL
1,4-Dichlorobenzene	ND	0.40	0.10	mg/Kg dry	1		SW-846 8270D-E	4/10/20	4/11/20 17:25	BGL
3,3-Dichlorobenzidine	ND	0.20	0.15	mg/Kg dry	1		SW-846 8270D-E	4/10/20	4/11/20 17:25	BGL
2,4-Dichlorophenol	ND	0.40	0.12	mg/Kg dry	1		SW-846 8270D-E	4/10/20	4/11/20 17:25	BGL
Diethylphthalate	ND	0.40	0.16	mg/Kg dry	1		SW-846 8270D-E	4/10/20	4/11/20 17:25	BGL
2,4-Dimethylphenol	ND	0.40	0.14	mg/Kg dry	1		SW-846 8270D-E	4/10/20	4/11/20 17:25	BGL
Dimethylphthalate	ND	0.40	0.15	mg/Kg dry	1		SW-846 8270D-E	4/10/20	4/11/20 17:25	BGL
4,6-Dinitro-2-methylphenol	ND	0.40	0.35	mg/Kg dry	1		SW-846 8270D-E	4/10/20	4/11/20 17:25	BGL
2,4-Dinitrophenol	ND	0.77	0.54	mg/Kg dry	1		SW-846 8270D-E	4/10/20	4/11/20 17:25	BGL
2,4-Dinitrotoluene	ND	0.40	0.19	mg/Kg dry	1		SW-846 8270D-E	4/10/20	4/11/20 17:25	BGL
2,6-Dinitrotoluene	ND	0.40	0.19	mg/Kg dry	1		SW-846 8270D-E	4/10/20	4/11/20 17:25	BGL
Di-n-octylphthalate	ND	0.40	0.17	mg/Kg dry	1		SW-846 8270D-E	4/10/20	4/11/20 17:25	BGL
1,2-Diphenylhydrazine/Azobenzene	ND	0.40	0.12	mg/Kg dry	1		SW-846 8270D-E	4/10/20	4/11/20 17:25	BGL
Fluoranthene (SIM)	ND	0.019		mg/Kg dry	1		SW-846 8270D-E	4/10/20	4/11/20 20:32	IMR
Fluorene (SIM)	ND	0.039		mg/Kg dry	1		SW-846 8270D-E	4/10/20	4/11/20 20:32	IMR

39 Spruce Street * East Longmeadow, MA 01028 * FAX 413/525-6405 * TEL. 413/525-2332

Project Location: 5525 VT Route 100

Sample Description:

Work Order: 20D0207

Date Received: 4/4/2020

Field Sample #: SB-1-9.0

Sampled: 4/2/2020 12:10

Sample ID: 20D0207-01

Sample Matrix: Soil

Semivolatile Organic Compounds by GC/MS

Analyte	Results	RL	DL	Units	Dilution	Flag/Qual	Method	Date Prepared	Date/Time Analyzed	Analyst
Hexachlorobenzene	ND	0.40	0.10	mg/Kg dry	1		SW-846 8270D-E	4/10/20	4/11/20 17:25	BGL
Hexachlorobutadiene	ND	0.40	0.15	mg/Kg dry	1		SW-846 8270D-E	4/10/20	4/11/20 17:25	BGL
Hexachlorocyclopentadiene	ND	0.40	0.33	mg/Kg dry	1		SW-846 8270D-E	4/10/20	4/11/20 17:25	BGL
Hexachloroethane	ND	0.40	0.13	mg/Kg dry	1		SW-846 8270D-E	4/10/20	4/11/20 17:25	BGL
Indeno(1,2,3-cd)pyrene (SIM)	ND	0.0078		mg/Kg dry	1		SW-846 8270D-E	4/10/20	4/11/20 20:32	IMR
Isophorone	ND	0.40	0.14	mg/Kg dry	1		SW-846 8270D-E	4/10/20	4/11/20 17:25	BGL
1-Methylnaphthalene	ND	0.20	0.10	mg/Kg dry	1		SW-846 8270D-E	4/10/20	4/11/20 17:25	BGL
2-Methylnaphthalene (SIM)	ND	0.039		mg/Kg dry	1		SW-846 8270D-E	4/10/20	4/11/20 20:32	IMR
2-Methylphenol	ND	0.40	0.15	mg/Kg dry	1		SW-846 8270D-E	4/10/20	4/11/20 17:25	BGL
3/4-Methylphenol	ND	0.40	0.14	mg/Kg dry	1		SW-846 8270D-E	4/10/20	4/11/20 17:25	BGL
Naphthalene (SIM)	ND	0.039		mg/Kg dry	1		SW-846 8270D-E	4/10/20	4/11/20 20:32	IMR
2-Nitroaniline	ND	0.40	0.23	mg/Kg dry	1		SW-846 8270D-E	4/10/20	4/11/20 17:25	BGL
3-Nitroaniline	ND	0.40	0.16	mg/Kg dry	1		SW-846 8270D-E	4/10/20	4/11/20 17:25	BGL
4-Nitroaniline	ND	0.40	0.15	mg/Kg dry	1		SW-846 8270D-E	4/10/20	4/11/20 17:25	BGL
Nitrobenzene	ND	0.40	0.16	mg/Kg dry	1		SW-846 8270D-E	4/10/20	4/11/20 17:25	BGL
2-Nitrophenol	ND	0.40	0.16	mg/Kg dry	1		SW-846 8270D-E	4/10/20	4/11/20 17:25	BGL
4-Nitrophenol	ND	0.77	0.28	mg/Kg dry	1		SW-846 8270D-E	4/10/20	4/11/20 17:25	BGL
N-Nitrosodimethylamine	ND	0.40	0.21	mg/Kg dry	1		SW-846 8270D-E	4/10/20	4/11/20 17:25	BGL
N-Nitrosodiphenylamine/Diphenylamine	ND	0.40	0.12	mg/Kg dry	1		SW-846 8270D-E	4/10/20	4/11/20 17:25	BGL
N-Nitrosodi-n-propylamine	ND	0.40	0.17	mg/Kg dry	1		SW-846 8270D-E	4/10/20	4/11/20 17:25	BGL
Pentachloronitrobenzene	ND	0.40	0.14	mg/Kg dry	1		SW-846 8270D-E	4/10/20	4/11/20 17:25	BGL
Pentachlorophenol	ND	0.40	0.27	mg/Kg dry	1		SW-846 8270D-E	4/10/20	4/11/20 17:25	BGL
Phenanthrene (SIM)	ND	0.0097		mg/Kg dry	1		SW-846 8270D-E	4/10/20	4/11/20 20:32	IMR
Phenol	ND	0.40	0.14	mg/Kg dry	1		SW-846 8270D-E	4/10/20	4/11/20 17:25	BGL
Pyrene (SIM)	ND	0.039		mg/Kg dry	1		SW-846 8270D-E	4/10/20	4/11/20 20:32	IMR
Pyridine	ND	0.40	0.12	mg/Kg dry	1		SW-846 8270D-E	4/10/20	4/11/20 17:25	BGL
1,2,4,5-Tetrachlorobenzene	ND	0.40	0.15	mg/Kg dry	1		SW-846 8270D-E	4/10/20	4/11/20 17:25	BGL
1,2,4-Trichlorobenzene	ND	0.40	0.13	mg/Kg dry	1		SW-846 8270D-E	4/10/20	4/11/20 17:25	BGL
2,4,5-Trichlorophenol	ND	0.40	0.14	mg/Kg dry	1		SW-846 8270D-E	4/10/20	4/11/20 17:25	BGL
2,4,6-Trichlorophenol	ND	0.40	0.14	mg/Kg dry	1		SW-846 8270D-E	4/10/20	4/11/20 17:25	BGL

Surrogates	% Recovery	Recovery Limits	Flag/Qual
2-Fluorophenol	75.0	30-130	4/11/20 17:25
Phenol-d6	76.9	30-130	4/11/20 17:25
Nitrobenzene-d5	67.0	30-130	4/11/20 17:25
Nitrobenzene-d5	85.8	30-130	4/11/20 20:32
2-Fluorobiphenyl	74.1	30-130	4/11/20 20:32
2-Fluorobiphenyl	77.1	30-130	4/11/20 17:25
2,4,6-Tribromophenol	64.2	30-130	4/11/20 17:25
p-Terphenyl-d14	80.5	30-130	4/11/20 17:25
p-Terphenyl-d14	81.2	30-130	4/11/20 20:32

39 Spruce Street * East Longmeadow, MA 01028 * FAX 413/525-6405 * TEL. 413/525-2332

Project Location: 5525 VT Route 100

Sample Description:

Work Order: 20D0207

Date Received: 4/4/2020

Field Sample #: SB-1-9.0

Sampled: 4/2/2020 12:10

Sample ID: 20D0207-01

Sample Matrix: Soil

Petroleum Hydrocarbons Analyses

Analyte	Results	RL	Units	Dilution	Flag/Qual	Method	Date Prepared	Date/Time Analyzed	Analyst
TPH (C9-C36)	16	9.7	mg/Kg dry	1	Z-01a	SW-846 8015C	4/9/20	4/11/20 2:20	RMW
Surrogates		% Recovery	Recovery Limits		Flag/Qual				
2-Fluorobiphenyl		88.5	40-140					4/11/20 2:20	

39 Spruce Street * East Longmeadow, MA 01028 * FAX 413/525-6405 * TEL. 413/525-2332

Project Location: 5525 VT Route 100

Sample Description:

Work Order: 20D0207

Date Received: 4/4/2020

Sampled: 4/2/2020 12:10

Field Sample #: SB-1-9.0

Sample ID: 20D0207-01

Sample Matrix: Soil

Metals Analyses (Total)

Analyte	Results	RL	DL	Units	Dilution	Flag/Qual	Method	Date Prepared	Date/Time Analyzed	Analyst
Antimony	ND	1.9	0.72	mg/Kg dry	1		SW-846 6010D	4/8/20	4/8/20 20:17	QNW
Arsenic	14	3.8	0.63	mg/Kg dry	1		SW-846 6010D	4/8/20	4/8/20 20:17	QNW
Barium	36	1.9	0.26	mg/Kg dry	1		SW-846 6010D	4/8/20	4/8/20 20:17	QNW
Beryllium	0.21	0.19	0.11	mg/Kg dry	1		SW-846 6010D	4/8/20	4/8/20 20:17	QNW
Cadmium	ND	0.38	0.11	mg/Kg dry	1		SW-846 6010D	4/8/20	4/8/20 20:17	QNW
Chromium	26	0.77	0.46	mg/Kg dry	1		SW-846 6010D	4/8/20	4/8/20 20:17	QNW
Copper	27	0.77	0.47	mg/Kg dry	1		SW-846 6010D	4/8/20	4/8/20 20:17	QNW
Lead	10	0.58	0.38	mg/Kg dry	1		SW-846 6010D	4/8/20	4/8/20 20:17	QNW
Mercury	ND	0.030	0.0090	mg/Kg dry	1		SW-846 7471B	4/6/20	4/7/20 13:53	CJV
Nickel	76	0.77	0.45	mg/Kg dry	1		SW-846 6010D	4/8/20	4/8/20 20:17	QNW
Selenium	ND	3.8	0.86	mg/Kg dry	1		SW-846 6010D	4/8/20	4/8/20 20:17	QNW
Silver	ND	0.38	0.23	mg/Kg dry	1		SW-846 6010D	4/8/20	4/8/20 20:17	QNW
Thallium	ND	1.9	1.5	mg/Kg dry	1		SW-846 6010D	4/8/20	4/8/20 20:17	QNW
Zinc	41	0.77	0.29	mg/Kg dry	1	B-07	SW-846 6010D	4/8/20	4/8/20 20:17	QNW

39 Spruce Street * East Longmeadow, MA 01028 * FAX 413/525-6405 * TEL. 413/525-2332

Project Location: 5525 VT Route 100

Sample Description:

Work Order: 20D0207

Date Received: 4/4/2020

Sampled: 4/2/2020 12:10

Field Sample #: SB-1-9.0

Sample ID: 20D0207-01

Sample Matrix: Soil

Conventional Chemistry Parameters by EPA/APHA/SW-846 Methods (Total)

Analyte	Results	RL	Units	Dilution	Flag/Qual	Method	Date Prepared	Date/Time Analyzed	Analyst
% Solids	85.2		% Wt	1		SM 2540G	4/14/20	4/14/20 15:57	CAH

39 Spruce Street * East Longmeadow, MA 01028 * FAX 413/525-6405 * TEL. 413/525-2332

Project Location: 5525 VT Route 100

Sample Description:

Work Order: 20D0207

Date Received: 4/4/2020

Field Sample #: SB-1-9.0-FD

Sampled: 4/2/2020 12:10

Sample ID: 20D0207-02

Sample Matrix: Soil

Volatile Organic Compounds by GC/MS

Analyte	Results	RL	DL	Units	Dilution	Flag/Qual	Method	Date Prepared	Date/Time Analyzed	Analyst
Acetone	0.015	0.074	0.0062	mg/Kg dry	1	J	SW-846 8260C-D	4/6/20	4/6/20 10:56	MFF
Acrylonitrile	ND	0.0044	0.00074	mg/Kg dry	1		SW-846 8260C-D	4/6/20	4/6/20 10:56	MFF
tert-Amyl Methyl Ether (TAME)	ND	0.00074	0.00022	mg/Kg dry	1		SW-846 8260C-D	4/6/20	4/6/20 10:56	MFF
Benzene	ND	0.0015	0.00044	mg/Kg dry	1		SW-846 8260C-D	4/6/20	4/6/20 10:56	MFF
Bromobenzene	ND	0.0015	0.00029	mg/Kg dry	1		SW-846 8260C-D	4/6/20	4/6/20 10:56	MFF
Bromochloromethane	ND	0.0015	0.00059	mg/Kg dry	1		SW-846 8260C-D	4/6/20	4/6/20 10:56	MFF
Bromodichloromethane	ND	0.0015	0.00037	mg/Kg dry	1		SW-846 8260C-D	4/6/20	4/6/20 10:56	MFF
Bromoform	ND	0.0015	0.00051	mg/Kg dry	1		SW-846 8260C-D	4/6/20	4/6/20 10:56	MFF
Bromomethane	ND	0.0074	0.00081	mg/Kg dry	1	V-34	SW-846 8260C-D	4/6/20	4/6/20 10:56	MFF
2-Butanone (MEK)	ND	0.029	0.0040	mg/Kg dry	1		SW-846 8260C-D	4/6/20	4/6/20 10:56	MFF
tert-Butyl Alcohol (TBA)	ND	0.029	0.0033	mg/Kg dry	1		SW-846 8260C-D	4/6/20	4/6/20 10:56	MFF
n-Butylbenzene	ND	0.0015	0.00037	mg/Kg dry	1		SW-846 8260C-D	4/6/20	4/6/20 10:56	MFF
sec-Butylbenzene	ND	0.0015	0.00059	mg/Kg dry	1		SW-846 8260C-D	4/6/20	4/6/20 10:56	MFF
tert-Butylbenzene	ND	0.0015	0.00044	mg/Kg dry	1		SW-846 8260C-D	4/6/20	4/6/20 10:56	MFF
tert-Butyl Ethyl Ether (TBEE)	ND	0.00074	0.00015	mg/Kg dry	1		SW-846 8260C-D	4/6/20	4/6/20 10:56	MFF
Carbon Disulfide	ND	0.0044	0.0040	mg/Kg dry	1		SW-846 8260C-D	4/6/20	4/6/20 10:56	MFF
Carbon Tetrachloride	ND	0.0015	0.00051	mg/Kg dry	1		SW-846 8260C-D	4/6/20	4/6/20 10:56	MFF
Chlorobenzene	ND	0.0015	0.00037	mg/Kg dry	1		SW-846 8260C-D	4/6/20	4/6/20 10:56	MFF
Chlorodibromomethane	ND	0.00074	0.00029	mg/Kg dry	1		SW-846 8260C-D	4/6/20	4/6/20 10:56	MFF
Chloroethane	ND	0.015	0.00059	mg/Kg dry	1		SW-846 8260C-D	4/6/20	4/6/20 10:56	MFF
Chloroform	ND	0.0029	0.00037	mg/Kg dry	1		SW-846 8260C-D	4/6/20	4/6/20 10:56	MFF
Chloromethane	ND	0.0074	0.00051	mg/Kg dry	1		SW-846 8260C-D	4/6/20	4/6/20 10:56	MFF
2-Chlorotoluene	ND	0.0015	0.00022	mg/Kg dry	1		SW-846 8260C-D	4/6/20	4/6/20 10:56	MFF
4-Chlorotoluene	ND	0.0015	0.00029	mg/Kg dry	1		SW-846 8260C-D	4/6/20	4/6/20 10:56	MFF
1,2-Dibromo-3-chloropropane (DBCP)	ND	0.0015	0.00074	mg/Kg dry	1		SW-846 8260C-D	4/6/20	4/6/20 10:56	MFF
1,2-Dibromoethane (EDB)	ND	0.00074	0.00051	mg/Kg dry	1		SW-846 8260C-D	4/6/20	4/6/20 10:56	MFF
Dibromomethane	ND	0.0015	0.00059	mg/Kg dry	1		SW-846 8260C-D	4/6/20	4/6/20 10:56	MFF
1,2-Dichlorobenzene	ND	0.0015	0.00029	mg/Kg dry	1		SW-846 8260C-D	4/6/20	4/6/20 10:56	MFF
1,3-Dichlorobenzene	ND	0.0015	0.00029	mg/Kg dry	1		SW-846 8260C-D	4/6/20	4/6/20 10:56	MFF
1,4-Dichlorobenzene	ND	0.0015	0.00059	mg/Kg dry	1		SW-846 8260C-D	4/6/20	4/6/20 10:56	MFF
trans-1,4-Dichloro-2-butene	ND	0.0029	0.00044	mg/Kg dry	1	V-05	SW-846 8260C-D	4/6/20	4/6/20 10:56	MFF
Dichlorodifluoromethane (Freon 12)	ND	0.015	0.00081	mg/Kg dry	1	V-05	SW-846 8260C-D	4/6/20	4/6/20 10:56	MFF
1,1-Dichloroethane	ND	0.0015	0.00029	mg/Kg dry	1		SW-846 8260C-D	4/6/20	4/6/20 10:56	MFF
1,2-Dichloroethane	ND	0.0015	0.00037	mg/Kg dry	1		SW-846 8260C-D	4/6/20	4/6/20 10:56	MFF
1,1-Dichloroethylene	ND	0.0029	0.00051	mg/Kg dry	1		SW-846 8260C-D	4/6/20	4/6/20 10:56	MFF
cis-1,2-Dichloroethylene	ND	0.0015	0.00051	mg/Kg dry	1		SW-846 8260C-D	4/6/20	4/6/20 10:56	MFF
trans-1,2-Dichloroethylene	ND	0.0015	0.00044	mg/Kg dry	1		SW-846 8260C-D	4/6/20	4/6/20 10:56	MFF
1,2-Dichloropropane	ND	0.0015	0.00059	mg/Kg dry	1		SW-846 8260C-D	4/6/20	4/6/20 10:56	MFF
1,3-Dichloropropane	ND	0.00074	0.00037	mg/Kg dry	1		SW-846 8260C-D	4/6/20	4/6/20 10:56	MFF
2,2-Dichloropropane	ND	0.0015	0.00059	mg/Kg dry	1	V-05	SW-846 8260C-D	4/6/20	4/6/20 10:56	MFF
1,1-Dichloropropene	ND	0.0015	0.00059	mg/Kg dry	1		SW-846 8260C-D	4/6/20	4/6/20 10:56	MFF
cis-1,3-Dichloropropene	ND	0.00074	0.00029	mg/Kg dry	1		SW-846 8260C-D	4/6/20	4/6/20 10:56	MFF
trans-1,3-Dichloropropene	ND	0.00074	0.00029	mg/Kg dry	1		SW-846 8260C-D	4/6/20	4/6/20 10:56	MFF
Diethyl Ether	ND	0.015	0.00051	mg/Kg dry	1		SW-846 8260C-D	4/6/20	4/6/20 10:56	MFF

39 Spruce Street * East Longmeadow, MA 01028 * FAX 413/525-6405 * TEL. 413/525-2332

Project Location: 5525 VT Route 100

Sample Description:

Work Order: 20D0207

Date Received: 4/4/2020

Field Sample #: SB-1-9.0-FD

Sampled: 4/2/2020 12:10

Sample ID: 20D0207-02

Sample Matrix: Soil

Volatile Organic Compounds by GC/MS

Analyte	Results	RL	DL	Units	Dilution	Flag/Qual	Method	Date Prepared	Date/Time Analyzed	Analyst
Diisopropyl Ether (DIPE)	ND	0.00074	0.00015	mg/Kg dry	1		SW-846 8260C-D	4/6/20	4/6/20 10:56	MFF
1,4-Dioxane	ND	0.074	0.0039	mg/Kg dry	1		SW-846 8260C-D	4/6/20	4/6/20 10:56	MFF
Ethylbenzene	ND	0.0015	0.00044	mg/Kg dry	1		SW-846 8260C-D	4/6/20	4/6/20 10:56	MFF
Hexachlorobutadiene	ND	0.0015	0.00051	mg/Kg dry	1		SW-846 8260C-D	4/6/20	4/6/20 10:56	MFF
2-Hexanone (MBK)	ND	0.015	0.0015	mg/Kg dry	1		SW-846 8260C-D	4/6/20	4/6/20 10:56	MFF
Isopropylbenzene (Cumene)	ND	0.0015	0.00044	mg/Kg dry	1		SW-846 8260C-D	4/6/20	4/6/20 10:56	MFF
p-Isopropyltoluene (p-Cymene)	ND	0.0015	0.00037	mg/Kg dry	1		SW-846 8260C-D	4/6/20	4/6/20 10:56	MFF
Methyl Acetate	ND	0.0015	0.00051	mg/Kg dry	1		SW-846 8260C-D	4/6/20	4/6/20 10:56	MFF
Methyl tert-Butyl Ether (MTBE)	ND	0.0029	0.00022	mg/Kg dry	1		SW-846 8260C-D	4/6/20	4/6/20 10:56	MFF
Methyl Cyclohexane	ND	0.0015	0.00051	mg/Kg dry	1		SW-846 8260C-D	4/6/20	4/6/20 10:56	MFF
Methylene Chloride	ND	0.015	0.00074	mg/Kg dry	1		SW-846 8260C-D	4/6/20	4/6/20 10:56	MFF
4-Methyl-2-pentanone (MIBK)	ND	0.015	0.0018	mg/Kg dry	1		SW-846 8260C-D	4/6/20	4/6/20 10:56	MFF
Naphthalene	ND	0.0029	0.00029	mg/Kg dry	1		SW-846 8260C-D	4/6/20	4/6/20 10:56	MFF
n-Propylbenzene	ND	0.0015	0.00044	mg/Kg dry	1		SW-846 8260C-D	4/6/20	4/6/20 10:56	MFF
Styrene	ND	0.0015	0.00029	mg/Kg dry	1		SW-846 8260C-D	4/6/20	4/6/20 10:56	MFF
1,1,1,2-Tetrachloroethane	ND	0.0015	0.00074	mg/Kg dry	1		SW-846 8260C-D	4/6/20	4/6/20 10:56	MFF
1,1,2,2-Tetrachloroethane	ND	0.00074	0.00029	mg/Kg dry	1		SW-846 8260C-D	4/6/20	4/6/20 10:56	MFF
Tetrachloroethylene	ND	0.0015	0.00088	mg/Kg dry	1		SW-846 8260C-D	4/6/20	4/6/20 10:56	MFF
Tetrahydrofuran	ND	0.0074	0.00081	mg/Kg dry	1		SW-846 8260C-D	4/6/20	4/6/20 10:56	MFF
Toluene	ND	0.0015	0.00044	mg/Kg dry	1		SW-846 8260C-D	4/6/20	4/6/20 10:56	MFF
1,2,3-Trichlorobenzene	ND	0.0015	0.00074	mg/Kg dry	1		SW-846 8260C-D	4/6/20	4/6/20 10:56	MFF
1,2,4-Trichlorobenzene	ND	0.0015	0.00029	mg/Kg dry	1		SW-846 8260C-D	4/6/20	4/6/20 10:56	MFF
1,3,5-Trichlorobenzene	ND	0.0015	0.00022	mg/Kg dry	1		SW-846 8260C-D	4/6/20	4/6/20 10:56	MFF
1,1,1-Trichloroethane	ND	0.0015	0.00037	mg/Kg dry	1		SW-846 8260C-D	4/6/20	4/6/20 10:56	MFF
1,1,2-Trichloroethane	ND	0.0015	0.00029	mg/Kg dry	1		SW-846 8260C-D	4/6/20	4/6/20 10:56	MFF
Trichloroethylene	ND	0.0015	0.00059	mg/Kg dry	1		SW-846 8260C-D	4/6/20	4/6/20 10:56	MFF
Trichlorofluoromethane (Freon 11)	ND	0.0074	0.00051	mg/Kg dry	1		SW-846 8260C-D	4/6/20	4/6/20 10:56	MFF
1,2,3-Trichloropropane	ND	0.0015	0.00059	mg/Kg dry	1		SW-846 8260C-D	4/6/20	4/6/20 10:56	MFF
1,1,2-Trichloro-1,2,2-trifluoroethane (Freon 113)	ND	0.0074	0.00059	mg/Kg dry	1		SW-846 8260C-D	4/6/20	4/6/20 10:56	MFF
1,2,4-Trimethylbenzene	ND	0.0015	0.00022	mg/Kg dry	1		SW-846 8260C-D	4/6/20	4/6/20 10:56	MFF
1,3,5-Trimethylbenzene	ND	0.0015	0.00037	mg/Kg dry	1		SW-846 8260C-D	4/6/20	4/6/20 10:56	MFF
Vinyl Chloride	ND	0.0074	0.00066	mg/Kg dry	1		SW-846 8260C-D	4/6/20	4/6/20 10:56	MFF
m+p Xylene	ND	0.0029	0.00074	mg/Kg dry	1		SW-846 8260C-D	4/6/20	4/6/20 10:56	MFF
o-Xylene	ND	0.0015	0.00044	mg/Kg dry	1		SW-846 8260C-D	4/6/20	4/6/20 10:56	MFF
Surrogates		% Recovery	Recovery Limits			Flag/Qual				
1,2-Dichloroethane-d4		103	70-130					4/6/20	10:56	
Toluene-d8		99.4	70-130					4/6/20	10:56	
4-Bromofluorobenzene		101	70-130					4/6/20	10:56	

39 Spruce Street * East Longmeadow, MA 01028 * FAX 413/525-6405 * TEL. 413/525-2332

Project Location: 5525 VT Route 100

Sample Description:

Work Order: 20D0207

Date Received: 4/4/2020

Field Sample #: SB-1-9.0-FD

Sampled: 4/2/2020 12:10

Sample ID: 20D0207-02

Sample Matrix: Soil

Semivolatile Organic Compounds by GC/MS

Analyte	Results	RL	DL	Units	Dilution	Flag/Qual	Method	Date Prepared	Date/Time Analyzed	Analyst
Acenaphthene (SIM)	ND	0.0092		mg/Kg dry	1		SW-846 8270D-E	4/10/20	4/11/20 21:00	IMR
Acenaphthylene (SIM)	ND	0.0092		mg/Kg dry	1		SW-846 8270D-E	4/10/20	4/11/20 21:00	IMR
Acetophenone	ND	0.38	0.14	mg/Kg dry	1		SW-846 8270D-E	4/10/20	4/11/20 17:49	BGL
Aniline	ND	0.38	0.089	mg/Kg dry	1		SW-846 8270D-E	4/10/20	4/11/20 17:49	BGL
Anthracene (SIM)	ND	0.0074		mg/Kg dry	1		SW-846 8270D-E	4/10/20	4/11/20 21:00	IMR
Benzidine	ND	0.73	0.20	mg/Kg dry	1	MS-09, V-04, V-05, V-35	SW-846 8270D-E	4/10/20	4/11/20 17:49	BGL
Benzo(a)anthracene (SIM)	ND	0.0018		mg/Kg dry	1		SW-846 8270D-E	4/10/20	4/11/20 21:00	IMR
Benzo(a)pyrene (SIM)	ND	0.0018		mg/Kg dry	1		SW-846 8270D-E	4/10/20	4/11/20 21:00	IMR
Benzo(b)fluoranthene (SIM)	ND	0.0018		mg/Kg dry	1		SW-846 8270D-E	4/10/20	4/11/20 21:00	IMR
Benzo(g,h,i)perylene (SIM)	ND	0.018		mg/Kg dry	1		SW-846 8270D-E	4/10/20	4/11/20 21:00	IMR
Benzo(k)fluoranthene (SIM)	ND	0.0074		mg/Kg dry	1		SW-846 8270D-E	4/10/20	4/11/20 21:00	IMR
Benzoic Acid	ND	1.1	0.65	mg/Kg dry	1		SW-846 8270D-E	4/10/20	4/11/20 17:49	BGL
Bis(2-chloroethoxy)methane	ND	0.38	0.15	mg/Kg dry	1		SW-846 8270D-E	4/10/20	4/11/20 17:49	BGL
Bis(2-chloroethyl)ether	ND	0.38	0.19	mg/Kg dry	1		SW-846 8270D-E	4/10/20	4/11/20 17:49	BGL
Bis(2-chloroisopropyl)ether	ND	0.38	0.25	mg/Kg dry	1		SW-846 8270D-E	4/10/20	4/11/20 17:49	BGL
Bis(2-Ethylhexyl)phthalate	ND	0.38	0.11	mg/Kg dry	1		SW-846 8270D-E	4/10/20	4/11/20 17:49	BGL
4-Bromophenylphenylether	ND	0.38	0.11	mg/Kg dry	1		SW-846 8270D-E	4/10/20	4/11/20 17:49	BGL
Butylbenzylphthalate	ND	0.38	0.13	mg/Kg dry	1		SW-846 8270D-E	4/10/20	4/11/20 17:49	BGL
Carbazole	ND	0.19	0.10	mg/Kg dry	1		SW-846 8270D-E	4/10/20	4/11/20 17:49	BGL
4-Chloroaniline	ND	0.73	0.15	mg/Kg dry	1	V-34	SW-846 8270D-E	4/10/20	4/11/20 17:49	BGL
4-Chloro-3-methylphenol	ND	0.73	0.15	mg/Kg dry	1		SW-846 8270D-E	4/10/20	4/11/20 17:49	BGL
2-Chloronaphthalene	ND	0.38	0.11	mg/Kg dry	1		SW-846 8270D-E	4/10/20	4/11/20 17:49	BGL
2-Chlorophenol	ND	0.38	0.13	mg/Kg dry	1		SW-846 8270D-E	4/10/20	4/11/20 17:49	BGL
4-Chlorophenylphenylether	ND	0.38	0.13	mg/Kg dry	1		SW-846 8270D-E	4/10/20	4/11/20 17:49	BGL
Chrysene (SIM)	ND	0.0074		mg/Kg dry	1		SW-846 8270D-E	4/10/20	4/11/20 21:00	IMR
Dibenz(a,h)anthracene (SIM)	ND	0.0018		mg/Kg dry	1		SW-846 8270D-E	4/10/20	4/11/20 21:00	IMR
Dibenzofuran	ND	0.38	0.13	mg/Kg dry	1		SW-846 8270D-E	4/10/20	4/11/20 17:49	BGL
Di-n-butylphthalate	ND	0.38	0.11	mg/Kg dry	1		SW-846 8270D-E	4/10/20	4/11/20 17:49	BGL
1,2-Dichlorobenzene	ND	0.38	0.11	mg/Kg dry	1		SW-846 8270D-E	4/10/20	4/11/20 17:49	BGL
1,3-Dichlorobenzene	ND	0.38	0.11	mg/Kg dry	1		SW-846 8270D-E	4/10/20	4/11/20 17:49	BGL
1,4-Dichlorobenzene	ND	0.38	0.10	mg/Kg dry	1		SW-846 8270D-E	4/10/20	4/11/20 17:49	BGL
3,3-Dichlorobenzidine	ND	0.19	0.14	mg/Kg dry	1		SW-846 8270D-E	4/10/20	4/11/20 17:49	BGL
2,4-Dichlorophenol	ND	0.38	0.11	mg/Kg dry	1		SW-846 8270D-E	4/10/20	4/11/20 17:49	BGL
Diethylphthalate	ND	0.38	0.15	mg/Kg dry	1		SW-846 8270D-E	4/10/20	4/11/20 17:49	BGL
2,4-Dimethylphenol	ND	0.38	0.13	mg/Kg dry	1		SW-846 8270D-E	4/10/20	4/11/20 17:49	BGL
Dimethylphthalate	ND	0.38	0.14	mg/Kg dry	1		SW-846 8270D-E	4/10/20	4/11/20 17:49	BGL
4,6-Dinitro-2-methylphenol	ND	0.38	0.33	mg/Kg dry	1		SW-846 8270D-E	4/10/20	4/11/20 17:49	BGL
2,4-Dinitrophenol	ND	0.73	0.51	mg/Kg dry	1		SW-846 8270D-E	4/10/20	4/11/20 17:49	BGL
2,4-Dinitrotoluene	ND	0.38	0.18	mg/Kg dry	1		SW-846 8270D-E	4/10/20	4/11/20 17:49	BGL
2,6-Dinitrotoluene	ND	0.38	0.18	mg/Kg dry	1		SW-846 8270D-E	4/10/20	4/11/20 17:49	BGL
Di-n-octylphthalate	ND	0.38	0.17	mg/Kg dry	1		SW-846 8270D-E	4/10/20	4/11/20 17:49	BGL
1,2-Diphenylhydrazine/Azobenzene	ND	0.38	0.11	mg/Kg dry	1		SW-846 8270D-E	4/10/20	4/11/20 17:49	BGL
Fluoranthene (SIM)	ND	0.018		mg/Kg dry	1		SW-846 8270D-E	4/10/20	4/11/20 21:00	IMR

39 Spruce Street * East Longmeadow, MA 01028 * FAX 413/525-6405 * TEL. 413/525-2332

Project Location: 5525 VT Route 100

Sample Description:

Work Order: 20D0207

Date Received: 4/4/2020

Field Sample #: SB-1-9.0-FD

Sampled: 4/2/2020 12:10

Sample ID: 20D0207-02

Sample Matrix: Soil

Semivolatile Organic Compounds by GC/MS

Analyte	Results	RL	DL	Units	Dilution	Flag/Qual	Method	Date Prepared	Date/Time Analyzed	Analyst
Fluorene (SIM)	ND	0.037		mg/Kg dry	1		SW-846 8270D-E	4/10/20	4/11/20 21:00	IMR
Hexachlorobenzene	ND	0.38	0.10	mg/Kg dry	1		SW-846 8270D-E	4/10/20	4/11/20 17:49	BGL
Hexachlorobutadiene	ND	0.38	0.14	mg/Kg dry	1		SW-846 8270D-E	4/10/20	4/11/20 17:49	BGL
Hexachlorocyclopentadiene	ND	0.38	0.31	mg/Kg dry	1		SW-846 8270D-E	4/10/20	4/11/20 17:49	BGL
Hexachloroethane	ND	0.38	0.12	mg/Kg dry	1		SW-846 8270D-E	4/10/20	4/11/20 17:49	BGL
Indeno(1,2,3-cd)pyrene (SIM)	ND	0.0074		mg/Kg dry	1		SW-846 8270D-E	4/10/20	4/11/20 21:00	IMR
Isophorone	ND	0.38	0.13	mg/Kg dry	1		SW-846 8270D-E	4/10/20	4/11/20 17:49	BGL
1-Methylnaphthalene	ND	0.19	0.10	mg/Kg dry	1		SW-846 8270D-E	4/10/20	4/11/20 17:49	BGL
2-Methylnaphthalene (SIM)	ND	0.037		mg/Kg dry	1		SW-846 8270D-E	4/10/20	4/11/20 21:00	IMR
2-Methylphenol	ND	0.38	0.14	mg/Kg dry	1		SW-846 8270D-E	4/10/20	4/11/20 17:49	BGL
3/4-Methylphenol	ND	0.38	0.13	mg/Kg dry	1		SW-846 8270D-E	4/10/20	4/11/20 17:49	BGL
Naphthalene (SIM)	ND	0.037		mg/Kg dry	1		SW-846 8270D-E	4/10/20	4/11/20 21:00	IMR
2-Nitroaniline	ND	0.38	0.22	mg/Kg dry	1		SW-846 8270D-E	4/10/20	4/11/20 17:49	BGL
3-Nitroaniline	ND	0.38	0.15	mg/Kg dry	1		SW-846 8270D-E	4/10/20	4/11/20 17:49	BGL
4-Nitroaniline	ND	0.38	0.14	mg/Kg dry	1		SW-846 8270D-E	4/10/20	4/11/20 17:49	BGL
Nitrobenzene	ND	0.38	0.15	mg/Kg dry	1		SW-846 8270D-E	4/10/20	4/11/20 17:49	BGL
2-Nitrophenol	ND	0.38	0.15	mg/Kg dry	1		SW-846 8270D-E	4/10/20	4/11/20 17:49	BGL
4-Nitrophenol	ND	0.73	0.27	mg/Kg dry	1		SW-846 8270D-E	4/10/20	4/11/20 17:49	BGL
N-Nitrosodimethylamine	ND	0.38	0.20	mg/Kg dry	1		SW-846 8270D-E	4/10/20	4/11/20 17:49	BGL
N-Nitrosodiphenylamine/Diphenylamine	ND	0.38	0.11	mg/Kg dry	1		SW-846 8270D-E	4/10/20	4/11/20 17:49	BGL
N-Nitrosodi-n-propylamine	ND	0.38	0.17	mg/Kg dry	1		SW-846 8270D-E	4/10/20	4/11/20 17:49	BGL
Pentachloronitrobenzene	ND	0.38	0.13	mg/Kg dry	1		SW-846 8270D-E	4/10/20	4/11/20 17:49	BGL
Pentachlorophenol	ND	0.38	0.25	mg/Kg dry	1		SW-846 8270D-E	4/10/20	4/11/20 17:49	BGL
Phenanthrene (SIM)	ND	0.0092		mg/Kg dry	1		SW-846 8270D-E	4/10/20	4/11/20 21:00	IMR
Phenol	ND	0.38	0.13	mg/Kg dry	1		SW-846 8270D-E	4/10/20	4/11/20 17:49	BGL
Pyrene (SIM)	ND	0.037		mg/Kg dry	1		SW-846 8270D-E	4/10/20	4/11/20 21:00	IMR
Pyridine	ND	0.38	0.11	mg/Kg dry	1		SW-846 8270D-E	4/10/20	4/11/20 17:49	BGL
1,2,4,5-Tetrachlorobenzene	ND	0.38	0.14	mg/Kg dry	1		SW-846 8270D-E	4/10/20	4/11/20 17:49	BGL
1,2,4-Trichlorobenzene	ND	0.38	0.12	mg/Kg dry	1		SW-846 8270D-E	4/10/20	4/11/20 17:49	BGL
2,4,5-Trichlorophenol	ND	0.38	0.13	mg/Kg dry	1		SW-846 8270D-E	4/10/20	4/11/20 17:49	BGL
2,4,6-Trichlorophenol	ND	0.38	0.13	mg/Kg dry	1		SW-846 8270D-E	4/10/20	4/11/20 17:49	BGL

Surrogates	% Recovery	Recovery Limits	Flag/Qual
2-Fluorophenol	91.6	30-130	4/11/20 17:49
Phenol-d6	97.8	30-130	4/11/20 17:49
Nitrobenzene-d5	86.2	30-130	4/11/20 17:49
Nitrobenzene-d5	102	30-130	4/11/20 21:00
2-Fluorobiphenyl	86.4	30-130	4/11/20 21:00
2-Fluorobiphenyl	106	30-130	4/11/20 17:49
2,4,6-Tribromophenol	74.8	30-130	4/11/20 17:49
p-Terphenyl-d14	86.6	30-130	4/11/20 21:00
p-Terphenyl-d14	97.8	30-130	4/11/20 17:49

39 Spruce Street * East Longmeadow, MA 01028 * FAX 413/525-6405 * TEL. 413/525-2332

Project Location: 5525 VT Route 100

Sample Description:

Work Order: 20D0207

Date Received: 4/4/2020

Field Sample #: SB-1-9.0-FD

Sampled: 4/2/2020 12:10

Sample ID: 20D0207-02

Sample Matrix: Soil

Petroleum Hydrocarbons Analyses

Analyte	Results	RL	Units	Dilution	Flag/Qual	Method	Date Prepared	Date/Time Analyzed	Analyst
TPH (C9-C36)	14	9.2	mg/Kg dry	1	Z-01a	SW-846 8015C	4/9/20	4/11/20 2:40	RMW
Surrogates		% Recovery	Recovery Limits		Flag/Qual				
2-Fluorobiphenyl		76.5	40-140					4/11/20 2:40	

39 Spruce Street * East Longmeadow, MA 01028 * FAX 413/525-6405 * TEL. 413/525-2332

Project Location: 5525 VT Route 100

Sample Description:

Work Order: 20D0207

Date Received: 4/4/2020

Field Sample #: SB-1-9.0-FD

Sampled: 4/2/2020 12:10

Sample ID: 20D0207-02

Sample Matrix: Soil

Metals Analyses (Total)

Analyte	Results	RL	DL	Units	Dilution	Flag/Qual	Method	Date Prepared	Date/Time Analyzed	Analyst
Antimony	ND	1.8	0.69	mg/Kg dry	1		SW-846 6010D	4/8/20	4/8/20 20:33	QNW
Arsenic	12	3.7	0.60	mg/Kg dry	1		SW-846 6010D	4/8/20	4/8/20 20:33	QNW
Barium	38	1.8	0.25	mg/Kg dry	1		SW-846 6010D	4/8/20	4/8/20 20:33	QNW
Beryllium	0.20	0.18	0.10	mg/Kg dry	1		SW-846 6010D	4/8/20	4/8/20 20:33	QNW
Cadmium	ND	0.37	0.10	mg/Kg dry	1		SW-846 6010D	4/8/20	4/8/20 20:33	QNW
Chromium	22	0.74	0.44	mg/Kg dry	1		SW-846 6010D	4/8/20	4/8/20 20:33	QNW
Copper	22	0.74	0.45	mg/Kg dry	1		SW-846 6010D	4/8/20	4/8/20 20:33	QNW
Lead	10	0.55	0.36	mg/Kg dry	1		SW-846 6010D	4/8/20	4/8/20 20:33	QNW
Mercury	ND	0.027	0.0082	mg/Kg dry	1		SW-846 7471B	4/6/20	4/7/20 13:55	CJV
Nickel	64	0.74	0.43	mg/Kg dry	1		SW-846 6010D	4/8/20	4/8/20 20:33	QNW
Selenium	ND	3.7	0.82	mg/Kg dry	1		SW-846 6010D	4/8/20	4/8/20 20:33	QNW
Silver	ND	0.37	0.22	mg/Kg dry	1		SW-846 6010D	4/8/20	4/8/20 20:33	QNW
Thallium	ND	1.8	1.5	mg/Kg dry	1		SW-846 6010D	4/8/20	4/8/20 20:33	QNW
Zinc	37	0.74	0.28	mg/Kg dry	1	B-07	SW-846 6010D	4/8/20	4/8/20 20:33	QNW

39 Spruce Street * East Longmeadow, MA 01028 * FAX 413/525-6405 * TEL. 413/525-2332

Project Location: 5525 VT Route 100

Sample Description:

Work Order: 20D0207

Date Received: 4/4/2020

Field Sample #: SB-1-9.0-FD

Sampled: 4/2/2020 12:10

Sample ID: 20D0207-02

Sample Matrix: Soil

Conventional Chemistry Parameters by EPA/PHA/SW-846 Methods (Total)

Analyte	Results	RL	Units	Dilution	Flag/Qual	Method	Date Prepared	Date/Time Analyzed	Analyst
% Solids	90.1		% Wt	1		SM 2540G	4/14/20	4/14/20 15:58	CAH

39 Spruce Street * East Longmeadow, MA 01028 * FAX 413/525-6405 * TEL. 413/525-2332

Project Location: 5525 VT Route 100

Sample Description:

Work Order: 20D0207

Date Received: 4/4/2020

Field Sample #: SB-5-9.0

Sampled: 4/2/2020 15:30

Sample ID: 20D0207-03

Sample Matrix: Soil

Volatile Organic Compounds by GC/MS

Analyte	Results	RL	DL	Units	Dilution	Flag/Qual	Method	Date Prepared	Date/Time Analyzed	Analyst
Acetone	0.012	0.060	0.0050	mg/Kg dry	1	J	SW-846 8260C-D	4/6/20	4/6/20 11:21	MFF
Acrylonitrile	ND	0.0036	0.00060	mg/Kg dry	1		SW-846 8260C-D	4/6/20	4/6/20 11:21	MFF
tert-Amyl Methyl Ether (TAME)	ND	0.00060	0.00018	mg/Kg dry	1		SW-846 8260C-D	4/6/20	4/6/20 11:21	MFF
Benzene	ND	0.0012	0.00036	mg/Kg dry	1		SW-846 8260C-D	4/6/20	4/6/20 11:21	MFF
Bromobenzene	ND	0.0012	0.00024	mg/Kg dry	1		SW-846 8260C-D	4/6/20	4/6/20 11:21	MFF
Bromochloromethane	ND	0.0012	0.00048	mg/Kg dry	1		SW-846 8260C-D	4/6/20	4/6/20 11:21	MFF
Bromodichloromethane	ND	0.0012	0.00030	mg/Kg dry	1		SW-846 8260C-D	4/6/20	4/6/20 11:21	MFF
Bromoform	ND	0.0012	0.00042	mg/Kg dry	1		SW-846 8260C-D	4/6/20	4/6/20 11:21	MFF
Bromomethane	ND	0.0060	0.00066	mg/Kg dry	1	V-34	SW-846 8260C-D	4/6/20	4/6/20 11:21	MFF
2-Butanone (MEK)	ND	0.024	0.0033	mg/Kg dry	1		SW-846 8260C-D	4/6/20	4/6/20 11:21	MFF
tert-Butyl Alcohol (TBA)	ND	0.024	0.0027	mg/Kg dry	1		SW-846 8260C-D	4/6/20	4/6/20 11:21	MFF
n-Butylbenzene	ND	0.0012	0.00030	mg/Kg dry	1		SW-846 8260C-D	4/6/20	4/6/20 11:21	MFF
sec-Butylbenzene	ND	0.0012	0.00048	mg/Kg dry	1		SW-846 8260C-D	4/6/20	4/6/20 11:21	MFF
tert-Butylbenzene	ND	0.0012	0.00036	mg/Kg dry	1		SW-846 8260C-D	4/6/20	4/6/20 11:21	MFF
tert-Butyl Ethyl Ether (TBEE)	ND	0.00060	0.00012	mg/Kg dry	1		SW-846 8260C-D	4/6/20	4/6/20 11:21	MFF
Carbon Disulfide	ND	0.0036	0.0032	mg/Kg dry	1		SW-846 8260C-D	4/6/20	4/6/20 11:21	MFF
Carbon Tetrachloride	ND	0.0012	0.00042	mg/Kg dry	1		SW-846 8260C-D	4/6/20	4/6/20 11:21	MFF
Chlorobenzene	ND	0.0012	0.00030	mg/Kg dry	1		SW-846 8260C-D	4/6/20	4/6/20 11:21	MFF
Chlorodibromomethane	ND	0.00060	0.00024	mg/Kg dry	1		SW-846 8260C-D	4/6/20	4/6/20 11:21	MFF
Chloroethane	ND	0.012	0.00048	mg/Kg dry	1		SW-846 8260C-D	4/6/20	4/6/20 11:21	MFF
Chloroform	ND	0.0024	0.00030	mg/Kg dry	1		SW-846 8260C-D	4/6/20	4/6/20 11:21	MFF
Chloromethane	ND	0.0060	0.00042	mg/Kg dry	1		SW-846 8260C-D	4/6/20	4/6/20 11:21	MFF
2-Chlorotoluene	ND	0.0012	0.00018	mg/Kg dry	1		SW-846 8260C-D	4/6/20	4/6/20 11:21	MFF
4-Chlorotoluene	ND	0.0012	0.00024	mg/Kg dry	1		SW-846 8260C-D	4/6/20	4/6/20 11:21	MFF
1,2-Dibromo-3-chloropropane (DBCP)	ND	0.0012	0.00060	mg/Kg dry	1		SW-846 8260C-D	4/6/20	4/6/20 11:21	MFF
1,2-Dibromoethane (EDB)	ND	0.00060	0.00042	mg/Kg dry	1		SW-846 8260C-D	4/6/20	4/6/20 11:21	MFF
Dibromomethane	ND	0.0012	0.00048	mg/Kg dry	1		SW-846 8260C-D	4/6/20	4/6/20 11:21	MFF
1,2-Dichlorobenzene	ND	0.0012	0.00024	mg/Kg dry	1		SW-846 8260C-D	4/6/20	4/6/20 11:21	MFF
1,3-Dichlorobenzene	ND	0.0012	0.00024	mg/Kg dry	1		SW-846 8260C-D	4/6/20	4/6/20 11:21	MFF
1,4-Dichlorobenzene	ND	0.0012	0.00048	mg/Kg dry	1		SW-846 8260C-D	4/6/20	4/6/20 11:21	MFF
trans-1,4-Dichloro-2-butene	ND	0.0024	0.00036	mg/Kg dry	1	V-05	SW-846 8260C-D	4/6/20	4/6/20 11:21	MFF
Dichlorodifluoromethane (Freon 12)	ND	0.012	0.00066	mg/Kg dry	1	V-05	SW-846 8260C-D	4/6/20	4/6/20 11:21	MFF
1,1-Dichloroethane	ND	0.0012	0.00024	mg/Kg dry	1		SW-846 8260C-D	4/6/20	4/6/20 11:21	MFF
1,2-Dichloroethane	ND	0.0012	0.00030	mg/Kg dry	1		SW-846 8260C-D	4/6/20	4/6/20 11:21	MFF
1,1-Dichloroethylene	ND	0.0024	0.00042	mg/Kg dry	1		SW-846 8260C-D	4/6/20	4/6/20 11:21	MFF
cis-1,2-Dichloroethylene	ND	0.0012	0.00042	mg/Kg dry	1		SW-846 8260C-D	4/6/20	4/6/20 11:21	MFF
trans-1,2-Dichloroethylene	ND	0.0012	0.00036	mg/Kg dry	1		SW-846 8260C-D	4/6/20	4/6/20 11:21	MFF
1,2-Dichloropropane	ND	0.0012	0.00048	mg/Kg dry	1		SW-846 8260C-D	4/6/20	4/6/20 11:21	MFF
1,3-Dichloropropane	ND	0.00060	0.00030	mg/Kg dry	1		SW-846 8260C-D	4/6/20	4/6/20 11:21	MFF
2,2-Dichloropropane	ND	0.0012	0.00048	mg/Kg dry	1	V-05	SW-846 8260C-D	4/6/20	4/6/20 11:21	MFF
1,1-Dichloropropene	ND	0.0012	0.00048	mg/Kg dry	1		SW-846 8260C-D	4/6/20	4/6/20 11:21	MFF
cis-1,3-Dichloropropene	ND	0.00060	0.00024	mg/Kg dry	1		SW-846 8260C-D	4/6/20	4/6/20 11:21	MFF
trans-1,3-Dichloropropene	ND	0.00060	0.00024	mg/Kg dry	1		SW-846 8260C-D	4/6/20	4/6/20 11:21	MFF
Diethyl Ether	ND	0.012	0.00042	mg/Kg dry	1		SW-846 8260C-D	4/6/20	4/6/20 11:21	MFF

39 Spruce Street * East Longmeadow, MA 01028 * FAX 413/525-6405 * TEL. 413/525-2332

Project Location: 5525 VT Route 100

Sample Description:

Work Order: 20D0207

Date Received: 4/4/2020

Field Sample #: SB-5-9.0

Sampled: 4/2/2020 15:30

Sample ID: 20D0207-03

Sample Matrix: Soil

Volatile Organic Compounds by GC/MS

Analyte	Results	RL	DL	Units	Dilution	Flag/Qual	Method	Date Prepared	Date/Time Analyzed	Analyst
Diisopropyl Ether (DIPE)	ND	0.00060	0.00012	mg/Kg dry	1		SW-846 8260C-D	4/6/20	4/6/20 11:21	MFF
1,4-Dioxane	ND	0.060	0.0032	mg/Kg dry	1		SW-846 8260C-D	4/6/20	4/6/20 11:21	MFF
Ethylbenzene	ND	0.0012	0.00036	mg/Kg dry	1		SW-846 8260C-D	4/6/20	4/6/20 11:21	MFF
Hexachlorobutadiene	ND	0.0012	0.00042	mg/Kg dry	1		SW-846 8260C-D	4/6/20	4/6/20 11:21	MFF
2-Hexanone (MBK)	ND	0.012	0.0012	mg/Kg dry	1		SW-846 8260C-D	4/6/20	4/6/20 11:21	MFF
Isopropylbenzene (Cumene)	ND	0.0012	0.00036	mg/Kg dry	1		SW-846 8260C-D	4/6/20	4/6/20 11:21	MFF
p-Isopropyltoluene (p-Cymene)	ND	0.0012	0.00030	mg/Kg dry	1		SW-846 8260C-D	4/6/20	4/6/20 11:21	MFF
Methyl Acetate	ND	0.0012	0.00042	mg/Kg dry	1		SW-846 8260C-D	4/6/20	4/6/20 11:21	MFF
Methyl tert-Butyl Ether (MTBE)	ND	0.0024	0.00018	mg/Kg dry	1		SW-846 8260C-D	4/6/20	4/6/20 11:21	MFF
Methyl Cyclohexane	ND	0.0012	0.00042	mg/Kg dry	1		SW-846 8260C-D	4/6/20	4/6/20 11:21	MFF
Methylene Chloride	ND	0.012	0.00060	mg/Kg dry	1		SW-846 8260C-D	4/6/20	4/6/20 11:21	MFF
4-Methyl-2-pentanone (MIBK)	ND	0.012	0.0015	mg/Kg dry	1		SW-846 8260C-D	4/6/20	4/6/20 11:21	MFF
Naphthalene	ND	0.0024	0.00024	mg/Kg dry	1		SW-846 8260C-D	4/6/20	4/6/20 11:21	MFF
n-Propylbenzene	ND	0.0012	0.00036	mg/Kg dry	1		SW-846 8260C-D	4/6/20	4/6/20 11:21	MFF
Styrene	ND	0.0012	0.00024	mg/Kg dry	1		SW-846 8260C-D	4/6/20	4/6/20 11:21	MFF
1,1,1,2-Tetrachloroethane	ND	0.0012	0.00060	mg/Kg dry	1		SW-846 8260C-D	4/6/20	4/6/20 11:21	MFF
1,1,2,2-Tetrachloroethane	ND	0.00060	0.00024	mg/Kg dry	1		SW-846 8260C-D	4/6/20	4/6/20 11:21	MFF
Tetrachloroethylene	ND	0.0012	0.00072	mg/Kg dry	1		SW-846 8260C-D	4/6/20	4/6/20 11:21	MFF
Tetrahydrofuran	ND	0.0060	0.00066	mg/Kg dry	1		SW-846 8260C-D	4/6/20	4/6/20 11:21	MFF
Toluene	ND	0.0012	0.00036	mg/Kg dry	1		SW-846 8260C-D	4/6/20	4/6/20 11:21	MFF
1,2,3-Trichlorobenzene	ND	0.0012	0.00060	mg/Kg dry	1		SW-846 8260C-D	4/6/20	4/6/20 11:21	MFF
1,2,4-Trichlorobenzene	ND	0.0012	0.00024	mg/Kg dry	1		SW-846 8260C-D	4/6/20	4/6/20 11:21	MFF
1,3,5-Trichlorobenzene	ND	0.0012	0.00018	mg/Kg dry	1		SW-846 8260C-D	4/6/20	4/6/20 11:21	MFF
1,1,1-Trichloroethane	ND	0.0012	0.00030	mg/Kg dry	1		SW-846 8260C-D	4/6/20	4/6/20 11:21	MFF
1,1,2-Trichloroethane	ND	0.0012	0.00024	mg/Kg dry	1		SW-846 8260C-D	4/6/20	4/6/20 11:21	MFF
Trichloroethylene	ND	0.0012	0.00048	mg/Kg dry	1		SW-846 8260C-D	4/6/20	4/6/20 11:21	MFF
Trichlorofluoromethane (Freon 11)	ND	0.0060	0.00042	mg/Kg dry	1		SW-846 8260C-D	4/6/20	4/6/20 11:21	MFF
1,2,3-Trichloropropane	ND	0.0012	0.00048	mg/Kg dry	1		SW-846 8260C-D	4/6/20	4/6/20 11:21	MFF
1,1,2-Trichloro-1,2,2-trifluoroethane (Freon 113)	ND	0.0060	0.00048	mg/Kg dry	1		SW-846 8260C-D	4/6/20	4/6/20 11:21	MFF
1,2,4-Trimethylbenzene	ND	0.0012	0.00018	mg/Kg dry	1		SW-846 8260C-D	4/6/20	4/6/20 11:21	MFF
1,3,5-Trimethylbenzene	ND	0.0012	0.00030	mg/Kg dry	1		SW-846 8260C-D	4/6/20	4/6/20 11:21	MFF
Vinyl Chloride	ND	0.0060	0.00054	mg/Kg dry	1		SW-846 8260C-D	4/6/20	4/6/20 11:21	MFF
m+p Xylene	ND	0.0024	0.00060	mg/Kg dry	1		SW-846 8260C-D	4/6/20	4/6/20 11:21	MFF
o-Xylene	ND	0.0012	0.00036	mg/Kg dry	1		SW-846 8260C-D	4/6/20	4/6/20 11:21	MFF
Surrogates		% Recovery	Recovery Limits			Flag/Qual				
1,2-Dichloroethane-d4		99.7	70-130						4/6/20 11:21	
Toluene-d8		100	70-130						4/6/20 11:21	
4-Bromofluorobenzene		101	70-130						4/6/20 11:21	

39 Spruce Street * East Longmeadow, MA 01028 * FAX 413/525-6405 * TEL. 413/525-2332

Project Location: 5525 VT Route 100

Sample Description:

Work Order: 20D0207

Date Received: 4/4/2020

Field Sample #: SB-5-9.0

Sampled: 4/2/2020 15:30

Sample ID: 20D0207-03

Sample Matrix: Soil

Semivolatile Organic Compounds by GC/MS

Analyte	Results	RL	DL	Units	Dilution	Flag/Qual	Method	Date Prepared	Date/Time Analyzed	Analyst
Acenaphthene (SIM)	ND	0.0092		mg/Kg dry	1		SW-846 8270D-E	4/10/20	4/13/20 12:30	imr
Acenaphthylene (SIM)	ND	0.0092		mg/Kg dry	1		SW-846 8270D-E	4/10/20	4/13/20 12:30	imr
Acetophenone	ND	0.38	0.14	mg/Kg dry	1		SW-846 8270D-E	4/10/20	4/11/20 18:14	BGL
Aniline	ND	0.38	0.089	mg/Kg dry	1		SW-846 8270D-E	4/10/20	4/11/20 18:14	BGL
Anthracene (SIM)	ND	0.0074		mg/Kg dry	1		SW-846 8270D-E	4/10/20	4/13/20 12:30	imr
Benzidine	ND	0.73	0.20	mg/Kg dry	1	V-04, V-05, V-35	SW-846 8270D-E	4/10/20	4/11/20 18:14	BGL
Benzo(a)anthracene (SIM)	ND	0.0018		mg/Kg dry	1		SW-846 8270D-E	4/10/20	4/13/20 12:30	imr
Benzo(a)pyrene (SIM)	ND	0.0018		mg/Kg dry	1		SW-846 8270D-E	4/10/20	4/13/20 12:30	imr
Benzo(b)fluoranthene (SIM)	ND	0.0018		mg/Kg dry	1		SW-846 8270D-E	4/10/20	4/13/20 12:30	imr
Benzo(g,h,i)perylene (SIM)	ND	0.018		mg/Kg dry	1		SW-846 8270D-E	4/10/20	4/13/20 12:30	imr
Benzo(k)fluoranthene (SIM)	ND	0.0074		mg/Kg dry	1		SW-846 8270D-E	4/10/20	4/13/20 12:30	imr
Benzoic Acid	ND	1.1	0.65	mg/Kg dry	1		SW-846 8270D-E	4/10/20	4/11/20 18:14	BGL
Bis(2-chloroethoxy)methane	ND	0.38	0.16	mg/Kg dry	1		SW-846 8270D-E	4/10/20	4/11/20 18:14	BGL
Bis(2-chloroethyl)ether	ND	0.38	0.19	mg/Kg dry	1		SW-846 8270D-E	4/10/20	4/11/20 18:14	BGL
Bis(2-chloroisopropyl)ether	ND	0.38	0.25	mg/Kg dry	1		SW-846 8270D-E	4/10/20	4/11/20 18:14	BGL
Bis(2-Ethylhexyl)phthalate	ND	0.38	0.11	mg/Kg dry	1		SW-846 8270D-E	4/10/20	4/11/20 18:14	BGL
4-Bromophenylphenylether	ND	0.38	0.11	mg/Kg dry	1		SW-846 8270D-E	4/10/20	4/11/20 18:14	BGL
Butylbenzylphthalate	ND	0.38	0.13	mg/Kg dry	1		SW-846 8270D-E	4/10/20	4/11/20 18:14	BGL
Carbazole	ND	0.19	0.10	mg/Kg dry	1		SW-846 8270D-E	4/10/20	4/11/20 18:14	BGL
4-Chloroaniline	ND	0.73	0.16	mg/Kg dry	1	V-34	SW-846 8270D-E	4/10/20	4/11/20 18:14	BGL
4-Chloro-3-methylphenol	ND	0.73	0.16	mg/Kg dry	1		SW-846 8270D-E	4/10/20	4/11/20 18:14	BGL
2-Chloronaphthalene	ND	0.38	0.11	mg/Kg dry	1		SW-846 8270D-E	4/10/20	4/11/20 18:14	BGL
2-Chlorophenol	ND	0.38	0.13	mg/Kg dry	1		SW-846 8270D-E	4/10/20	4/11/20 18:14	BGL
4-Chlorophenylphenylether	ND	0.38	0.13	mg/Kg dry	1		SW-846 8270D-E	4/10/20	4/11/20 18:14	BGL
Chrysene (SIM)	ND	0.0074		mg/Kg dry	1		SW-846 8270D-E	4/10/20	4/13/20 12:30	imr
Dibenz(a,h)anthracene (SIM)	ND	0.0018		mg/Kg dry	1		SW-846 8270D-E	4/10/20	4/13/20 12:30	imr
Dibenzofuran	ND	0.38	0.13	mg/Kg dry	1		SW-846 8270D-E	4/10/20	4/11/20 18:14	BGL
Di-n-butylphthalate	ND	0.38	0.11	mg/Kg dry	1		SW-846 8270D-E	4/10/20	4/11/20 18:14	BGL
1,2-Dichlorobenzene	ND	0.38	0.11	mg/Kg dry	1		SW-846 8270D-E	4/10/20	4/11/20 18:14	BGL
1,3-Dichlorobenzene	ND	0.38	0.11	mg/Kg dry	1		SW-846 8270D-E	4/10/20	4/11/20 18:14	BGL
1,4-Dichlorobenzene	ND	0.38	0.10	mg/Kg dry	1		SW-846 8270D-E	4/10/20	4/11/20 18:14	BGL
3,3-Dichlorobenzidine	ND	0.19	0.14	mg/Kg dry	1		SW-846 8270D-E	4/10/20	4/11/20 18:14	BGL
2,4-Dichlorophenol	ND	0.38	0.11	mg/Kg dry	1		SW-846 8270D-E	4/10/20	4/11/20 18:14	BGL
Diethylphthalate	ND	0.38	0.16	mg/Kg dry	1		SW-846 8270D-E	4/10/20	4/11/20 18:14	BGL
2,4-Dimethylphenol	ND	0.38	0.13	mg/Kg dry	1		SW-846 8270D-E	4/10/20	4/11/20 18:14	BGL
Dimethylphthalate	ND	0.38	0.14	mg/Kg dry	1		SW-846 8270D-E	4/10/20	4/11/20 18:14	BGL
4,6-Dinitro-2-methylphenol	ND	0.38	0.33	mg/Kg dry	1		SW-846 8270D-E	4/10/20	4/11/20 18:14	BGL
2,4-Dinitrophenol	ND	0.73	0.51	mg/Kg dry	1		SW-846 8270D-E	4/10/20	4/11/20 18:14	BGL
2,4-Dinitrotoluene	ND	0.38	0.18	mg/Kg dry	1		SW-846 8270D-E	4/10/20	4/11/20 18:14	BGL
2,6-Dinitrotoluene	ND	0.38	0.18	mg/Kg dry	1		SW-846 8270D-E	4/10/20	4/11/20 18:14	BGL
Di-n-octylphthalate	ND	0.38	0.17	mg/Kg dry	1		SW-846 8270D-E	4/10/20	4/11/20 18:14	BGL
1,2-Diphenylhydrazine/Azobenzene	ND	0.38	0.11	mg/Kg dry	1		SW-846 8270D-E	4/10/20	4/11/20 18:14	BGL
Fluoranthene (SIM)	ND	0.018		mg/Kg dry	1		SW-846 8270D-E	4/10/20	4/13/20 12:30	imr
Fluorene (SIM)	ND	0.037		mg/Kg dry	1		SW-846 8270D-E	4/10/20	4/13/20 12:30	imr

39 Spruce Street * East Longmeadow, MA 01028 * FAX 413/525-6405 * TEL. 413/525-2332

Project Location: 5525 VT Route 100

Sample Description:

Work Order: 20D0207

Date Received: 4/4/2020

Field Sample #: SB-5-9.0

Sampled: 4/2/2020 15:30

Sample ID: 20D0207-03

Sample Matrix: Soil

Semivolatile Organic Compounds by GC/MS

Analyte	Results	RL	DL	Units	Dilution	Flag/Qual	Method	Date Prepared	Date/Time Analyzed	Analyst
Hexachlorobenzene	ND	0.38	0.10	mg/Kg dry	1		SW-846 8270D-E	4/10/20	4/11/20 18:14	BGL
Hexachlorobutadiene	ND	0.38	0.14	mg/Kg dry	1		SW-846 8270D-E	4/10/20	4/11/20 18:14	BGL
Hexachlorocyclopentadiene	ND	0.38	0.31	mg/Kg dry	1		SW-846 8270D-E	4/10/20	4/11/20 18:14	BGL
Hexachloroethane	ND	0.38	0.12	mg/Kg dry	1		SW-846 8270D-E	4/10/20	4/11/20 18:14	BGL
Indeno(1,2,3-cd)pyrene (SIM)	ND	0.0074		mg/Kg dry	1		SW-846 8270D-E	4/10/20	4/13/20 12:30	imr
Isophorone	ND	0.38	0.13	mg/Kg dry	1		SW-846 8270D-E	4/10/20	4/11/20 18:14	BGL
1-Methylnaphthalene	ND	0.19	0.10	mg/Kg dry	1		SW-846 8270D-E	4/10/20	4/11/20 18:14	BGL
2-Methylnaphthalene (SIM)	ND	0.037		mg/Kg dry	1		SW-846 8270D-E	4/10/20	4/13/20 12:30	imr
2-Methylphenol	ND	0.38	0.14	mg/Kg dry	1		SW-846 8270D-E	4/10/20	4/11/20 18:14	BGL
3/4-Methylphenol	ND	0.38	0.13	mg/Kg dry	1		SW-846 8270D-E	4/10/20	4/11/20 18:14	BGL
Naphthalene (SIM)	ND	0.037		mg/Kg dry	1		SW-846 8270D-E	4/10/20	4/13/20 12:30	imr
2-Nitroaniline	ND	0.38	0.22	mg/Kg dry	1		SW-846 8270D-E	4/10/20	4/11/20 18:14	BGL
3-Nitroaniline	ND	0.38	0.16	mg/Kg dry	1		SW-846 8270D-E	4/10/20	4/11/20 18:14	BGL
4-Nitroaniline	ND	0.38	0.14	mg/Kg dry	1		SW-846 8270D-E	4/10/20	4/11/20 18:14	BGL
Nitrobenzene	ND	0.38	0.16	mg/Kg dry	1		SW-846 8270D-E	4/10/20	4/11/20 18:14	BGL
2-Nitrophenol	ND	0.38	0.16	mg/Kg dry	1		SW-846 8270D-E	4/10/20	4/11/20 18:14	BGL
4-Nitrophenol	ND	0.73	0.27	mg/Kg dry	1		SW-846 8270D-E	4/10/20	4/11/20 18:14	BGL
N-Nitrosodimethylamine	ND	0.38	0.20	mg/Kg dry	1		SW-846 8270D-E	4/10/20	4/11/20 18:14	BGL
N-Nitrosodiphenylamine/Diphenylamine	ND	0.38	0.11	mg/Kg dry	1		SW-846 8270D-E	4/10/20	4/11/20 18:14	BGL
N-Nitrosodi-n-propylamine	ND	0.38	0.17	mg/Kg dry	1		SW-846 8270D-E	4/10/20	4/11/20 18:14	BGL
Pentachloronitrobenzene	ND	0.38	0.13	mg/Kg dry	1		SW-846 8270D-E	4/10/20	4/11/20 18:14	BGL
Pentachlorophenol	ND	0.38	0.25	mg/Kg dry	1		SW-846 8270D-E	4/10/20	4/11/20 18:14	BGL
Phenanthrene (SIM)	ND	0.0092		mg/Kg dry	1		SW-846 8270D-E	4/10/20	4/13/20 12:30	imr
Phenol	ND	0.38	0.13	mg/Kg dry	1		SW-846 8270D-E	4/10/20	4/11/20 18:14	BGL
Pyrene (SIM)	ND	0.037		mg/Kg dry	1		SW-846 8270D-E	4/10/20	4/13/20 12:30	imr
Pyridine	ND	0.38	0.11	mg/Kg dry	1		SW-846 8270D-E	4/10/20	4/11/20 18:14	BGL
1,2,4,5-Tetrachlorobenzene	ND	0.38	0.14	mg/Kg dry	1		SW-846 8270D-E	4/10/20	4/11/20 18:14	BGL
1,2,4-Trichlorobenzene	ND	0.38	0.12	mg/Kg dry	1		SW-846 8270D-E	4/10/20	4/11/20 18:14	BGL
2,4,5-Trichlorophenol	ND	0.38	0.13	mg/Kg dry	1		SW-846 8270D-E	4/10/20	4/11/20 18:14	BGL
2,4,6-Trichlorophenol	ND	0.38	0.13	mg/Kg dry	1		SW-846 8270D-E	4/10/20	4/11/20 18:14	BGL

Surrogates	% Recovery	Recovery Limits	Flag/Qual
2-Fluorophenol	64.9	30-130	4/11/20 18:14
Phenol-d6	69.0	30-130	4/11/20 18:14
Nitrobenzene-d5	71.0	30-130	4/13/20 12:30
Nitrobenzene-d5	59.8	30-130	4/11/20 18:14
2-Fluorobiphenyl	61.3	30-130	4/13/20 12:30
2-Fluorobiphenyl	80.2	30-130	4/11/20 18:14
2,4,6-Tribromophenol	58.5	30-130	4/11/20 18:14
p-Terphenyl-d14	62.9	30-130	4/13/20 12:30
p-Terphenyl-d14	78.6	30-130	4/11/20 18:14

39 Spruce Street * East Longmeadow, MA 01028 * FAX 413/525-6405 * TEL. 413/525-2332

Project Location: 5525 VT Route 100

Sample Description:

Work Order: 20D0207

Date Received: 4/4/2020

Field Sample #: SB-5-9.0

Sampled: 4/2/2020 15:30

Sample ID: 20D0207-03

Sample Matrix: Soil

Petroleum Hydrocarbons Analyses

Analyte	Results	RL	Units	Dilution	Flag/Qual	Method	Date Prepared	Date/Time Analyzed	Analyst
TPH (C9-C36)	11	9.2	mg/Kg dry	1	Z-01a	SW-846 8015C	4/9/20	4/11/20 3:00	RMW
Surrogates		% Recovery	Recovery Limits		Flag/Qual				
2-Fluorobiphenyl		76.6	40-140					4/11/20 3:00	

39 Spruce Street * East Longmeadow, MA 01028 * FAX 413/525-6405 * TEL. 413/525-2332

Project Location: 5525 VT Route 100

Sample Description:

Work Order: 20D0207

Date Received: 4/4/2020

Sampled: 4/2/2020 15:30

Field Sample #: SB-5-9.0

Sample ID: 20D0207-03

Sample Matrix: Soil

Metals Analyses (Total)

Analyte	Results	RL	DL	Units	Dilution	Flag/Qual	Method	Date Prepared	Date/Time Analyzed	Analyst
Antimony	ND	1.8	0.69	mg/Kg dry	1		SW-846 6010D	4/8/20	4/8/20 20:38	QNW
Arsenic	16	3.7	0.60	mg/Kg dry	1		SW-846 6010D	4/8/20	4/8/20 20:38	QNW
Barium	18	1.8	0.25	mg/Kg dry	1		SW-846 6010D	4/8/20	4/8/20 20:38	QNW
Beryllium	0.21	0.18	0.10	mg/Kg dry	1		SW-846 6010D	4/8/20	4/8/20 20:38	QNW
Cadmium	ND	0.37	0.10	mg/Kg dry	1		SW-846 6010D	4/8/20	4/8/20 20:38	QNW
Chromium	21	0.73	0.44	mg/Kg dry	1		SW-846 6010D	4/8/20	4/8/20 20:38	QNW
Copper	33	0.73	0.45	mg/Kg dry	1		SW-846 6010D	4/8/20	4/8/20 20:38	QNW
Lead	14	0.55	0.36	mg/Kg dry	1		SW-846 6010D	4/8/20	4/8/20 20:38	QNW
Mercury	0.017	0.028	0.0083	mg/Kg dry	1	J	SW-846 7471B	4/6/20	4/7/20 14:03	CJV
Nickel	54	0.73	0.43	mg/Kg dry	1		SW-846 6010D	4/8/20	4/8/20 20:38	QNW
Selenium	ND	3.7	0.82	mg/Kg dry	1		SW-846 6010D	4/8/20	4/8/20 20:38	QNW
Silver	ND	0.37	0.22	mg/Kg dry	1		SW-846 6010D	4/8/20	4/8/20 20:38	QNW
Thallium	ND	1.8	1.5	mg/Kg dry	1		SW-846 6010D	4/8/20	4/8/20 20:38	QNW
Zinc	52	0.73	0.28	mg/Kg dry	1	B-07	SW-846 6010D	4/8/20	4/8/20 20:38	QNW

39 Spruce Street * East Longmeadow, MA 01028 * FAX 413/525-6405 * TEL. 413/525-2332

Project Location: 5525 VT Route 100

Sample Description:

Work Order: 20D0207

Date Received: 4/4/2020

Sampled: 4/2/2020 15:30

Field Sample #: SB-5-9.0

Sample ID: 20D0207-03

Sample Matrix: Soil

Conventional Chemistry Parameters by EPA/APHA/SW-846 Methods (Total)

Analyte	Results	RL	Units	Dilution	Flag/Qual	Method	Date Prepared	Date/Time Analyzed	Analyst
% Solids	90.0		% Wt	1		SM 2540G	4/14/20	4/14/20 15:58	CAH

39 Spruce Street * East Longmeadow, MA 01028 * FAX 413/525-6405 * TEL. 413/525-2332

Project Location: 5525 VT Route 100

Sample Description:

Work Order: 20D0207

Date Received: 4/4/2020

Field Sample #: SB-2-12.0

Sampled: 4/2/2020 15:00

Sample ID: 20D0207-04

Sample Matrix: Soil

Volatile Organic Compounds by GC/MS

Analyte	Results	RL	DL	Units	Dilution	Flag/Qual	Method	Date Prepared	Date/Time Analyzed	Analyst
Acetone	ND	1.8	0.13	mg/Kg dry	1		SW-846 8260C-D	4/6/20	4/7/20 2:21	LBD
Acrylonitrile	ND	0.18	0.018	mg/Kg dry	1		SW-846 8260C-D	4/6/20	4/7/20 2:21	LBD
tert-Amyl Methyl Ether (TAME)	ND	0.018	0.0050	mg/Kg dry	1		SW-846 8260C-D	4/6/20	4/7/20 2:21	LBD
Benzene	ND	0.036	0.0064	mg/Kg dry	1		SW-846 8260C-D	4/6/20	4/7/20 2:21	LBD
Bromobenzene	ND	0.036	0.0053	mg/Kg dry	1		SW-846 8260C-D	4/6/20	4/7/20 2:21	LBD
Bromochloromethane	ND	0.036	0.011	mg/Kg dry	1		SW-846 8260C-D	4/6/20	4/7/20 2:21	LBD
Bromodichloromethane	ND	0.036	0.0057	mg/Kg dry	1		SW-846 8260C-D	4/6/20	4/7/20 2:21	LBD
Bromoform	ND	0.036	0.016	mg/Kg dry	1		SW-846 8260C-D	4/6/20	4/7/20 2:21	LBD
Bromomethane	ND	0.071	0.028	mg/Kg dry	1		SW-846 8260C-D	4/6/20	4/7/20 2:21	LBD
2-Butanone (MEK)	ND	0.71	0.069	mg/Kg dry	1		SW-846 8260C-D	4/6/20	4/7/20 2:21	LBD
tert-Butyl Alcohol (TBA)	ND	0.71	0.15	mg/Kg dry	1	R-05	SW-846 8260C-D	4/6/20	4/7/20 2:21	LBD
n-Butylbenzene	1.4	0.036	0.0075	mg/Kg dry	1		SW-846 8260C-D	4/6/20	4/7/20 2:21	LBD
sec-Butylbenzene	0.32	0.036	0.0057	mg/Kg dry	1		SW-846 8260C-D	4/6/20	4/7/20 2:21	LBD
tert-Butylbenzene	0.014	0.036	0.0060	mg/Kg dry	1	J	SW-846 8260C-D	4/6/20	4/7/20 2:21	LBD
tert-Butyl Ethyl Ether (TBEE)	ND	0.018	0.0057	mg/Kg dry	1		SW-846 8260C-D	4/6/20	4/7/20 2:21	LBD
Carbon Disulfide	ND	0.18	0.16	mg/Kg dry	1		SW-846 8260C-D	4/6/20	4/7/20 2:21	LBD
Carbon Tetrachloride	ND	0.036	0.0039	mg/Kg dry	1		SW-846 8260C-D	4/6/20	4/7/20 2:21	LBD
Chlorobenzene	ND	0.036	0.0053	mg/Kg dry	1		SW-846 8260C-D	4/6/20	4/7/20 2:21	LBD
Chlorodibromomethane	ND	0.018	0.0075	mg/Kg dry	1		SW-846 8260C-D	4/6/20	4/7/20 2:21	LBD
Chloroethane	ND	0.071	0.012	mg/Kg dry	1		SW-846 8260C-D	4/6/20	4/7/20 2:21	LBD
Chloroform	0.065	0.071	0.0060	mg/Kg dry	1	J	SW-846 8260C-D	4/6/20	4/7/20 2:21	LBD
Chloromethane	0.074	0.071	0.016	mg/Kg dry	1	V-06	SW-846 8260C-D	4/6/20	4/7/20 2:21	LBD
2-Chlorotoluene	ND	0.036	0.0043	mg/Kg dry	1		SW-846 8260C-D	4/6/20	4/7/20 2:21	LBD
4-Chlorotoluene	ND	0.036	0.0050	mg/Kg dry	1		SW-846 8260C-D	4/6/20	4/7/20 2:21	LBD
1,2-Dibromo-3-chloropropane (DBCP)	ND	0.18	0.019	mg/Kg dry	1		SW-846 8260C-D	4/6/20	4/7/20 2:21	LBD
1,2-Dibromoethane (EDB)	ND	0.018	0.0068	mg/Kg dry	1		SW-846 8260C-D	4/6/20	4/7/20 2:21	LBD
Dibromomethane	ND	0.036	0.013	mg/Kg dry	1		SW-846 8260C-D	4/6/20	4/7/20 2:21	LBD
1,2-Dichlorobenzene	ND	0.036	0.0057	mg/Kg dry	1		SW-846 8260C-D	4/6/20	4/7/20 2:21	LBD
1,3-Dichlorobenzene	ND	0.036	0.0043	mg/Kg dry	1		SW-846 8260C-D	4/6/20	4/7/20 2:21	LBD
1,4-Dichlorobenzene	ND	0.036	0.0046	mg/Kg dry	1		SW-846 8260C-D	4/6/20	4/7/20 2:21	LBD
trans-1,4-Dichloro-2-butene	ND	0.071	0.011	mg/Kg dry	1		SW-846 8260C-D	4/6/20	4/7/20 2:21	LBD
Dichlorodifluoromethane (Freon 12)	ND	0.071	0.0092	mg/Kg dry	1		SW-846 8260C-D	4/6/20	4/7/20 2:21	LBD
1,1-Dichloroethane	ND	0.036	0.0057	mg/Kg dry	1		SW-846 8260C-D	4/6/20	4/7/20 2:21	LBD
1,2-Dichloroethane	ND	0.036	0.015	mg/Kg dry	1		SW-846 8260C-D	4/6/20	4/7/20 2:21	LBD
1,1-Dichloroethylene	ND	0.036	0.011	mg/Kg dry	1		SW-846 8260C-D	4/6/20	4/7/20 2:21	LBD
cis-1,2-Dichloroethylene	ND	0.036	0.0046	mg/Kg dry	1		SW-846 8260C-D	4/6/20	4/7/20 2:21	LBD
trans-1,2-Dichloroethylene	ND	0.036	0.011	mg/Kg dry	1		SW-846 8260C-D	4/6/20	4/7/20 2:21	LBD
1,2-Dichloropropane	ND	0.036	0.0071	mg/Kg dry	1		SW-846 8260C-D	4/6/20	4/7/20 2:21	LBD
1,3-Dichloropropane	ND	0.018	0.0039	mg/Kg dry	1		SW-846 8260C-D	4/6/20	4/7/20 2:21	LBD
2,2-Dichloropropane	ND	0.036	0.0071	mg/Kg dry	1		SW-846 8260C-D	4/6/20	4/7/20 2:21	LBD
1,1-Dichloropropene	ND	0.071	0.0057	mg/Kg dry	1		SW-846 8260C-D	4/6/20	4/7/20 2:21	LBD
cis-1,3-Dichloropropene	ND	0.018	0.0046	mg/Kg dry	1		SW-846 8260C-D	4/6/20	4/7/20 2:21	LBD
trans-1,3-Dichloropropene	ND	0.018	0.0082	mg/Kg dry	1		SW-846 8260C-D	4/6/20	4/7/20 2:21	LBD
Diethyl Ether	ND	0.071	0.012	mg/Kg dry	1		SW-846 8260C-D	4/6/20	4/7/20 2:21	LBD

39 Spruce Street * East Longmeadow, MA 01028 * FAX 413/525-6405 * TEL. 413/525-2332

Project Location: 5525 VT Route 100

Sample Description:

Work Order: 20D0207

Date Received: 4/4/2020

Field Sample #: SB-2-12.0

Sampled: 4/2/2020 15:00

Sample ID: 20D0207-04

Sample Matrix: Soil

Volatile Organic Compounds by GC/MS

Analyte	Results	RL	DL	Units	Dilution	Flag/Qual	Method	Date Prepared	Date/Time Analyzed	Analyst
Diisopropyl Ether (DIPE)	ND	0.018	0.0060	mg/Kg dry	1		SW-846 8260C-D	4/6/20	4/7/20 2:21	LBD
1,4-Dioxane	ND	1.8	0.80	mg/Kg dry	1		SW-846 8260C-D	4/6/20	4/7/20 2:21	LBD
Ethylbenzene	0.12	0.036	0.0046	mg/Kg dry	1		SW-846 8260C-D	4/6/20	4/7/20 2:21	LBD
Hexachlorobutadiene	ND	0.036	0.017	mg/Kg dry	1		SW-846 8260C-D	4/6/20	4/7/20 2:21	LBD
2-Hexanone (MBK)	ND	0.36	0.054	mg/Kg dry	1		SW-846 8260C-D	4/6/20	4/7/20 2:21	LBD
Isopropylbenzene (Cumene)	0.42	0.036	0.0060	mg/Kg dry	1		SW-846 8260C-D	4/6/20	4/7/20 2:21	LBD
p-Isopropyltoluene (p-Cymene)	0.15	0.036	0.0071	mg/Kg dry	1		SW-846 8260C-D	4/6/20	4/7/20 2:21	LBD
Methyl Acetate	ND	0.36	0.015	mg/Kg dry	1		SW-846 8260C-D	4/6/20	4/7/20 2:21	LBD
Methyl tert-Butyl Ether (MTBE)	ND	0.036	0.0089	mg/Kg dry	1		SW-846 8260C-D	4/6/20	4/7/20 2:21	LBD
Methyl Cyclohexane	2.0	0.036	0.0071	mg/Kg dry	1		SW-846 8260C-D	4/6/20	4/7/20 2:21	LBD
Methylene Chloride	ND	0.18	0.012	mg/Kg dry	1		SW-846 8260C-D	4/6/20	4/7/20 2:21	LBD
4-Methyl-2-pentanone (MIBK)	ND	0.36	0.059	mg/Kg dry	1		SW-846 8260C-D	4/6/20	4/7/20 2:21	LBD
Naphthalene	0.19	0.071	0.011	mg/Kg dry	1		SW-846 8260C-D	4/6/20	4/7/20 2:21	LBD
n-Propylbenzene	1.6	0.036	0.0046	mg/Kg dry	1		SW-846 8260C-D	4/6/20	4/7/20 2:21	LBD
Styrene	ND	0.036	0.0039	mg/Kg dry	1		SW-846 8260C-D	4/6/20	4/7/20 2:21	LBD
1,1,1,2-Tetrachloroethane	ND	0.036	0.0096	mg/Kg dry	1		SW-846 8260C-D	4/6/20	4/7/20 2:21	LBD
1,1,2,2-Tetrachloroethane	ND	0.018	0.0078	mg/Kg dry	1		SW-846 8260C-D	4/6/20	4/7/20 2:21	LBD
Tetrachloroethylene	ND	0.036	0.0064	mg/Kg dry	1		SW-846 8260C-D	4/6/20	4/7/20 2:21	LBD
Tetrahydrofuran	ND	0.36	0.018	mg/Kg dry	1		SW-846 8260C-D	4/6/20	4/7/20 2:21	LBD
Toluene	ND	0.036	0.0050	mg/Kg dry	1		SW-846 8260C-D	4/6/20	4/7/20 2:21	LBD
1,2,3-Trichlorobenzene	ND	0.18	0.020	mg/Kg dry	1		SW-846 8260C-D	4/6/20	4/7/20 2:21	LBD
1,2,4-Trichlorobenzene	ND	0.036	0.014	mg/Kg dry	1		SW-846 8260C-D	4/6/20	4/7/20 2:21	LBD
1,3,5-Trichlorobenzene	ND	0.036	0.011	mg/Kg dry	1		SW-846 8260C-D	4/6/20	4/7/20 2:21	LBD
1,1,1-Trichloroethane	ND	0.036	0.0071	mg/Kg dry	1		SW-846 8260C-D	4/6/20	4/7/20 2:21	LBD
1,1,2-Trichloroethane	ND	0.036	0.0057	mg/Kg dry	1		SW-846 8260C-D	4/6/20	4/7/20 2:21	LBD
Trichloroethylene	ND	0.036	0.0085	mg/Kg dry	1		SW-846 8260C-D	4/6/20	4/7/20 2:21	LBD
Trichlorofluoromethane (Freon 11)	ND	0.071	0.012	mg/Kg dry	1		SW-846 8260C-D	4/6/20	4/7/20 2:21	LBD
1,2,3-Trichloropropane	ND	0.071	0.0089	mg/Kg dry	1		SW-846 8260C-D	4/6/20	4/7/20 2:21	LBD
1,1,2-Trichloro-1,2,2-trifluoroethane (Freon 113)	ND	0.036	0.011	mg/Kg dry	1		SW-846 8260C-D	4/6/20	4/7/20 2:21	LBD
1,2,4-Trimethylbenzene	8.0	7.1	1.3	mg/Kg dry	200		SW-846 8260C-D	4/6/20	4/7/20 6:45	LBD
1,3,5-Trimethylbenzene	3.7	0.036	0.0050	mg/Kg dry	1		SW-846 8260C-D	4/6/20	4/7/20 2:21	LBD
Vinyl Chloride	ND	0.071	0.016	mg/Kg dry	1		SW-846 8260C-D	4/6/20	4/7/20 2:21	LBD
m+p Xylene	1.3	0.071	0.011	mg/Kg dry	1		SW-846 8260C-D	4/6/20	4/7/20 2:21	LBD
o-Xylene	0.22	0.036	0.0060	mg/Kg dry	1		SW-846 8260C-D	4/6/20	4/7/20 2:21	LBD

Surrogates	% Recovery	Recovery Limits	Flag/Qual
1,2-Dichloroethane-d4	109	70-130	4/7/20 6:45
1,2-Dichloroethane-d4	113	70-130	4/7/20 2:21
Toluene-d8	98.2	70-130	4/7/20 6:45
Toluene-d8	99.8	70-130	4/7/20 2:21
4-Bromofluorobenzene	98.5	70-130	4/7/20 2:21
4-Bromofluorobenzene	95.3	70-130	4/7/20 6:45

39 Spruce Street * East Longmeadow, MA 01028 * FAX 413/525-6405 * TEL. 413/525-2332

Project Location: 5525 VT Route 100

Sample Description:

Work Order: 20D0207

Date Received: 4/4/2020

Field Sample #: SB-2-12.0

Sampled: 4/2/2020 15:00

Sample ID: 20D0207-04

Sample Matrix: Soil

Sample Flags: RL-12

Semivolatile Organic Compounds by GC/MS

Analyte	Results	RL	DL	Units	Dilution	Flag/Qual	Method	Date Prepared	Date/Time Analyzed	Analyst
Acenaphthene (SIM)	ND	0.035		mg/Kg dry	4		SW-846 8270D-E	4/10/20	4/11/20 21:56	IMR
Acenaphthylene (SIM)	ND	0.035		mg/Kg dry	4		SW-846 8270D-E	4/10/20	4/11/20 21:56	IMR
Acetophenone	ND	0.36	0.14	mg/Kg dry	1		SW-846 8270D-E	4/10/20	4/11/20 18:39	BGL
Aniline	ND	0.36	0.084	mg/Kg dry	1		SW-846 8270D-E	4/10/20	4/11/20 18:39	BGL
Anthracene (SIM)	ND	0.028		mg/Kg dry	4		SW-846 8270D-E	4/10/20	4/11/20 21:56	IMR
Benzidine	ND	0.69	0.19	mg/Kg dry	1	V-04, V-05, V-35	SW-846 8270D-E	4/10/20	4/11/20 18:39	BGL
Benzo(a)anthracene (SIM)	ND	0.0070		mg/Kg dry	4		SW-846 8270D-E	4/10/20	4/11/20 21:56	IMR
Benzo(a)pyrene (SIM)	ND	0.0070		mg/Kg dry	4		SW-846 8270D-E	4/10/20	4/11/20 21:56	IMR
Benzo(b)fluoranthene (SIM)	ND	0.0070		mg/Kg dry	4		SW-846 8270D-E	4/10/20	4/11/20 21:56	IMR
Benzo(g,h,i)perylene (SIM)	ND	0.070		mg/Kg dry	4		SW-846 8270D-E	4/10/20	4/11/20 21:56	IMR
Benzo(k)fluoranthene (SIM)	ND	0.028		mg/Kg dry	4		SW-846 8270D-E	4/10/20	4/11/20 21:56	IMR
Benzoic Acid	ND	1.1	0.62	mg/Kg dry	1		SW-846 8270D-E	4/10/20	4/11/20 18:39	BGL
Bis(2-chloroethoxy)methane	ND	0.36	0.15	mg/Kg dry	1		SW-846 8270D-E	4/10/20	4/11/20 18:39	BGL
Bis(2-chloroethyl)ether	ND	0.36	0.18	mg/Kg dry	1		SW-846 8270D-E	4/10/20	4/11/20 18:39	BGL
Bis(2-chloroisopropyl)ether	ND	0.36	0.24	mg/Kg dry	1		SW-846 8270D-E	4/10/20	4/11/20 18:39	BGL
Bis(2-Ethylhexyl)phthalate	ND	0.36	0.11	mg/Kg dry	1		SW-846 8270D-E	4/10/20	4/11/20 18:39	BGL
4-Bromophenylphenylether	ND	0.36	0.11	mg/Kg dry	1		SW-846 8270D-E	4/10/20	4/11/20 18:39	BGL
Butylbenzylphthalate	ND	0.36	0.13	mg/Kg dry	1		SW-846 8270D-E	4/10/20	4/11/20 18:39	BGL
Carbazole	ND	0.18	0.095	mg/Kg dry	1		SW-846 8270D-E	4/10/20	4/11/20 18:39	BGL
4-Chloroaniline	ND	0.69	0.15	mg/Kg dry	1	V-34	SW-846 8270D-E	4/10/20	4/11/20 18:39	BGL
4-Chloro-3-methylphenol	ND	0.69	0.15	mg/Kg dry	1		SW-846 8270D-E	4/10/20	4/11/20 18:39	BGL
2-Chloronaphthalene	ND	0.36	0.11	mg/Kg dry	1		SW-846 8270D-E	4/10/20	4/11/20 18:39	BGL
2-Chlorophenol	ND	0.36	0.13	mg/Kg dry	1		SW-846 8270D-E	4/10/20	4/11/20 18:39	BGL
4-Chlorophenylphenylether	ND	0.36	0.13	mg/Kg dry	1		SW-846 8270D-E	4/10/20	4/11/20 18:39	BGL
Chrysene (SIM)	ND	0.028		mg/Kg dry	4		SW-846 8270D-E	4/10/20	4/11/20 21:56	IMR
Dibenz(a,h)anthracene (SIM)	ND	0.0070		mg/Kg dry	4		SW-846 8270D-E	4/10/20	4/11/20 21:56	IMR
Dibenzofuran	ND	0.36	0.13	mg/Kg dry	1		SW-846 8270D-E	4/10/20	4/11/20 18:39	BGL
Di-n-butylphthalate	ND	0.36	0.11	mg/Kg dry	1		SW-846 8270D-E	4/10/20	4/11/20 18:39	BGL
1,2-Dichlorobenzene	ND	0.36	0.11	mg/Kg dry	1		SW-846 8270D-E	4/10/20	4/11/20 18:39	BGL
1,3-Dichlorobenzene	ND	0.36	0.11	mg/Kg dry	1		SW-846 8270D-E	4/10/20	4/11/20 18:39	BGL
1,4-Dichlorobenzene	ND	0.36	0.095	mg/Kg dry	1		SW-846 8270D-E	4/10/20	4/11/20 18:39	BGL
3,3-Dichlorobenzidine	ND	0.18	0.14	mg/Kg dry	1		SW-846 8270D-E	4/10/20	4/11/20 18:39	BGL
2,4-Dichlorophenol	ND	0.36	0.11	mg/Kg dry	1		SW-846 8270D-E	4/10/20	4/11/20 18:39	BGL
Diethylphthalate	ND	0.36	0.15	mg/Kg dry	1		SW-846 8270D-E	4/10/20	4/11/20 18:39	BGL
2,4-Dimethylphenol	ND	0.36	0.13	mg/Kg dry	1		SW-846 8270D-E	4/10/20	4/11/20 18:39	BGL
Dimethylphthalate	ND	0.36	0.14	mg/Kg dry	1		SW-846 8270D-E	4/10/20	4/11/20 18:39	BGL
4,6-Dinitro-2-methylphenol	ND	0.36	0.32	mg/Kg dry	1		SW-846 8270D-E	4/10/20	4/11/20 18:39	BGL
2,4-Dinitrophenol	ND	0.69	0.48	mg/Kg dry	1		SW-846 8270D-E	4/10/20	4/11/20 18:39	BGL
2,4-Dinitrotoluene	ND	0.36	0.17	mg/Kg dry	1		SW-846 8270D-E	4/10/20	4/11/20 18:39	BGL
2,6-Dinitrotoluene	ND	0.36	0.17	mg/Kg dry	1		SW-846 8270D-E	4/10/20	4/11/20 18:39	BGL
Di-n-octylphthalate	ND	0.36	0.16	mg/Kg dry	1		SW-846 8270D-E	4/10/20	4/11/20 18:39	BGL
1,2-Diphenylhydrazine/Azobenzene	ND	0.36	0.11	mg/Kg dry	1		SW-846 8270D-E	4/10/20	4/11/20 18:39	BGL
Fluoranthene (SIM)	ND	0.070		mg/Kg dry	4		SW-846 8270D-E	4/10/20	4/11/20 21:56	IMR
Fluorene (SIM)	ND	0.14		mg/Kg dry	4		SW-846 8270D-E	4/10/20	4/11/20 21:56	IMR

39 Spruce Street * East Longmeadow, MA 01028 * FAX 413/525-6405 * TEL. 413/525-2332

Project Location: 5525 VT Route 100

Sample Description:

Work Order: 20D0207

Date Received: 4/4/2020

Field Sample #: SB-2-12.0

Sampled: 4/2/2020 15:00

Sample ID: 20D0207-04

Sample Matrix: Soil

Sample Flags: RL-12

Semivolatile Organic Compounds by GC/MS

Analyte	Results	RL	DL	Units	Dilution	Flag/Qual	Method	Date Prepared	Date/Time Analyzed	Analyst
Hexachlorobenzene	ND	0.36	0.095	mg/Kg dry	1		SW-846 8270D-E	4/10/20	4/11/20 18:39	BGL
Hexachlorobutadiene	ND	0.36	0.14	mg/Kg dry	1		SW-846 8270D-E	4/10/20	4/11/20 18:39	BGL
Hexachlorocyclopentadiene	ND	0.36	0.29	mg/Kg dry	1		SW-846 8270D-E	4/10/20	4/11/20 18:39	BGL
Hexachloroethane	ND	0.36	0.12	mg/Kg dry	1		SW-846 8270D-E	4/10/20	4/11/20 18:39	BGL
Indeno(1,2,3-cd)pyrene (SIM)	ND	0.028		mg/Kg dry	4		SW-846 8270D-E	4/10/20	4/11/20 21:56	IMR
Isophorone	ND	0.36	0.13	mg/Kg dry	1		SW-846 8270D-E	4/10/20	4/11/20 18:39	BGL
1-Methylnaphthalene	ND	0.18	0.095	mg/Kg dry	1		SW-846 8270D-E	4/10/20	4/11/20 18:39	BGL
2-Methylnaphthalene (SIM)	ND	0.14		mg/Kg dry	4		SW-846 8270D-E	4/10/20	4/11/20 21:56	IMR
2-Methylphenol	ND	0.36	0.14	mg/Kg dry	1		SW-846 8270D-E	4/10/20	4/11/20 18:39	BGL
3/4-Methylphenol	ND	0.36	0.13	mg/Kg dry	1		SW-846 8270D-E	4/10/20	4/11/20 18:39	BGL
Naphthalene (SIM)	ND	0.14		mg/Kg dry	4		SW-846 8270D-E	4/10/20	4/11/20 21:56	IMR
2-Nitroaniline	ND	0.36	0.21	mg/Kg dry	1		SW-846 8270D-E	4/10/20	4/11/20 18:39	BGL
3-Nitroaniline	ND	0.36	0.15	mg/Kg dry	1		SW-846 8270D-E	4/10/20	4/11/20 18:39	BGL
4-Nitroaniline	ND	0.36	0.14	mg/Kg dry	1		SW-846 8270D-E	4/10/20	4/11/20 18:39	BGL
Nitrobenzene	ND	0.36	0.15	mg/Kg dry	1		SW-846 8270D-E	4/10/20	4/11/20 18:39	BGL
2-Nitrophenol	ND	0.36	0.15	mg/Kg dry	1		SW-846 8270D-E	4/10/20	4/11/20 18:39	BGL
4-Nitrophenol	ND	0.69	0.25	mg/Kg dry	1		SW-846 8270D-E	4/10/20	4/11/20 18:39	BGL
N-Nitrosodimethylamine	ND	0.36	0.19	mg/Kg dry	1		SW-846 8270D-E	4/10/20	4/11/20 18:39	BGL
N-Nitrosodiphenylamine/Diphenylamine	ND	0.36	0.11	mg/Kg dry	1		SW-846 8270D-E	4/10/20	4/11/20 18:39	BGL
N-Nitrosodi-n-propylamine	ND	0.36	0.16	mg/Kg dry	1		SW-846 8270D-E	4/10/20	4/11/20 18:39	BGL
Pentachloronitrobenzene	ND	0.36	0.13	mg/Kg dry	1		SW-846 8270D-E	4/10/20	4/11/20 18:39	BGL
Pentachlorophenol	ND	0.36	0.24	mg/Kg dry	1		SW-846 8270D-E	4/10/20	4/11/20 18:39	BGL
Phenanthrene (SIM)	ND	0.035		mg/Kg dry	4		SW-846 8270D-E	4/10/20	4/11/20 21:56	IMR
Phenol	ND	0.36	0.13	mg/Kg dry	1		SW-846 8270D-E	4/10/20	4/11/20 18:39	BGL
Pyrene (SIM)	ND	0.14		mg/Kg dry	4		SW-846 8270D-E	4/10/20	4/11/20 21:56	IMR
Pyridine	ND	0.36	0.11	mg/Kg dry	1		SW-846 8270D-E	4/10/20	4/11/20 18:39	BGL
1,2,4,5-Tetrachlorobenzene	ND	0.36	0.14	mg/Kg dry	1		SW-846 8270D-E	4/10/20	4/11/20 18:39	BGL
1,2,4-Trichlorobenzene	ND	0.36	0.12	mg/Kg dry	1		SW-846 8270D-E	4/10/20	4/11/20 18:39	BGL
2,4,5-Trichlorophenol	ND	0.36	0.13	mg/Kg dry	1		SW-846 8270D-E	4/10/20	4/11/20 18:39	BGL
2,4,6-Trichlorophenol	ND	0.36	0.13	mg/Kg dry	1		SW-846 8270D-E	4/10/20	4/11/20 18:39	BGL

Surrogates	% Recovery	Recovery Limits	Flag/Qual
2-Fluorophenol	71.4	30-130	4/11/20 18:39
Phenol-d6	74.0	30-130	4/11/20 18:39
Nitrobenzene-d5	64.4	30-130	4/11/20 18:39
Nitrobenzene-d5	83.1	30-130	4/11/20 21:56
2-Fluorobiphenyl	80.0	30-130	4/11/20 18:39
2-Fluorobiphenyl	73.8	30-130	4/11/20 21:56
2,4,6-Tribromophenol	69.2	30-130	4/11/20 18:39
p-Terphenyl-d14	86.9	30-130	4/11/20 18:39
p-Terphenyl-d14	82.4	30-130	4/11/20 21:56

39 Spruce Street * East Longmeadow, MA 01028 * FAX 413/525-6405 * TEL. 413/525-2332

Project Location: 5525 VT Route 100

Sample Description:

Work Order: 20D0207

Date Received: 4/4/2020

Field Sample #: SB-2-12.0

Sampled: 4/2/2020 15:00

Sample ID: 20D0207-04

Sample Matrix: Soil

Petroleum Hydrocarbons Analyses

Analyte	Results	RL	Units	Dilution	Flag/Qual	Method	Date Prepared	Date/Time Analyzed	Analyst
TPH (C9-C36)	25	8.7	mg/Kg dry	1	Z-01	SW-846 8015C	4/9/20	4/11/20 3:20	RMW
Surrogates		% Recovery	Recovery Limits		Flag/Qual				
2-Fluorobiphenyl		74.6	40-140					4/11/20 3:20	

39 Spruce Street * East Longmeadow, MA 01028 * FAX 413/525-6405 * TEL. 413/525-2332

Project Location: 5525 VT Route 100

Sample Description:

Work Order: 20D0207

Date Received: 4/4/2020

Field Sample #: SB-2-12.0

Sampled: 4/2/2020 15:00

Sample ID: 20D0207-04

Sample Matrix: Soil

Metals Analyses (Total)

Analyte	Results	RL	DL	Units	Dilution	Flag/Qual	Method	Date Prepared	Date/Time Analyzed	Analyst
Antimony	ND	1.7	0.65	mg/Kg dry	1		SW-846 6010D	4/8/20	4/8/20 20:41	QNW
Arsenic	23	3.5	0.57	mg/Kg dry	1		SW-846 6010D	4/8/20	4/8/20 20:41	QNW
Barium	17	1.7	0.24	mg/Kg dry	1		SW-846 6010D	4/8/20	4/8/20 20:41	QNW
Beryllium	0.11	0.17	0.097	mg/Kg dry	1	J	SW-846 6010D	4/8/20	4/8/20 20:41	QNW
Cadmium	ND	0.35	0.097	mg/Kg dry	1		SW-846 6010D	4/8/20	4/8/20 20:41	QNW
Chromium	17	0.70	0.41	mg/Kg dry	1		SW-846 6010D	4/8/20	4/8/20 20:41	QNW
Copper	32	0.70	0.43	mg/Kg dry	1		SW-846 6010D	4/8/20	4/8/20 20:41	QNW
Lead	13	0.52	0.34	mg/Kg dry	1		SW-846 6010D	4/8/20	4/8/20 20:41	QNW
Mercury	ND	0.025	0.0076	mg/Kg dry	1		SW-846 7471B	4/6/20	4/7/20 14:04	CJV
Nickel	38	0.70	0.41	mg/Kg dry	1		SW-846 6010D	4/8/20	4/8/20 20:41	QNW
Selenium	ND	3.5	0.78	mg/Kg dry	1		SW-846 6010D	4/8/20	4/8/20 20:41	QNW
Silver	ND	0.35	0.21	mg/Kg dry	1		SW-846 6010D	4/8/20	4/8/20 20:41	QNW
Thallium	ND	1.7	1.4	mg/Kg dry	1		SW-846 6010D	4/8/20	4/8/20 20:41	QNW
Zinc	44	0.70	0.26	mg/Kg dry	1	B-07	SW-846 6010D	4/8/20	4/8/20 20:41	QNW

39 Spruce Street * East Longmeadow, MA 01028 * FAX 413/525-6405 * TEL. 413/525-2332

Project Location: 5525 VT Route 100

Sample Description:

Work Order: 20D0207

Date Received: 4/4/2020

Field Sample #: SB-2-12.0

Sampled: 4/2/2020 15:00

Sample ID: 20D0207-04

Sample Matrix: Soil

Conventional Chemistry Parameters by EPA/APHA/SW-846 Methods (Total)

Analyte	Results	RL	Units	Dilution	Flag/Qual	Method	Date Prepared	Date/Time Analyzed	Analyst
% Solids	94.6		% Wt	1		SM 2540G	4/14/20	4/14/20 15:58	CAH

39 Spruce Street * East Longmeadow, MA 01028 * FAX 413/525-6405 * TEL. 413/525-2332

Project Location: 5525 VT Route 100

Sample Description:

Work Order: 20D0207

Date Received: 4/4/2020

Field Sample #: SB-4-12.0

Sampled: 4/2/2020 14:00

Sample ID: 20D0207-05

Sample Matrix: Soil

Sample Flags: RL-11

Volatile Organic Compounds by GC/MS

Analyte	Results	RL	DL	Units	Dilution	Flag/Qual	Method	Date Prepared	Date/Time Analyzed	Analyst
Acetone	ND	190	14	mg/Kg dry	100		SW-846 8260C-D	4/6/20	4/7/20 2:47	LBD
Acrylonitrile	ND	19	1.9	mg/Kg dry	100		SW-846 8260C-D	4/6/20	4/7/20 2:47	LBD
tert-Amyl Methyl Ether (TAME)	ND	1.9	0.52	mg/Kg dry	100		SW-846 8260C-D	4/6/20	4/7/20 2:47	LBD
Benzene	ND	3.7	0.67	mg/Kg dry	100		SW-846 8260C-D	4/6/20	4/7/20 2:47	LBD
Bromobenzene	ND	3.7	0.56	mg/Kg dry	100		SW-846 8260C-D	4/6/20	4/7/20 2:47	LBD
Bromochloromethane	ND	3.7	1.2	mg/Kg dry	100		SW-846 8260C-D	4/6/20	4/7/20 2:47	LBD
Bromodichloromethane	ND	3.7	0.60	mg/Kg dry	100		SW-846 8260C-D	4/6/20	4/7/20 2:47	LBD
Bromoform	ND	3.7	1.7	mg/Kg dry	100		SW-846 8260C-D	4/6/20	4/7/20 2:47	LBD
Bromomethane	ND	7.5	2.9	mg/Kg dry	100		SW-846 8260C-D	4/6/20	4/7/20 2:47	LBD
2-Butanone (MEK)	ND	75	7.3	mg/Kg dry	100		SW-846 8260C-D	4/6/20	4/7/20 2:47	LBD
tert-Butyl Alcohol (TBA)	ND	75	16	mg/Kg dry	100	R-05	SW-846 8260C-D	4/6/20	4/7/20 2:47	LBD
n-Butylbenzene	10	3.7	0.79	mg/Kg dry	100		SW-846 8260C-D	4/6/20	4/7/20 2:47	LBD
sec-Butylbenzene	3.0	3.7	0.60	mg/Kg dry	100	J	SW-846 8260C-D	4/6/20	4/7/20 2:47	LBD
tert-Butylbenzene	ND	3.7	0.64	mg/Kg dry	100		SW-846 8260C-D	4/6/20	4/7/20 2:47	LBD
tert-Butyl Ethyl Ether (TBEE)	ND	1.9	0.60	mg/Kg dry	100		SW-846 8260C-D	4/6/20	4/7/20 2:47	LBD
Carbon Disulfide	ND	19	17	mg/Kg dry	100		SW-846 8260C-D	4/6/20	4/7/20 2:47	LBD
Carbon Tetrachloride	ND	3.7	0.41	mg/Kg dry	100		SW-846 8260C-D	4/6/20	4/7/20 2:47	LBD
Chlorobenzene	ND	3.7	0.56	mg/Kg dry	100		SW-846 8260C-D	4/6/20	4/7/20 2:47	LBD
Chlorodibromomethane	ND	1.9	0.79	mg/Kg dry	100		SW-846 8260C-D	4/6/20	4/7/20 2:47	LBD
Chloroethane	ND	7.5	1.3	mg/Kg dry	100		SW-846 8260C-D	4/6/20	4/7/20 2:47	LBD
Chloroform	1.3	7.5	0.64	mg/Kg dry	100	J	SW-846 8260C-D	4/6/20	4/7/20 2:47	LBD
Chloromethane	2.3	7.5	1.7	mg/Kg dry	100	J	SW-846 8260C-D	4/6/20	4/7/20 2:47	LBD
2-Chlorotoluene	ND	3.7	0.45	mg/Kg dry	100		SW-846 8260C-D	4/6/20	4/7/20 2:47	LBD
4-Chlorotoluene	ND	3.7	0.52	mg/Kg dry	100		SW-846 8260C-D	4/6/20	4/7/20 2:47	LBD
1,2-Dibromo-3-chloropropane (DBCP)	ND	19	2.0	mg/Kg dry	100		SW-846 8260C-D	4/6/20	4/7/20 2:47	LBD
1,2-Dibromoethane (EDB)	ND	1.9	0.71	mg/Kg dry	100		SW-846 8260C-D	4/6/20	4/7/20 2:47	LBD
Dibromomethane	ND	3.7	1.4	mg/Kg dry	100		SW-846 8260C-D	4/6/20	4/7/20 2:47	LBD
1,2-Dichlorobenzene	ND	3.7	0.60	mg/Kg dry	100		SW-846 8260C-D	4/6/20	4/7/20 2:47	LBD
1,3-Dichlorobenzene	ND	3.7	0.45	mg/Kg dry	100		SW-846 8260C-D	4/6/20	4/7/20 2:47	LBD
1,4-Dichlorobenzene	ND	3.7	0.49	mg/Kg dry	100		SW-846 8260C-D	4/6/20	4/7/20 2:47	LBD
trans-1,4-Dichloro-2-butene	ND	7.5	1.2	mg/Kg dry	100		SW-846 8260C-D	4/6/20	4/7/20 2:47	LBD
Dichlorodifluoromethane (Freon 12)	ND	7.5	0.97	mg/Kg dry	100		SW-846 8260C-D	4/6/20	4/7/20 2:47	LBD
1,1-Dichloroethane	ND	3.7	0.60	mg/Kg dry	100		SW-846 8260C-D	4/6/20	4/7/20 2:47	LBD
1,2-Dichloroethane	ND	3.7	1.5	mg/Kg dry	100		SW-846 8260C-D	4/6/20	4/7/20 2:47	LBD
1,1-Dichloroethylene	ND	3.7	1.2	mg/Kg dry	100		SW-846 8260C-D	4/6/20	4/7/20 2:47	LBD
cis-1,2-Dichloroethylene	ND	3.7	0.49	mg/Kg dry	100		SW-846 8260C-D	4/6/20	4/7/20 2:47	LBD
trans-1,2-Dichloroethylene	ND	3.7	1.2	mg/Kg dry	100		SW-846 8260C-D	4/6/20	4/7/20 2:47	LBD
1,2-Dichloropropane	ND	3.7	0.75	mg/Kg dry	100		SW-846 8260C-D	4/6/20	4/7/20 2:47	LBD
1,3-Dichloropropane	ND	1.9	0.41	mg/Kg dry	100		SW-846 8260C-D	4/6/20	4/7/20 2:47	LBD
2,2-Dichloropropane	ND	3.7	0.75	mg/Kg dry	100		SW-846 8260C-D	4/6/20	4/7/20 2:47	LBD
1,1-Dichloropropene	ND	7.5	0.60	mg/Kg dry	100		SW-846 8260C-D	4/6/20	4/7/20 2:47	LBD
cis-1,3-Dichloropropene	ND	1.9	0.49	mg/Kg dry	100		SW-846 8260C-D	4/6/20	4/7/20 2:47	LBD
trans-1,3-Dichloropropene	ND	1.9	0.86	mg/Kg dry	100		SW-846 8260C-D	4/6/20	4/7/20 2:47	LBD
Diethyl Ether	ND	7.5	1.3	mg/Kg dry	100		SW-846 8260C-D	4/6/20	4/7/20 2:47	LBD

39 Spruce Street * East Longmeadow, MA 01028 * FAX 413/525-6405 * TEL. 413/525-2332

Project Location: 5525 VT Route 100

Sample Description:

Work Order: 20D0207

Date Received: 4/4/2020

Field Sample #: SB-4-12.0

Sampled: 4/2/2020 14:00

Sample ID: 20D0207-05

Sample Matrix: Soil

Sample Flags: RL-11

Volatile Organic Compounds by GC/MS

Analyte	Results	RL	DL	Units	Dilution	Flag/Qual	Method	Date Prepared	Date/Time Analyzed	Analyst
Diisopropyl Ether (DIPE)	ND	1.9	0.64	mg/Kg dry	100		SW-846 8260C-D	4/6/20	4/7/20 2:47	LBD
1,4-Dioxane	ND	190	84	mg/Kg dry	100		SW-846 8260C-D	4/6/20	4/7/20 2:47	LBD
Ethylbenzene	6.4	3.7	0.49	mg/Kg dry	100		SW-846 8260C-D	4/6/20	4/7/20 2:47	LBD
Hexachlorobutadiene	ND	3.7	1.8	mg/Kg dry	100		SW-846 8260C-D	4/6/20	4/7/20 2:47	LBD
2-Hexanone (MBK)	ND	37	5.7	mg/Kg dry	100		SW-846 8260C-D	4/6/20	4/7/20 2:47	LBD
Isopropylbenzene (Cumene)	3.5	3.7	0.64	mg/Kg dry	100	J	SW-846 8260C-D	4/6/20	4/7/20 2:47	LBD
p-Isopropyltoluene (p-Cymene)	1.2	3.7	0.75	mg/Kg dry	100	J	SW-846 8260C-D	4/6/20	4/7/20 2:47	LBD
Methyl Acetate	ND	37	1.6	mg/Kg dry	100		SW-846 8260C-D	4/6/20	4/7/20 2:47	LBD
Methyl tert-Butyl Ether (MTBE)	ND	3.7	0.94	mg/Kg dry	100		SW-846 8260C-D	4/6/20	4/7/20 2:47	LBD
Methyl Cyclohexane	24	3.7	0.75	mg/Kg dry	100		SW-846 8260C-D	4/6/20	4/7/20 2:47	LBD
Methylene Chloride	ND	19	1.3	mg/Kg dry	100		SW-846 8260C-D	4/6/20	4/7/20 2:47	LBD
4-Methyl-2-pentanone (MIBK)	ND	37	6.3	mg/Kg dry	100		SW-846 8260C-D	4/6/20	4/7/20 2:47	LBD
Naphthalene	3.2	7.5	1.2	mg/Kg dry	100	J	SW-846 8260C-D	4/6/20	4/7/20 2:47	LBD
n-Propylbenzene	14	3.7	0.49	mg/Kg dry	100		SW-846 8260C-D	4/6/20	4/7/20 2:47	LBD
Styrene	ND	3.7	0.41	mg/Kg dry	100		SW-846 8260C-D	4/6/20	4/7/20 2:47	LBD
1,1,1,2-Tetrachloroethane	ND	3.7	1.0	mg/Kg dry	100		SW-846 8260C-D	4/6/20	4/7/20 2:47	LBD
1,1,2,2-Tetrachloroethane	ND	1.9	0.82	mg/Kg dry	100		SW-846 8260C-D	4/6/20	4/7/20 2:47	LBD
Tetrachloroethylene	ND	3.7	0.67	mg/Kg dry	100		SW-846 8260C-D	4/6/20	4/7/20 2:47	LBD
Tetrahydrofuran	ND	37	1.9	mg/Kg dry	100		SW-846 8260C-D	4/6/20	4/7/20 2:47	LBD
Toluene	ND	3.7	0.52	mg/Kg dry	100		SW-846 8260C-D	4/6/20	4/7/20 2:47	LBD
1,2,3-Trichlorobenzene	ND	19	2.1	mg/Kg dry	100		SW-846 8260C-D	4/6/20	4/7/20 2:47	LBD
1,2,4-Trichlorobenzene	ND	3.7	1.5	mg/Kg dry	100		SW-846 8260C-D	4/6/20	4/7/20 2:47	LBD
1,3,5-Trichlorobenzene	ND	3.7	1.1	mg/Kg dry	100		SW-846 8260C-D	4/6/20	4/7/20 2:47	LBD
1,1,1-Trichloroethane	ND	3.7	0.75	mg/Kg dry	100		SW-846 8260C-D	4/6/20	4/7/20 2:47	LBD
1,1,2-Trichloroethane	ND	3.7	0.60	mg/Kg dry	100		SW-846 8260C-D	4/6/20	4/7/20 2:47	LBD
Trichloroethylene	ND	3.7	0.90	mg/Kg dry	100		SW-846 8260C-D	4/6/20	4/7/20 2:47	LBD
Trichlorofluoromethane (Freon 11)	ND	7.5	1.2	mg/Kg dry	100		SW-846 8260C-D	4/6/20	4/7/20 2:47	LBD
1,2,3-Trichloropropane	ND	7.5	0.94	mg/Kg dry	100		SW-846 8260C-D	4/6/20	4/7/20 2:47	LBD
1,1,2-Trichloro-1,2,2-trifluoroethane (Freon 113)	ND	3.7	1.2	mg/Kg dry	100		SW-846 8260C-D	4/6/20	4/7/20 2:47	LBD
1,2,4-Trimethylbenzene	88	3.7	0.67	mg/Kg dry	100		SW-846 8260C-D	4/6/20	4/7/20 2:47	LBD
1,3,5-Trimethylbenzene	31	3.7	0.52	mg/Kg dry	100		SW-846 8260C-D	4/6/20	4/7/20 2:47	LBD
Vinyl Chloride	ND	7.5	1.7	mg/Kg dry	100		SW-846 8260C-D	4/6/20	4/7/20 2:47	LBD
m+p Xylene	58	7.5	1.1	mg/Kg dry	100		SW-846 8260C-D	4/6/20	4/7/20 2:47	LBD
o-Xylene	14	3.7	0.64	mg/Kg dry	100		SW-846 8260C-D	4/6/20	4/7/20 2:47	LBD
Surrogates		% Recovery	Recovery Limits			Flag/Qual				
1,2-Dichloroethane-d4		106	70-130						4/7/20 2:47	
Toluene-d8		99.5	70-130						4/7/20 2:47	
4-Bromofluorobenzene		99.6	70-130						4/7/20 2:47	

39 Spruce Street * East Longmeadow, MA 01028 * FAX 413/525-6405 * TEL. 413/525-2332

Project Location: 5525 VT Route 100

Sample Description:

Work Order: 20D0207

Date Received: 4/4/2020

Field Sample #: SB-4-12.0

Sampled: 4/2/2020 14:00

Sample ID: 20D0207-05

Sample Matrix: Soil

Sample Flags: RL-12

Semivolatle Organic Compounds by GC/MS

Analyte	Results	RL	DL	Units	Dilution	Flag/Qual	Method	Date Prepared	Date/Time Analyzed	Analyst
Acenaphthene (SIM)	ND	0.037		mg/Kg dry	4		SW-846 8270D-E	4/10/20	4/13/20 12:58	imr
Acenaphthylene (SIM)	ND	0.037		mg/Kg dry	4		SW-846 8270D-E	4/10/20	4/13/20 12:58	imr
Acetophenone	ND	0.37	0.14	mg/Kg dry	1		SW-846 8270D-E	4/10/20	4/11/20 19:03	BGL
Aniline	ND	0.37	0.088	mg/Kg dry	1		SW-846 8270D-E	4/10/20	4/11/20 19:03	BGL
Anthracene (SIM)	ND	0.029		mg/Kg dry	4		SW-846 8270D-E	4/10/20	4/13/20 12:58	imr
Benzidine	ND	0.72	0.20	mg/Kg dry	1	V-04, V-05, V-35	SW-846 8270D-E	4/10/20	4/11/20 19:03	BGL
Benzo(a)anthracene (SIM)	ND	0.0073		mg/Kg dry	4		SW-846 8270D-E	4/10/20	4/13/20 12:58	imr
Benzo(a)pyrene (SIM)	ND	0.0073		mg/Kg dry	4		SW-846 8270D-E	4/10/20	4/13/20 12:58	imr
Benzo(b)fluoranthene (SIM)	0.011	0.0073		mg/Kg dry	4		SW-846 8270D-E	4/10/20	4/13/20 12:58	imr
Benzo(g,h,i)perylene (SIM)	ND	0.073		mg/Kg dry	4		SW-846 8270D-E	4/10/20	4/13/20 12:58	imr
Benzo(k)fluoranthene (SIM)	ND	0.029		mg/Kg dry	4		SW-846 8270D-E	4/10/20	4/13/20 12:58	imr
Benzoic Acid	ND	1.1	0.65	mg/Kg dry	1		SW-846 8270D-E	4/10/20	4/11/20 19:03	BGL
Bis(2-chloroethoxy)methane	ND	0.37	0.15	mg/Kg dry	1		SW-846 8270D-E	4/10/20	4/11/20 19:03	BGL
Bis(2-chloroethyl)ether	ND	0.37	0.19	mg/Kg dry	1		SW-846 8270D-E	4/10/20	4/11/20 19:03	BGL
Bis(2-chloroisopropyl)ether	ND	0.37	0.25	mg/Kg dry	1		SW-846 8270D-E	4/10/20	4/11/20 19:03	BGL
Bis(2-Ethylhexyl)phthalate	ND	0.37	0.11	mg/Kg dry	1		SW-846 8270D-E	4/10/20	4/11/20 19:03	BGL
4-Bromophenylphenylether	ND	0.37	0.11	mg/Kg dry	1		SW-846 8270D-E	4/10/20	4/11/20 19:03	BGL
Butylbenzylphthalate	ND	0.37	0.13	mg/Kg dry	1		SW-846 8270D-E	4/10/20	4/11/20 19:03	BGL
Carbazole	ND	0.19	0.099	mg/Kg dry	1		SW-846 8270D-E	4/10/20	4/11/20 19:03	BGL
4-Chloroaniline	ND	0.72	0.15	mg/Kg dry	1	V-34	SW-846 8270D-E	4/10/20	4/11/20 19:03	BGL
4-Chloro-3-methylphenol	ND	0.72	0.15	mg/Kg dry	1		SW-846 8270D-E	4/10/20	4/11/20 19:03	BGL
2-Chloronaphthalene	ND	0.37	0.11	mg/Kg dry	1		SW-846 8270D-E	4/10/20	4/11/20 19:03	BGL
2-Chlorophenol	ND	0.37	0.13	mg/Kg dry	1		SW-846 8270D-E	4/10/20	4/11/20 19:03	BGL
4-Chlorophenylphenylether	ND	0.37	0.13	mg/Kg dry	1		SW-846 8270D-E	4/10/20	4/11/20 19:03	BGL
Chrysene (SIM)	ND	0.029		mg/Kg dry	4		SW-846 8270D-E	4/10/20	4/13/20 12:58	imr
Dibenz(a,h)anthracene (SIM)	0.0098	0.0073		mg/Kg dry	4		SW-846 8270D-E	4/10/20	4/13/20 12:58	imr
Dibenzofuran	ND	0.37	0.13	mg/Kg dry	1		SW-846 8270D-E	4/10/20	4/11/20 19:03	BGL
Di-n-butylphthalate	ND	0.37	0.11	mg/Kg dry	1		SW-846 8270D-E	4/10/20	4/11/20 19:03	BGL
1,2-Dichlorobenzene	ND	0.37	0.11	mg/Kg dry	1		SW-846 8270D-E	4/10/20	4/11/20 19:03	BGL
1,3-Dichlorobenzene	ND	0.37	0.11	mg/Kg dry	1		SW-846 8270D-E	4/10/20	4/11/20 19:03	BGL
1,4-Dichlorobenzene	ND	0.37	0.099	mg/Kg dry	1		SW-846 8270D-E	4/10/20	4/11/20 19:03	BGL
3,3-Dichlorobenzidine	ND	0.19	0.14	mg/Kg dry	1		SW-846 8270D-E	4/10/20	4/11/20 19:03	BGL
2,4-Dichlorophenol	ND	0.37	0.11	mg/Kg dry	1		SW-846 8270D-E	4/10/20	4/11/20 19:03	BGL
Diethylphthalate	ND	0.37	0.15	mg/Kg dry	1		SW-846 8270D-E	4/10/20	4/11/20 19:03	BGL
2,4-Dimethylphenol	ND	0.37	0.13	mg/Kg dry	1		SW-846 8270D-E	4/10/20	4/11/20 19:03	BGL
Dimethylphthalate	ND	0.37	0.14	mg/Kg dry	1		SW-846 8270D-E	4/10/20	4/11/20 19:03	BGL
4,6-Dinitro-2-methylphenol	ND	0.37	0.33	mg/Kg dry	1		SW-846 8270D-E	4/10/20	4/11/20 19:03	BGL
2,4-Dinitrophenol	ND	0.72	0.51	mg/Kg dry	1		SW-846 8270D-E	4/10/20	4/11/20 19:03	BGL
2,4-Dinitrotoluene	ND	0.37	0.18	mg/Kg dry	1		SW-846 8270D-E	4/10/20	4/11/20 19:03	BGL
2,6-Dinitrotoluene	ND	0.37	0.18	mg/Kg dry	1		SW-846 8270D-E	4/10/20	4/11/20 19:03	BGL
Di-n-octylphthalate	ND	0.37	0.16	mg/Kg dry	1		SW-846 8270D-E	4/10/20	4/11/20 19:03	BGL
1,2-Diphenylhydrazine/Azobenzene	ND	0.37	0.11	mg/Kg dry	1		SW-846 8270D-E	4/10/20	4/11/20 19:03	BGL
Fluoranthene (SIM)	ND	0.073		mg/Kg dry	4		SW-846 8270D-E	4/10/20	4/13/20 12:58	imr
Fluorene (SIM)	ND	0.15		mg/Kg dry	4		SW-846 8270D-E	4/10/20	4/13/20 12:58	imr

39 Spruce Street * East Longmeadow, MA 01028 * FAX 413/525-6405 * TEL. 413/525-2332

Project Location: 5525 VT Route 100

Sample Description:

Work Order: 20D0207

Date Received: 4/4/2020

Field Sample #: SB-4-12.0

Sampled: 4/2/2020 14:00

Sample ID: 20D0207-05

Sample Matrix: Soil

Sample Flags: RL-12

Semivolatile Organic Compounds by GC/MS

Analyte	Results	RL	DL	Units	Dilution	Flag/Qual	Method	Date Prepared	Date/Time Analyzed	Analyst
Hexachlorobenzene	ND	0.37	0.099	mg/Kg dry	1		SW-846 8270D-E	4/10/20	4/11/20 19:03	BGL
Hexachlorobutadiene	ND	0.37	0.14	mg/Kg dry	1		SW-846 8270D-E	4/10/20	4/11/20 19:03	BGL
Hexachlorocyclopentadiene	ND	0.37	0.31	mg/Kg dry	1		SW-846 8270D-E	4/10/20	4/11/20 19:03	BGL
Hexachloroethane	ND	0.37	0.12	mg/Kg dry	1		SW-846 8270D-E	4/10/20	4/11/20 19:03	BGL
Indeno(1,2,3-cd)pyrene (SIM)	ND	0.029		mg/Kg dry	4		SW-846 8270D-E	4/10/20	4/13/20 12:58	imr
Isophorone	ND	0.37	0.13	mg/Kg dry	1		SW-846 8270D-E	4/10/20	4/11/20 19:03	BGL
1-Methylnaphthalene	0.47	0.19	0.099	mg/Kg dry	1		SW-846 8270D-E	4/10/20	4/11/20 19:03	BGL
2-Methylnaphthalene (SIM)	1.1	0.15		mg/Kg dry	4		SW-846 8270D-E	4/10/20	4/13/20 12:58	imr
2-Methylphenol	ND	0.37	0.14	mg/Kg dry	1		SW-846 8270D-E	4/10/20	4/11/20 19:03	BGL
3/4-Methylphenol	ND	0.37	0.13	mg/Kg dry	1		SW-846 8270D-E	4/10/20	4/11/20 19:03	BGL
Naphthalene (SIM)	1.2	0.15		mg/Kg dry	4		SW-846 8270D-E	4/10/20	4/13/20 12:58	imr
2-Nitroaniline	ND	0.37	0.22	mg/Kg dry	1		SW-846 8270D-E	4/10/20	4/11/20 19:03	BGL
3-Nitroaniline	ND	0.37	0.15	mg/Kg dry	1		SW-846 8270D-E	4/10/20	4/11/20 19:03	BGL
4-Nitroaniline	ND	0.37	0.14	mg/Kg dry	1		SW-846 8270D-E	4/10/20	4/11/20 19:03	BGL
Nitrobenzene	ND	0.37	0.15	mg/Kg dry	1		SW-846 8270D-E	4/10/20	4/11/20 19:03	BGL
2-Nitrophenol	ND	0.37	0.15	mg/Kg dry	1		SW-846 8270D-E	4/10/20	4/11/20 19:03	BGL
4-Nitrophenol	ND	0.72	0.26	mg/Kg dry	1		SW-846 8270D-E	4/10/20	4/11/20 19:03	BGL
N-Nitrosodimethylamine	ND	0.37	0.20	mg/Kg dry	1		SW-846 8270D-E	4/10/20	4/11/20 19:03	BGL
N-Nitrosodiphenylamine/Diphenylamine	ND	0.37	0.11	mg/Kg dry	1		SW-846 8270D-E	4/10/20	4/11/20 19:03	BGL
N-Nitrosodi-n-propylamine	ND	0.37	0.16	mg/Kg dry	1		SW-846 8270D-E	4/10/20	4/11/20 19:03	BGL
Pentachloronitrobenzene	ND	0.37	0.13	mg/Kg dry	1		SW-846 8270D-E	4/10/20	4/11/20 19:03	BGL
Pentachlorophenol	ND	0.37	0.25	mg/Kg dry	1		SW-846 8270D-E	4/10/20	4/11/20 19:03	BGL
Phenanthrene (SIM)	0.051	0.037		mg/Kg dry	4		SW-846 8270D-E	4/10/20	4/13/20 12:58	imr
Phenol	ND	0.37	0.13	mg/Kg dry	1		SW-846 8270D-E	4/10/20	4/11/20 19:03	BGL
Pyrene (SIM)	ND	0.15		mg/Kg dry	4		SW-846 8270D-E	4/10/20	4/13/20 12:58	imr
Pyridine	ND	0.37	0.11	mg/Kg dry	1		SW-846 8270D-E	4/10/20	4/11/20 19:03	BGL
1,2,4,5-Tetrachlorobenzene	ND	0.37	0.14	mg/Kg dry	1		SW-846 8270D-E	4/10/20	4/11/20 19:03	BGL
1,2,4-Trichlorobenzene	ND	0.37	0.12	mg/Kg dry	1		SW-846 8270D-E	4/10/20	4/11/20 19:03	BGL
2,4,5-Trichlorophenol	ND	0.37	0.13	mg/Kg dry	1		SW-846 8270D-E	4/10/20	4/11/20 19:03	BGL
2,4,6-Trichlorophenol	ND	0.37	0.13	mg/Kg dry	1		SW-846 8270D-E	4/10/20	4/11/20 19:03	BGL

Surrogates	% Recovery	Recovery Limits	Flag/Qual
2-Fluorophenol	59.7	30-130	4/11/20 19:03
Phenol-d6	54.9	30-130	4/11/20 19:03
Nitrobenzene-d5	57.3	30-130	4/11/20 19:03
Nitrobenzene-d5	72.3	30-130	4/13/20 12:58
2-Fluorobiphenyl	75.8	30-130	4/11/20 19:03
2-Fluorobiphenyl	65.4	30-130	4/13/20 12:58
2,4,6-Tribromophenol	67.8	30-130	4/11/20 19:03
p-Terphenyl-d14	74.4	30-130	4/11/20 19:03
p-Terphenyl-d14	61.7	30-130	4/13/20 12:58

39 Spruce Street * East Longmeadow, MA 01028 * FAX 413/525-6405 * TEL. 413/525-2332

Project Location: 5525 VT Route 100

Sample Description:

Work Order: 20D0207

Date Received: 4/4/2020

Field Sample #: SB-4-12.0

Sampled: 4/2/2020 14:00

Sample ID: 20D0207-05

Sample Matrix: Soil

Petroleum Hydrocarbons Analyses

Analyte	Results	RL	Units	Dilution	Flag/Qual	Method	Date Prepared	Date/Time Analyzed	Analyst
TPH (C9-C36)	93	9.2	mg/Kg dry	1	Z-01	SW-846 8015C	4/9/20	4/11/20 3:40	RMW
Surrogates		% Recovery	Recovery Limits		Flag/Qual				
2-Fluorobiphenyl		73.4	40-140					4/11/20 3:40	

39 Spruce Street * East Longmeadow, MA 01028 * FAX 413/525-6405 * TEL. 413/525-2332

Project Location: 5525 VT Route 100

Sample Description:

Work Order: 20D0207

Date Received: 4/4/2020

Field Sample #: SB-4-12.0

Sampled: 4/2/2020 14:00

Sample ID: 20D0207-05

Sample Matrix: Soil

Metals Analyses (Total)

Analyte	Results	RL	DL	Units	Dilution	Flag/Qual	Method	Date Prepared	Date/Time Analyzed	Analyst
Antimony	ND	1.8	0.69	mg/Kg dry	1		SW-846 6010D	4/8/20	4/8/20 20:46	QNW
Arsenic	14	3.7	0.60	mg/Kg dry	1		SW-846 6010D	4/8/20	4/8/20 20:46	QNW
Barium	35	1.8	0.25	mg/Kg dry	1		SW-846 6010D	4/8/20	4/8/20 20:46	QNW
Beryllium	0.19	0.18	0.10	mg/Kg dry	1		SW-846 6010D	4/8/20	4/8/20 20:46	QNW
Cadmium	ND	0.37	0.10	mg/Kg dry	1		SW-846 6010D	4/8/20	4/8/20 20:46	QNW
Chromium	21	0.73	0.44	mg/Kg dry	1		SW-846 6010D	4/8/20	4/8/20 20:46	QNW
Copper	20	0.73	0.45	mg/Kg dry	1		SW-846 6010D	4/8/20	4/8/20 20:46	QNW
Lead	15	0.55	0.36	mg/Kg dry	1		SW-846 6010D	4/8/20	4/8/20 20:46	QNW
Mercury	ND	0.026	0.0079	mg/Kg dry	1		SW-846 7471B	4/6/20	4/7/20 14:06	CJV
Nickel	63	0.73	0.43	mg/Kg dry	1		SW-846 6010D	4/8/20	4/8/20 20:46	QNW
Selenium	ND	3.7	0.82	mg/Kg dry	1		SW-846 6010D	4/8/20	4/8/20 20:46	QNW
Silver	ND	0.37	0.22	mg/Kg dry	1		SW-846 6010D	4/8/20	4/8/20 20:46	QNW
Thallium	ND	1.8	1.5	mg/Kg dry	1		SW-846 6010D	4/8/20	4/8/20 20:46	QNW
Zinc	39	0.73	0.28	mg/Kg dry	1	B-07	SW-846 6010D	4/8/20	4/8/20 20:46	QNW

39 Spruce Street * East Longmeadow, MA 01028 * FAX 413/525-6405 * TEL. 413/525-2332

Project Location: 5525 VT Route 100

Sample Description:

Work Order: 20D0207

Date Received: 4/4/2020

Field Sample #: SB-4-12.0

Sampled: 4/2/2020 14:00

Sample ID: 20D0207-05

Sample Matrix: Soil

Conventional Chemistry Parameters by EPA/PHA/SW-846 Methods (Total)

Analyte	Results	RL	Units	Dilution	Flag/Qual	Method	Date Prepared	Date/Time Analyzed	Analyst
% Solids	90.4		% Wt	1		SM 2540G	4/14/20	4/14/20 15:59	CAH

39 Spruce Street * East Longmeadow, MA 01028 * FAX 413/525-6405 * TEL. 413/525-2332

Project Location: 5525 VT Route 100

Sample Description:

Work Order: 20D0207

Date Received: 4/4/2020

Field Sample #: SB-8-10

Sampled: 4/2/2020 10:10

Sample ID: 20D0207-06

Sample Matrix: Soil

Volatile Organic Compounds by GC/MS

Analyte	Results	RL	DL	Units	Dilution	Flag/Qual	Method	Date Prepared	Date/Time Analyzed	Analyst
Acetone	0.0072	0.060	0.0051	mg/Kg dry	1	J	SW-846 8260C-D	4/6/20	4/6/20 11:46	MFF
Acrylonitrile	ND	0.0036	0.00060	mg/Kg dry	1		SW-846 8260C-D	4/6/20	4/6/20 11:46	MFF
tert-Amyl Methyl Ether (TAME)	ND	0.00060	0.00018	mg/Kg dry	1		SW-846 8260C-D	4/6/20	4/6/20 11:46	MFF
Benzene	ND	0.0012	0.00036	mg/Kg dry	1		SW-846 8260C-D	4/6/20	4/6/20 11:46	MFF
Bromobenzene	ND	0.0012	0.00024	mg/Kg dry	1		SW-846 8260C-D	4/6/20	4/6/20 11:46	MFF
Bromochloromethane	ND	0.0012	0.00048	mg/Kg dry	1		SW-846 8260C-D	4/6/20	4/6/20 11:46	MFF
Bromodichloromethane	ND	0.0012	0.00030	mg/Kg dry	1		SW-846 8260C-D	4/6/20	4/6/20 11:46	MFF
Bromoform	ND	0.0012	0.00042	mg/Kg dry	1		SW-846 8260C-D	4/6/20	4/6/20 11:46	MFF
Bromomethane	ND	0.0060	0.00066	mg/Kg dry	1	V-34	SW-846 8260C-D	4/6/20	4/6/20 11:46	MFF
2-Butanone (MEK)	ND	0.024	0.0033	mg/Kg dry	1		SW-846 8260C-D	4/6/20	4/6/20 11:46	MFF
tert-Butyl Alcohol (TBA)	ND	0.024	0.0027	mg/Kg dry	1		SW-846 8260C-D	4/6/20	4/6/20 11:46	MFF
n-Butylbenzene	ND	0.0012	0.00030	mg/Kg dry	1		SW-846 8260C-D	4/6/20	4/6/20 11:46	MFF
sec-Butylbenzene	ND	0.0012	0.00048	mg/Kg dry	1		SW-846 8260C-D	4/6/20	4/6/20 11:46	MFF
tert-Butylbenzene	ND	0.0012	0.00036	mg/Kg dry	1		SW-846 8260C-D	4/6/20	4/6/20 11:46	MFF
tert-Butyl Ethyl Ether (TBEE)	ND	0.00060	0.00012	mg/Kg dry	1		SW-846 8260C-D	4/6/20	4/6/20 11:46	MFF
Carbon Disulfide	ND	0.0036	0.0032	mg/Kg dry	1		SW-846 8260C-D	4/6/20	4/6/20 11:46	MFF
Carbon Tetrachloride	ND	0.0012	0.00042	mg/Kg dry	1		SW-846 8260C-D	4/6/20	4/6/20 11:46	MFF
Chlorobenzene	ND	0.0012	0.00030	mg/Kg dry	1		SW-846 8260C-D	4/6/20	4/6/20 11:46	MFF
Chlorodibromomethane	ND	0.00060	0.00024	mg/Kg dry	1		SW-846 8260C-D	4/6/20	4/6/20 11:46	MFF
Chloroethane	ND	0.012	0.00048	mg/Kg dry	1		SW-846 8260C-D	4/6/20	4/6/20 11:46	MFF
Chloroform	ND	0.0024	0.00030	mg/Kg dry	1		SW-846 8260C-D	4/6/20	4/6/20 11:46	MFF
Chloromethane	ND	0.0060	0.00042	mg/Kg dry	1		SW-846 8260C-D	4/6/20	4/6/20 11:46	MFF
2-Chlorotoluene	ND	0.0012	0.00018	mg/Kg dry	1		SW-846 8260C-D	4/6/20	4/6/20 11:46	MFF
4-Chlorotoluene	ND	0.0012	0.00024	mg/Kg dry	1		SW-846 8260C-D	4/6/20	4/6/20 11:46	MFF
1,2-Dibromo-3-chloropropane (DBCP)	ND	0.0012	0.00060	mg/Kg dry	1		SW-846 8260C-D	4/6/20	4/6/20 11:46	MFF
1,2-Dibromoethane (EDB)	ND	0.00060	0.00042	mg/Kg dry	1		SW-846 8260C-D	4/6/20	4/6/20 11:46	MFF
Dibromomethane	ND	0.0012	0.00048	mg/Kg dry	1		SW-846 8260C-D	4/6/20	4/6/20 11:46	MFF
1,2-Dichlorobenzene	ND	0.0012	0.00024	mg/Kg dry	1		SW-846 8260C-D	4/6/20	4/6/20 11:46	MFF
1,3-Dichlorobenzene	ND	0.0012	0.00024	mg/Kg dry	1		SW-846 8260C-D	4/6/20	4/6/20 11:46	MFF
1,4-Dichlorobenzene	ND	0.0012	0.00048	mg/Kg dry	1		SW-846 8260C-D	4/6/20	4/6/20 11:46	MFF
trans-1,4-Dichloro-2-butene	ND	0.0024	0.00036	mg/Kg dry	1	V-05	SW-846 8260C-D	4/6/20	4/6/20 11:46	MFF
Dichlorodifluoromethane (Freon 12)	ND	0.012	0.00066	mg/Kg dry	1	V-05	SW-846 8260C-D	4/6/20	4/6/20 11:46	MFF
1,1-Dichloroethane	ND	0.0012	0.00024	mg/Kg dry	1		SW-846 8260C-D	4/6/20	4/6/20 11:46	MFF
1,2-Dichloroethane	ND	0.0012	0.00030	mg/Kg dry	1		SW-846 8260C-D	4/6/20	4/6/20 11:46	MFF
1,1-Dichloroethylene	ND	0.0024	0.00042	mg/Kg dry	1		SW-846 8260C-D	4/6/20	4/6/20 11:46	MFF
cis-1,2-Dichloroethylene	ND	0.0012	0.00042	mg/Kg dry	1		SW-846 8260C-D	4/6/20	4/6/20 11:46	MFF
trans-1,2-Dichloroethylene	ND	0.0012	0.00036	mg/Kg dry	1		SW-846 8260C-D	4/6/20	4/6/20 11:46	MFF
1,2-Dichloropropane	ND	0.0012	0.00048	mg/Kg dry	1		SW-846 8260C-D	4/6/20	4/6/20 11:46	MFF
1,3-Dichloropropane	ND	0.00060	0.00030	mg/Kg dry	1		SW-846 8260C-D	4/6/20	4/6/20 11:46	MFF
2,2-Dichloropropane	ND	0.0012	0.00048	mg/Kg dry	1	V-05	SW-846 8260C-D	4/6/20	4/6/20 11:46	MFF
1,1-Dichloropropene	ND	0.0012	0.00048	mg/Kg dry	1		SW-846 8260C-D	4/6/20	4/6/20 11:46	MFF
cis-1,3-Dichloropropene	ND	0.00060	0.00024	mg/Kg dry	1		SW-846 8260C-D	4/6/20	4/6/20 11:46	MFF
trans-1,3-Dichloropropene	ND	0.00060	0.00024	mg/Kg dry	1		SW-846 8260C-D	4/6/20	4/6/20 11:46	MFF
Diethyl Ether	ND	0.012	0.00042	mg/Kg dry	1		SW-846 8260C-D	4/6/20	4/6/20 11:46	MFF

39 Spruce Street * East Longmeadow, MA 01028 * FAX 413/525-6405 * TEL. 413/525-2332

Project Location: 5525 VT Route 100

Sample Description:

Work Order: 20D0207

Date Received: 4/4/2020

Field Sample #: SB-8-10

Sampled: 4/2/2020 10:10

Sample ID: 20D0207-06

Sample Matrix: Soil

Volatile Organic Compounds by GC/MS

Analyte	Results	RL	DL	Units	Dilution	Flag/Qual	Method	Date Prepared	Date/Time Analyzed	Analyst
Diisopropyl Ether (DIPE)	ND	0.00060	0.00012	mg/Kg dry	1		SW-846 8260C-D	4/6/20	4/6/20 11:46	MFF
1,4-Dioxane	ND	0.060	0.0032	mg/Kg dry	1		SW-846 8260C-D	4/6/20	4/6/20 11:46	MFF
Ethylbenzene	ND	0.0012	0.00036	mg/Kg dry	1		SW-846 8260C-D	4/6/20	4/6/20 11:46	MFF
Hexachlorobutadiene	ND	0.0012	0.00042	mg/Kg dry	1		SW-846 8260C-D	4/6/20	4/6/20 11:46	MFF
2-Hexanone (MBK)	ND	0.012	0.0012	mg/Kg dry	1		SW-846 8260C-D	4/6/20	4/6/20 11:46	MFF
Isopropylbenzene (Cumene)	ND	0.0012	0.00036	mg/Kg dry	1		SW-846 8260C-D	4/6/20	4/6/20 11:46	MFF
p-Isopropyltoluene (p-Cymene)	ND	0.0012	0.00030	mg/Kg dry	1		SW-846 8260C-D	4/6/20	4/6/20 11:46	MFF
Methyl Acetate	ND	0.0012	0.00042	mg/Kg dry	1		SW-846 8260C-D	4/6/20	4/6/20 11:46	MFF
Methyl tert-Butyl Ether (MTBE)	ND	0.0024	0.00018	mg/Kg dry	1		SW-846 8260C-D	4/6/20	4/6/20 11:46	MFF
Methyl Cyclohexane	0.00048	0.0012	0.00042	mg/Kg dry	1	J	SW-846 8260C-D	4/6/20	4/6/20 11:46	MFF
Methylene Chloride	ND	0.012	0.00060	mg/Kg dry	1		SW-846 8260C-D	4/6/20	4/6/20 11:46	MFF
4-Methyl-2-pentanone (MIBK)	ND	0.012	0.0015	mg/Kg dry	1		SW-846 8260C-D	4/6/20	4/6/20 11:46	MFF
Naphthalene	ND	0.0024	0.00024	mg/Kg dry	1		SW-846 8260C-D	4/6/20	4/6/20 11:46	MFF
n-Propylbenzene	ND	0.0012	0.00036	mg/Kg dry	1		SW-846 8260C-D	4/6/20	4/6/20 11:46	MFF
Styrene	ND	0.0012	0.00024	mg/Kg dry	1		SW-846 8260C-D	4/6/20	4/6/20 11:46	MFF
1,1,1,2-Tetrachloroethane	ND	0.0012	0.00060	mg/Kg dry	1		SW-846 8260C-D	4/6/20	4/6/20 11:46	MFF
1,1,2,2-Tetrachloroethane	ND	0.00060	0.00024	mg/Kg dry	1		SW-846 8260C-D	4/6/20	4/6/20 11:46	MFF
Tetrachloroethylene	ND	0.0012	0.00072	mg/Kg dry	1		SW-846 8260C-D	4/6/20	4/6/20 11:46	MFF
Tetrahydrofuran	ND	0.0060	0.00066	mg/Kg dry	1		SW-846 8260C-D	4/6/20	4/6/20 11:46	MFF
Toluene	ND	0.0012	0.00036	mg/Kg dry	1		SW-846 8260C-D	4/6/20	4/6/20 11:46	MFF
1,2,3-Trichlorobenzene	ND	0.0012	0.00060	mg/Kg dry	1		SW-846 8260C-D	4/6/20	4/6/20 11:46	MFF
1,2,4-Trichlorobenzene	ND	0.0012	0.00024	mg/Kg dry	1		SW-846 8260C-D	4/6/20	4/6/20 11:46	MFF
1,3,5-Trichlorobenzene	ND	0.0012	0.00018	mg/Kg dry	1		SW-846 8260C-D	4/6/20	4/6/20 11:46	MFF
1,1,1-Trichloroethane	ND	0.0012	0.00030	mg/Kg dry	1		SW-846 8260C-D	4/6/20	4/6/20 11:46	MFF
1,1,2-Trichloroethane	ND	0.0012	0.00024	mg/Kg dry	1		SW-846 8260C-D	4/6/20	4/6/20 11:46	MFF
Trichloroethylene	ND	0.0012	0.00048	mg/Kg dry	1		SW-846 8260C-D	4/6/20	4/6/20 11:46	MFF
Trichlorofluoromethane (Freon 11)	ND	0.0060	0.00042	mg/Kg dry	1		SW-846 8260C-D	4/6/20	4/6/20 11:46	MFF
1,2,3-Trichloropropane	ND	0.0012	0.00048	mg/Kg dry	1		SW-846 8260C-D	4/6/20	4/6/20 11:46	MFF
1,1,2-Trichloro-1,2,2-trifluoroethane (Freon 113)	ND	0.0060	0.00048	mg/Kg dry	1		SW-846 8260C-D	4/6/20	4/6/20 11:46	MFF
1,2,4-Trimethylbenzene	ND	0.0012	0.00018	mg/Kg dry	1		SW-846 8260C-D	4/6/20	4/6/20 11:46	MFF
1,3,5-Trimethylbenzene	ND	0.0012	0.00030	mg/Kg dry	1		SW-846 8260C-D	4/6/20	4/6/20 11:46	MFF
Vinyl Chloride	ND	0.0060	0.00054	mg/Kg dry	1		SW-846 8260C-D	4/6/20	4/6/20 11:46	MFF
m+p Xylene	ND	0.0024	0.00060	mg/Kg dry	1		SW-846 8260C-D	4/6/20	4/6/20 11:46	MFF
o-Xylene	ND	0.0012	0.00036	mg/Kg dry	1		SW-846 8260C-D	4/6/20	4/6/20 11:46	MFF
Surrogates		% Recovery	Recovery Limits			Flag/Qual				
1,2-Dichloroethane-d4		102	70-130						4/6/20 11:46	
Toluene-d8		99.0	70-130						4/6/20 11:46	
4-Bromofluorobenzene		99.5	70-130						4/6/20 11:46	

39 Spruce Street * East Longmeadow, MA 01028 * FAX 413/525-6405 * TEL. 413/525-2332

Project Location: 5525 VT Route 100

Sample Description:

Work Order: 20D0207

Date Received: 4/4/2020

Field Sample #: SB-8-10

Sampled: 4/2/2020 10:10

Sample ID: 20D0207-06

Sample Matrix: Soil

Semivolatile Organic Compounds by GC/MS

Analyte	Results	RL	DL	Units	Dilution	Flag/Qual	Method	Date Prepared	Date/Time Analyzed	Analyst
Acenaphthene (SIM)	ND	0.0089		mg/Kg dry	1		SW-846 8270D-E	4/10/20	4/11/20 22:52	IMR
Acenaphthylene (SIM)	ND	0.0089		mg/Kg dry	1		SW-846 8270D-E	4/10/20	4/11/20 22:52	IMR
Acetophenone	ND	0.36	0.14	mg/Kg dry	1		SW-846 8270D-E	4/10/20	4/11/20 19:28	BGL
Aniline	ND	0.36	0.085	mg/Kg dry	1		SW-846 8270D-E	4/10/20	4/11/20 19:28	BGL
Anthracene (SIM)	ND	0.0071		mg/Kg dry	1		SW-846 8270D-E	4/10/20	4/11/20 22:52	IMR
Benzidine	ND	0.70	0.19	mg/Kg dry	1	V-04, V-05, V-35	SW-846 8270D-E	4/10/20	4/11/20 19:28	BGL
Benzo(a)anthracene (SIM)	ND	0.0018		mg/Kg dry	1		SW-846 8270D-E	4/10/20	4/11/20 22:52	IMR
Benzo(a)pyrene (SIM)	ND	0.0018		mg/Kg dry	1		SW-846 8270D-E	4/10/20	4/11/20 22:52	IMR
Benzo(b)fluoranthene (SIM)	0.0024	0.0018		mg/Kg dry	1		SW-846 8270D-E	4/10/20	4/11/20 22:52	IMR
Benzo(g,h,i)perylene (SIM)	ND	0.018		mg/Kg dry	1		SW-846 8270D-E	4/10/20	4/11/20 22:52	IMR
Benzo(k)fluoranthene (SIM)	ND	0.0071		mg/Kg dry	1		SW-846 8270D-E	4/10/20	4/11/20 22:52	IMR
Benzoic Acid	ND	1.1	0.63	mg/Kg dry	1		SW-846 8270D-E	4/10/20	4/11/20 19:28	BGL
Bis(2-chloroethoxy)methane	ND	0.36	0.15	mg/Kg dry	1		SW-846 8270D-E	4/10/20	4/11/20 19:28	BGL
Bis(2-chloroethyl)ether	ND	0.36	0.18	mg/Kg dry	1		SW-846 8270D-E	4/10/20	4/11/20 19:28	BGL
Bis(2-chloroisopropyl)ether	ND	0.36	0.24	mg/Kg dry	1		SW-846 8270D-E	4/10/20	4/11/20 19:28	BGL
Bis(2-Ethylhexyl)phthalate	ND	0.36	0.11	mg/Kg dry	1		SW-846 8270D-E	4/10/20	4/11/20 19:28	BGL
4-Bromophenylphenylether	ND	0.36	0.11	mg/Kg dry	1		SW-846 8270D-E	4/10/20	4/11/20 19:28	BGL
Butylbenzylphthalate	ND	0.36	0.13	mg/Kg dry	1		SW-846 8270D-E	4/10/20	4/11/20 19:28	BGL
Carbazole	ND	0.18	0.096	mg/Kg dry	1		SW-846 8270D-E	4/10/20	4/11/20 19:28	BGL
4-Chloroaniline	ND	0.70	0.15	mg/Kg dry	1	V-34	SW-846 8270D-E	4/10/20	4/11/20 19:28	BGL
4-Chloro-3-methylphenol	ND	0.70	0.15	mg/Kg dry	1		SW-846 8270D-E	4/10/20	4/11/20 19:28	BGL
2-Chloronaphthalene	ND	0.36	0.11	mg/Kg dry	1		SW-846 8270D-E	4/10/20	4/11/20 19:28	BGL
2-Chlorophenol	ND	0.36	0.13	mg/Kg dry	1		SW-846 8270D-E	4/10/20	4/11/20 19:28	BGL
4-Chlorophenylphenylether	ND	0.36	0.13	mg/Kg dry	1		SW-846 8270D-E	4/10/20	4/11/20 19:28	BGL
Chrysene (SIM)	ND	0.0071		mg/Kg dry	1		SW-846 8270D-E	4/10/20	4/11/20 22:52	IMR
Dibenz(a,h)anthracene (SIM)	ND	0.0018		mg/Kg dry	1		SW-846 8270D-E	4/10/20	4/11/20 22:52	IMR
Dibenzofuran	ND	0.36	0.13	mg/Kg dry	1		SW-846 8270D-E	4/10/20	4/11/20 19:28	BGL
Di-n-butylphthalate	ND	0.36	0.11	mg/Kg dry	1		SW-846 8270D-E	4/10/20	4/11/20 19:28	BGL
1,2-Dichlorobenzene	ND	0.36	0.11	mg/Kg dry	1		SW-846 8270D-E	4/10/20	4/11/20 19:28	BGL
1,3-Dichlorobenzene	ND	0.36	0.11	mg/Kg dry	1		SW-846 8270D-E	4/10/20	4/11/20 19:28	BGL
1,4-Dichlorobenzene	ND	0.36	0.096	mg/Kg dry	1		SW-846 8270D-E	4/10/20	4/11/20 19:28	BGL
3,3-Dichlorobenzidine	ND	0.18	0.14	mg/Kg dry	1		SW-846 8270D-E	4/10/20	4/11/20 19:28	BGL
2,4-Dichlorophenol	ND	0.36	0.11	mg/Kg dry	1		SW-846 8270D-E	4/10/20	4/11/20 19:28	BGL
Diethylphthalate	ND	0.36	0.15	mg/Kg dry	1		SW-846 8270D-E	4/10/20	4/11/20 19:28	BGL
2,4-Dimethylphenol	ND	0.36	0.13	mg/Kg dry	1		SW-846 8270D-E	4/10/20	4/11/20 19:28	BGL
Dimethylphthalate	ND	0.36	0.14	mg/Kg dry	1		SW-846 8270D-E	4/10/20	4/11/20 19:28	BGL
4,6-Dinitro-2-methylphenol	ND	0.36	0.32	mg/Kg dry	1		SW-846 8270D-E	4/10/20	4/11/20 19:28	BGL
2,4-Dinitrophenol	ND	0.70	0.49	mg/Kg dry	1		SW-846 8270D-E	4/10/20	4/11/20 19:28	BGL
2,4-Dinitrotoluene	ND	0.36	0.17	mg/Kg dry	1		SW-846 8270D-E	4/10/20	4/11/20 19:28	BGL
2,6-Dinitrotoluene	ND	0.36	0.17	mg/Kg dry	1		SW-846 8270D-E	4/10/20	4/11/20 19:28	BGL
Di-n-octylphthalate	ND	0.36	0.16	mg/Kg dry	1		SW-846 8270D-E	4/10/20	4/11/20 19:28	BGL
1,2-Diphenylhydrazine/Azobenzene	ND	0.36	0.11	mg/Kg dry	1		SW-846 8270D-E	4/10/20	4/11/20 19:28	BGL
Fluoranthene (SIM)	ND	0.018		mg/Kg dry	1		SW-846 8270D-E	4/10/20	4/11/20 22:52	IMR
Fluorene (SIM)	ND	0.035		mg/Kg dry	1		SW-846 8270D-E	4/10/20	4/11/20 22:52	IMR

39 Spruce Street * East Longmeadow, MA 01028 * FAX 413/525-6405 * TEL. 413/525-2332

Project Location: 5525 VT Route 100

Sample Description:

Work Order: 20D0207

Date Received: 4/4/2020

Sampled: 4/2/2020 10:10

Field Sample #: SB-8-10

Sample ID: 20D0207-06

Sample Matrix: Soil

Semivolatile Organic Compounds by GC/MS

Analyte	Results	RL	DL	Units	Dilution	Flag/Qual	Method	Date Prepared	Date/Time Analyzed	Analyst
Hexachlorobenzene	ND	0.36	0.096	mg/Kg dry	1		SW-846 8270D-E	4/10/20	4/11/20 19:28	BGL
Hexachlorobutadiene	ND	0.36	0.14	mg/Kg dry	1		SW-846 8270D-E	4/10/20	4/11/20 19:28	BGL
Hexachlorocyclopentadiene	ND	0.36	0.30	mg/Kg dry	1		SW-846 8270D-E	4/10/20	4/11/20 19:28	BGL
Hexachloroethane	ND	0.36	0.12	mg/Kg dry	1		SW-846 8270D-E	4/10/20	4/11/20 19:28	BGL
Indeno(1,2,3-cd)pyrene (SIM)	ND	0.0071		mg/Kg dry	1		SW-846 8270D-E	4/10/20	4/11/20 22:52	IMR
Isophorone	ND	0.36	0.13	mg/Kg dry	1		SW-846 8270D-E	4/10/20	4/11/20 19:28	BGL
1-Methylnaphthalene	ND	0.18	0.096	mg/Kg dry	1		SW-846 8270D-E	4/10/20	4/11/20 19:28	BGL
2-Methylnaphthalene (SIM)	ND	0.035		mg/Kg dry	1		SW-846 8270D-E	4/10/20	4/11/20 22:52	IMR
2-Methylphenol	ND	0.36	0.14	mg/Kg dry	1		SW-846 8270D-E	4/10/20	4/11/20 19:28	BGL
3/4-Methylphenol	ND	0.36	0.13	mg/Kg dry	1		SW-846 8270D-E	4/10/20	4/11/20 19:28	BGL
Naphthalene (SIM)	ND	0.035		mg/Kg dry	1		SW-846 8270D-E	4/10/20	4/11/20 22:52	IMR
2-Nitroaniline	ND	0.36	0.21	mg/Kg dry	1		SW-846 8270D-E	4/10/20	4/11/20 19:28	BGL
3-Nitroaniline	ND	0.36	0.15	mg/Kg dry	1		SW-846 8270D-E	4/10/20	4/11/20 19:28	BGL
4-Nitroaniline	ND	0.36	0.14	mg/Kg dry	1		SW-846 8270D-E	4/10/20	4/11/20 19:28	BGL
Nitrobenzene	ND	0.36	0.15	mg/Kg dry	1		SW-846 8270D-E	4/10/20	4/11/20 19:28	BGL
2-Nitrophenol	ND	0.36	0.15	mg/Kg dry	1		SW-846 8270D-E	4/10/20	4/11/20 19:28	BGL
4-Nitrophenol	ND	0.70	0.26	mg/Kg dry	1		SW-846 8270D-E	4/10/20	4/11/20 19:28	BGL
N-Nitrosodimethylamine	ND	0.36	0.19	mg/Kg dry	1		SW-846 8270D-E	4/10/20	4/11/20 19:28	BGL
N-Nitrosodiphenylamine/Diphenylamine	ND	0.36	0.11	mg/Kg dry	1		SW-846 8270D-E	4/10/20	4/11/20 19:28	BGL
N-Nitrosodi-n-propylamine	ND	0.36	0.16	mg/Kg dry	1		SW-846 8270D-E	4/10/20	4/11/20 19:28	BGL
Pentachloronitrobenzene	ND	0.36	0.13	mg/Kg dry	1		SW-846 8270D-E	4/10/20	4/11/20 19:28	BGL
Pentachlorophenol	ND	0.36	0.24	mg/Kg dry	1		SW-846 8270D-E	4/10/20	4/11/20 19:28	BGL
Phenanthrene (SIM)	ND	0.0089		mg/Kg dry	1		SW-846 8270D-E	4/10/20	4/11/20 22:52	IMR
Phenol	ND	0.36	0.13	mg/Kg dry	1		SW-846 8270D-E	4/10/20	4/11/20 19:28	BGL
Pyrene (SIM)	ND	0.035		mg/Kg dry	1		SW-846 8270D-E	4/10/20	4/11/20 22:52	IMR
Pyridine	ND	0.36	0.11	mg/Kg dry	1		SW-846 8270D-E	4/10/20	4/11/20 19:28	BGL
1,2,4,5-Tetrachlorobenzene	ND	0.36	0.14	mg/Kg dry	1		SW-846 8270D-E	4/10/20	4/11/20 19:28	BGL
1,2,4-Trichlorobenzene	ND	0.36	0.12	mg/Kg dry	1		SW-846 8270D-E	4/10/20	4/11/20 19:28	BGL
2,4,5-Trichlorophenol	ND	0.36	0.13	mg/Kg dry	1		SW-846 8270D-E	4/10/20	4/11/20 19:28	BGL
2,4,6-Trichlorophenol	ND	0.36	0.13	mg/Kg dry	1		SW-846 8270D-E	4/10/20	4/11/20 19:28	BGL

Surrogates	% Recovery	Recovery Limits	Flag/Qual
2-Fluorophenol	77.5	30-130	4/11/20 19:28
Phenol-d6	83.2	30-130	4/11/20 19:28
Nitrobenzene-d5	70.7	30-130	4/11/20 19:28
Nitrobenzene-d5	93.6	30-130	4/11/20 22:52
2-Fluorobiphenyl	79.8	30-130	4/11/20 22:52
2-Fluorobiphenyl	88.8	30-130	4/11/20 19:28
2,4,6-Tribromophenol	67.6	30-130	4/11/20 19:28
p-Terphenyl-d14	86.3	30-130	4/11/20 19:28
p-Terphenyl-d14	80.2	30-130	4/11/20 22:52

39 Spruce Street * East Longmeadow, MA 01028 * FAX 413/525-6405 * TEL. 413/525-2332

Project Location: 5525 VT Route 100

Sample Description:

Work Order: 20D0207

Date Received: 4/4/2020

Field Sample #: SB-8-10

Sampled: 4/2/2020 10:10

Sample ID: 20D0207-06

Sample Matrix: Soil

Petroleum Hydrocarbons Analyses

Analyte	Results	RL	Units	Dilution	Flag/Qual	Method	Date Prepared	Date/Time Analyzed	Analyst
TPH (C9-C36)	12	8.9	mg/Kg dry	1	Z-01a	SW-846 8015C	4/9/20	4/11/20 3:59	RMW
Surrogates	% Recovery		Recovery Limits		Flag/Qual				
2-Fluorobiphenyl	73.5		40-140					4/11/20 3:59	

39 Spruce Street * East Longmeadow, MA 01028 * FAX 413/525-6405 * TEL. 413/525-2332

Project Location: 5525 VT Route 100

Sample Description:

Work Order: 20D0207

Date Received: 4/4/2020

Field Sample #: SB-8-10

Sampled: 4/2/2020 10:10

Sample ID: 20D0207-06

Sample Matrix: Soil

Metals Analyses (Total)

Analyte	Results	RL	DL	Units	Dilution	Flag/Qual	Method	Date Prepared	Date/Time Analyzed	Analyst
Antimony	ND	1.8	0.66	mg/Kg dry	1	MS-07	SW-846 6010D	4/8/20	4/8/20 20:11	QNW
Arsenic	14	3.5	0.57	mg/Kg dry	1		SW-846 6010D	4/8/20	4/8/20 20:11	QNW
Barium	17	1.8	0.24	mg/Kg dry	1		SW-846 6010D	4/8/20	4/8/20 20:11	QNW
Beryllium	0.12	0.18	0.098	mg/Kg dry	1	J	SW-846 6010D	4/8/20	4/8/20 20:11	QNW
Cadmium	ND	0.35	0.098	mg/Kg dry	1		SW-846 6010D	4/8/20	4/8/20 20:11	QNW
Chromium	16	0.70	0.42	mg/Kg dry	1		SW-846 6010D	4/8/20	4/8/20 20:11	QNW
Copper	25	0.70	0.43	mg/Kg dry	1		SW-846 6010D	4/8/20	4/8/20 20:11	QNW
Lead	14	0.53	0.34	mg/Kg dry	1		SW-846 6010D	4/8/20	4/8/20 20:11	QNW
Mercury	ND	0.026	0.0078	mg/Kg dry	1		SW-846 7471B	4/6/20	4/7/20 14:08	CJV
Nickel	31	0.70	0.41	mg/Kg dry	1		SW-846 6010D	4/8/20	4/8/20 20:11	QNW
Selenium	ND	3.5	0.78	mg/Kg dry	1		SW-846 6010D	4/8/20	4/8/20 20:11	QNW
Silver	ND	0.35	0.21	mg/Kg dry	1		SW-846 6010D	4/8/20	4/8/20 20:11	QNW
Thallium	ND	1.8	1.4	mg/Kg dry	1		SW-846 6010D	4/8/20	4/8/20 20:11	QNW
Zinc	36	0.70	0.27	mg/Kg dry	1	B-07	SW-846 6010D	4/8/20	4/8/20 20:11	QNW

39 Spruce Street * East Longmeadow, MA 01028 * FAX 413/525-6405 * TEL. 413/525-2332

Project Location: 5525 VT Route 100

Sample Description:

Work Order: 20D0207

Date Received: 4/4/2020

Sampled: 4/2/2020 10:10

Field Sample #: SB-8-10

Sample ID: 20D0207-06

Sample Matrix: Soil

Conventional Chemistry Parameters by EPA/PHA/SW-846 Methods (Total)

Analyte	Results	RL	Units	Dilution	Flag/Qual	Method	Date Prepared	Date/Time Analyzed	Analyst
% Solids	93.6		% Wt	1		SM 2540G	4/14/20	4/14/20 15:59	CAH

39 Spruce Street * East Longmeadow, MA 01028 * FAX 413/525-6405 * TEL. 413/525-2332

Project Location: 5525 VT Route 100

Sample Description:

Work Order: 20D0207

Date Received: 4/4/2020

Field Sample #: Trip Blank

Sampled: 4/2/2020 00:00

Sample ID: 20D0207-07

Sample Matrix: Trip Blank Water

Volatile Organic Compounds by GC/MS

Analyte	Results	RL	DL	Units	Dilution	Flag/Qual	Method	Date Prepared	Date/Time Analyzed	Analyst
Acetone	ND	50	3.8	µg/L	1		SW-846 8260C-D	4/6/20	4/6/20 11:34	EEH
Acrylonitrile	ND	5.0	0.52	µg/L	1		SW-846 8260C-D	4/6/20	4/6/20 11:34	EEH
tert-Amyl Methyl Ether (TAME)	ND	0.50	0.14	µg/L	1		SW-846 8260C-D	4/6/20	4/6/20 11:34	EEH
Benzene	ND	1.0	0.18	µg/L	1		SW-846 8260C-D	4/6/20	4/6/20 11:34	EEH
Bromobenzene	ND	1.0	0.15	µg/L	1		SW-846 8260C-D	4/6/20	4/6/20 11:34	EEH
Bromochloromethane	ND	1.0	0.32	µg/L	1		SW-846 8260C-D	4/6/20	4/6/20 11:34	EEH
Bromodichloromethane	ND	0.50	0.16	µg/L	1		SW-846 8260C-D	4/6/20	4/6/20 11:34	EEH
Bromoform	ND	1.0	0.46	µg/L	1		SW-846 8260C-D	4/6/20	4/6/20 11:34	EEH
Bromomethane	ND	2.0	0.78	µg/L	1	V-05	SW-846 8260C-D	4/6/20	4/6/20 11:34	EEH
2-Butanone (MEK)	ND	20	1.9	µg/L	1		SW-846 8260C-D	4/6/20	4/6/20 11:34	EEH
tert-Butyl Alcohol (TBA)	ND	20	4.2	µg/L	1		SW-846 8260C-D	4/6/20	4/6/20 11:34	EEH
n-Butylbenzene	ND	1.0	0.21	µg/L	1		SW-846 8260C-D	4/6/20	4/6/20 11:34	EEH
sec-Butylbenzene	ND	1.0	0.16	µg/L	1		SW-846 8260C-D	4/6/20	4/6/20 11:34	EEH
tert-Butylbenzene	ND	1.0	0.17	µg/L	1		SW-846 8260C-D	4/6/20	4/6/20 11:34	EEH
tert-Butyl Ethyl Ether (TBEE)	ND	0.50	0.16	µg/L	1		SW-846 8260C-D	4/6/20	4/6/20 11:34	EEH
Carbon Disulfide	ND	5.0	4.4	µg/L	1		SW-846 8260C-D	4/6/20	4/6/20 11:34	EEH
Carbon Tetrachloride	ND	5.0	0.11	µg/L	1		SW-846 8260C-D	4/6/20	4/6/20 11:34	EEH
Chlorobenzene	ND	1.0	0.15	µg/L	1		SW-846 8260C-D	4/6/20	4/6/20 11:34	EEH
Chlorodibromomethane	ND	0.50	0.21	µg/L	1		SW-846 8260C-D	4/6/20	4/6/20 11:34	EEH
Chloroethane	ND	2.0	0.35	µg/L	1		SW-846 8260C-D	4/6/20	4/6/20 11:34	EEH
Chloroform	ND	2.0	0.17	µg/L	1		SW-846 8260C-D	4/6/20	4/6/20 11:34	EEH
Chloromethane	ND	2.0	0.45	µg/L	1		SW-846 8260C-D	4/6/20	4/6/20 11:34	EEH
2-Chlorotoluene	ND	1.0	0.12	µg/L	1		SW-846 8260C-D	4/6/20	4/6/20 11:34	EEH
4-Chlorotoluene	ND	1.0	0.14	µg/L	1		SW-846 8260C-D	4/6/20	4/6/20 11:34	EEH
1,2-Dibromo-3-chloropropane (DBCP)	ND	5.0	0.53	µg/L	1		SW-846 8260C-D	4/6/20	4/6/20 11:34	EEH
1,2-Dibromoethane (EDB)	ND	0.50	0.19	µg/L	1		SW-846 8260C-D	4/6/20	4/6/20 11:34	EEH
Dibromomethane	ND	1.0	0.37	µg/L	1		SW-846 8260C-D	4/6/20	4/6/20 11:34	EEH
1,2-Dichlorobenzene	ND	1.0	0.16	µg/L	1		SW-846 8260C-D	4/6/20	4/6/20 11:34	EEH
1,3-Dichlorobenzene	ND	1.0	0.12	µg/L	1		SW-846 8260C-D	4/6/20	4/6/20 11:34	EEH
1,4-Dichlorobenzene	ND	1.0	0.13	µg/L	1		SW-846 8260C-D	4/6/20	4/6/20 11:34	EEH
trans-1,4-Dichloro-2-butene	ND	2.0	0.31	µg/L	1		SW-846 8260C-D	4/6/20	4/6/20 11:34	EEH
Dichlorodifluoromethane (Freon 12)	ND	2.0	0.26	µg/L	1		SW-846 8260C-D	4/6/20	4/6/20 11:34	EEH
1,1-Dichloroethane	ND	1.0	0.16	µg/L	1		SW-846 8260C-D	4/6/20	4/6/20 11:34	EEH
1,2-Dichloroethane	ND	1.0	0.41	µg/L	1		SW-846 8260C-D	4/6/20	4/6/20 11:34	EEH
1,1-Dichloroethylene	ND	1.0	0.32	µg/L	1		SW-846 8260C-D	4/6/20	4/6/20 11:34	EEH
cis-1,2-Dichloroethylene	ND	1.0	0.13	µg/L	1		SW-846 8260C-D	4/6/20	4/6/20 11:34	EEH
trans-1,2-Dichloroethylene	ND	1.0	0.31	µg/L	1		SW-846 8260C-D	4/6/20	4/6/20 11:34	EEH
1,2-Dichloropropane	ND	1.0	0.20	µg/L	1		SW-846 8260C-D	4/6/20	4/6/20 11:34	EEH
1,3-Dichloropropane	ND	0.50	0.11	µg/L	1		SW-846 8260C-D	4/6/20	4/6/20 11:34	EEH
2,2-Dichloropropane	ND	1.0	0.20	µg/L	1		SW-846 8260C-D	4/6/20	4/6/20 11:34	EEH
1,1-Dichloropropene	ND	2.0	0.16	µg/L	1		SW-846 8260C-D	4/6/20	4/6/20 11:34	EEH
cis-1,3-Dichloropropene	ND	0.50	0.13	µg/L	1		SW-846 8260C-D	4/6/20	4/6/20 11:34	EEH
trans-1,3-Dichloropropene	ND	0.50	0.23	µg/L	1		SW-846 8260C-D	4/6/20	4/6/20 11:34	EEH
Diethyl Ether	ND	2.0	0.34	µg/L	1		SW-846 8260C-D	4/6/20	4/6/20 11:34	EEH

39 Spruce Street * East Longmeadow, MA 01028 * FAX 413/525-6405 * TEL. 413/525-2332

Project Location: 5525 VT Route 100

Sample Description:

Work Order: 20D0207

Date Received: 4/4/2020

Field Sample #: Trip Blank

Sampled: 4/2/2020 00:00

Sample ID: 20D0207-07

Sample Matrix: Trip Blank Water

Volatile Organic Compounds by GC/MS

Analyte	Results	RL	DL	Units	Dilution	Flag/Qual	Method	Date Prepared	Date/Time Analyzed	Analyst
Diisopropyl Ether (DIPE)	ND	0.50	0.17	µg/L	1		SW-846 8260C-D	4/6/20	4/6/20 11:34	EEH
1,4-Dioxane	ND	50	22	µg/L	1		SW-846 8260C-D	4/6/20	4/6/20 11:34	EEH
Ethylbenzene	ND	1.0	0.13	µg/L	1		SW-846 8260C-D	4/6/20	4/6/20 11:34	EEH
Hexachlorobutadiene	ND	0.60	0.47	µg/L	1		SW-846 8260C-D	4/6/20	4/6/20 11:34	EEH
2-Hexanone (MBK)	ND	10	1.5	µg/L	1		SW-846 8260C-D	4/6/20	4/6/20 11:34	EEH
Isopropylbenzene (Cumene)	ND	1.0	0.17	µg/L	1		SW-846 8260C-D	4/6/20	4/6/20 11:34	EEH
p-Isopropyltoluene (p-Cymene)	ND	1.0	0.20	µg/L	1		SW-846 8260C-D	4/6/20	4/6/20 11:34	EEH
Methyl Acetate	ND	1.0	0.42	µg/L	1		SW-846 8260C-D	4/6/20	4/6/20 11:34	EEH
Methyl tert-Butyl Ether (MTBE)	ND	1.0	0.25	µg/L	1		SW-846 8260C-D	4/6/20	4/6/20 11:34	EEH
Methyl Cyclohexane	ND	1.0	0.20	µg/L	1		SW-846 8260C-D	4/6/20	4/6/20 11:34	EEH
Methylene Chloride	ND	5.0	0.34	µg/L	1	V-05	SW-846 8260C-D	4/6/20	4/6/20 11:34	EEH
4-Methyl-2-pentanone (MIBK)	ND	10	1.7	µg/L	1		SW-846 8260C-D	4/6/20	4/6/20 11:34	EEH
Naphthalene	ND	2.0	0.31	µg/L	1		SW-846 8260C-D	4/6/20	4/6/20 11:34	EEH
n-Propylbenzene	ND	1.0	0.13	µg/L	1		SW-846 8260C-D	4/6/20	4/6/20 11:34	EEH
Styrene	ND	1.0	0.11	µg/L	1		SW-846 8260C-D	4/6/20	4/6/20 11:34	EEH
1,1,1,2-Tetrachloroethane	ND	1.0	0.27	µg/L	1		SW-846 8260C-D	4/6/20	4/6/20 11:34	EEH
1,1,2,2-Tetrachloroethane	ND	0.50	0.22	µg/L	1		SW-846 8260C-D	4/6/20	4/6/20 11:34	EEH
Tetrachloroethylene	ND	1.0	0.18	µg/L	1		SW-846 8260C-D	4/6/20	4/6/20 11:34	EEH
Tetrahydrofuran	ND	10	0.51	µg/L	1		SW-846 8260C-D	4/6/20	4/6/20 11:34	EEH
Toluene	ND	1.0	0.14	µg/L	1		SW-846 8260C-D	4/6/20	4/6/20 11:34	EEH
1,2,3-Trichlorobenzene	ND	5.0	0.57	µg/L	1		SW-846 8260C-D	4/6/20	4/6/20 11:34	EEH
1,2,4-Trichlorobenzene	ND	1.0	0.40	µg/L	1		SW-846 8260C-D	4/6/20	4/6/20 11:34	EEH
1,3,5-Trichlorobenzene	ND	1.0	0.30	µg/L	1		SW-846 8260C-D	4/6/20	4/6/20 11:34	EEH
1,1,1-Trichloroethane	ND	1.0	0.20	µg/L	1		SW-846 8260C-D	4/6/20	4/6/20 11:34	EEH
1,1,2-Trichloroethane	ND	1.0	0.16	µg/L	1		SW-846 8260C-D	4/6/20	4/6/20 11:34	EEH
Trichloroethylene	ND	1.0	0.24	µg/L	1		SW-846 8260C-D	4/6/20	4/6/20 11:34	EEH
Trichlorofluoromethane (Freon 11)	ND	2.0	0.33	µg/L	1		SW-846 8260C-D	4/6/20	4/6/20 11:34	EEH
1,2,3-Trichloropropane	ND	2.0	0.25	µg/L	1		SW-846 8260C-D	4/6/20	4/6/20 11:34	EEH
1,1,2-Trichloro-1,2,2-trifluoroethane (Freon 113)	ND	1.0	0.32	µg/L	1		SW-846 8260C-D	4/6/20	4/6/20 11:34	EEH
1,2,4-Trimethylbenzene	ND	1.0	0.18	µg/L	1		SW-846 8260C-D	4/6/20	4/6/20 11:34	EEH
1,3,5-Trimethylbenzene	ND	1.0	0.14	µg/L	1		SW-846 8260C-D	4/6/20	4/6/20 11:34	EEH
Vinyl Chloride	ND	2.0	0.45	µg/L	1		SW-846 8260C-D	4/6/20	4/6/20 11:34	EEH
m+p Xylene	ND	2.0	0.30	µg/L	1		SW-846 8260C-D	4/6/20	4/6/20 11:34	EEH
o-Xylene	ND	1.0	0.17	µg/L	1		SW-846 8260C-D	4/6/20	4/6/20 11:34	EEH
Surrogates	% Recovery		Recovery Limits		Flag/Qual					
1,2-Dichloroethane-d4	99.8		70-130						4/6/20 11:34	
Toluene-d8	101		70-130						4/6/20 11:34	
4-Bromofluorobenzene	101		70-130						4/6/20 11:34	

Sample Extraction Data

Prep Method: % Solids Analytical Method: SM 2540G

Lab Number [Field ID]	Batch	Date
20D0207-01 [SB-1-9.0]	B256211	04/14/20
20D0207-02 [SB-1-9.0-FD]	B256211	04/14/20
20D0207-03 [SB-5-9.0]	B256211	04/14/20
20D0207-04 [SB-2-12.0]	B256211	04/14/20
20D0207-05 [SB-4-12.0]	B256211	04/14/20
20D0207-06 [SB-8-10]	B256211	04/14/20

Prep Method: SW-846 3050B Analytical Method: SW-846 6010D

Lab Number [Field ID]	Batch	Initial [g]	Final [mL]	Date
20D0207-01 [SB-1-9.0]	B255893	1.53	50.0	04/08/20
20D0207-02 [SB-1-9.0-FD]	B255893	1.51	50.0	04/08/20
20D0207-03 [SB-5-9.0]	B255893	1.51	50.0	04/08/20
20D0207-04 [SB-2-12.0]	B255893	1.52	50.0	04/08/20
20D0207-05 [SB-4-12.0]	B255893	1.51	50.0	04/08/20
20D0207-06 [SB-8-10]	B255893	1.52	50.0	04/08/20

Prep Method: SW-846 7471 Analytical Method: SW-846 7471B

Lab Number [Field ID]	Batch	Initial [g]	Final [mL]	Date
20D0207-01 [SB-1-9.0]	B255714	0.587	50.0	04/06/20
20D0207-02 [SB-1-9.0-FD]	B255714	0.607	50.0	04/06/20
20D0207-03 [SB-5-9.0]	B255714	0.599	50.0	04/06/20
20D0207-04 [SB-2-12.0]	B255714	0.630	50.0	04/06/20
20D0207-05 [SB-4-12.0]	B255714	0.632	50.0	04/06/20
20D0207-06 [SB-8-10]	B255714	0.617	50.0	04/06/20

Prep Method: SW-846 3546 Analytical Method: SW-846 8015C

Lab Number [Field ID]	Batch	Initial [g]	Final [mL]	Date
20D0207-01 [SB-1-9.0]	B255970	30.2	1.00	04/09/20
20D0207-02 [SB-1-9.0-FD]	B255970	30.1	1.00	04/09/20
20D0207-03 [SB-5-9.0]	B255970	30.3	1.00	04/09/20
20D0207-04 [SB-2-12.0]	B255970	30.2	1.00	04/09/20
20D0207-05 [SB-4-12.0]	B255970	30.1	1.00	04/09/20
20D0207-06 [SB-8-10]	B255970	30.1	1.00	04/09/20

Prep Method: SW-846 5035 Analytical Method: SW-846 8260C-D

Lab Number [Field ID]	Batch	Sample Amount(g)	Methanol Volume(mL)	Methanol Aliquot(mL)	Final Volume(mL)	Date
20D0207-04 [SB-2-12.0]	B255711	8.09	5.44	1	50	04/06/20
20D0207-04RE1 [SB-2-12.0]	B255711	8.09	5.44	0.005	50	04/06/20
20D0207-05 [SB-4-12.0]	B255711	8.59	5.82	0.01	50	04/06/20

Prep Method: SW-846 5035 Analytical Method: SW-846 8260C-D

Lab Number [Field ID]	Batch	Initial [g]	Final [mL]	Date
20D0207-01 [SB-1-9.0]	B255725	7.63	10.0	04/06/20
20D0207-02 [SB-1-9.0-FD]	B255725	7.55	10.0	04/06/20

39 Spruce Street * East Longmeadow, MA 01028 * FAX 413/525-6405 * TEL. 413/525-2332

Sample Extraction Data

Prep Method: SW-846 5035 Analytical Method: SW-846 8260C-D

Lab Number [Field ID]	Batch	Initial [g]	Final [mL]	Date
20D0207-03 [SB-5-9.0]	B255725	9.31	10.0	04/06/20
20D0207-06 [SB-8-10]	B255725	8.88	10.0	04/06/20

Prep Method: SW-846 5030B Analytical Method: SW-846 8260C-D

Lab Number [Field ID]	Batch	Initial [mL]	Final [mL]	Date
20D0207-07 [Trip Blank]	B255705	5	5.00	04/06/20

Prep Method: SW-846 3546 Analytical Method: SW-846 8270D-E

Lab Number [Field ID]	Batch	Initial [g]	Final [mL]	Date
20D0207-01 [SB-1-9.0]	B256015	30.2	1.00	04/10/20
20D0207-02 [SB-1-9.0-FD]	B256015	30.1	1.00	04/10/20
20D0207-03 [SB-5-9.0]	B256015	30.1	1.00	04/10/20
20D0207-04 [SB-2-12.0]	B256015	30.2	1.00	04/10/20
20D0207-05 [SB-4-12.0]	B256015	30.2	1.00	04/10/20
20D0207-06 [SB-8-10]	B256015	30.1	1.00	04/10/20

Prep Method: SW-846 3546 Analytical Method: SW-846 8270D-E

Lab Number [Field ID]	Batch	Initial [g]	Final [mL]	Date
20D0207-01 [SB-1-9.0]	B256107	30.2	1.00	04/10/20
20D0207-02 [SB-1-9.0-FD]	B256107	30.1	1.00	04/10/20
20D0207-03 [SB-5-9.0]	B256107	30.1	1.00	04/10/20
20D0207-04 [SB-2-12.0]	B256107	30.2	1.00	04/10/20
20D0207-05 [SB-4-12.0]	B256107	30.2	1.00	04/10/20
20D0207-06 [SB-8-10]	B256107	30.1	1.00	04/10/20

39 Spruce Street * East Longmeadow, MA 01028 * FAX 413/525-6405 * TEL. 413/525-2332

QUALITY CONTROL

Volatile Organic Compounds by GC/MS - Quality Control

Analyte	Result	Reporting Limit	Units	Spike Level	Source Result	%REC	%REC Limits	RPD	RPD Limit	Notes
---------	--------	-----------------	-------	-------------	---------------	------	-------------	-----	-----------	-------

Batch B255705 - SW-846 5030B

Blank (B255705-BLK1)

Prepared & Analyzed: 04/06/20

Acetone	ND	50	µg/L							
Acrylonitrile	ND	5.0	µg/L							
tert-Amyl Methyl Ether (TAME)	ND	0.50	µg/L							
Benzene	ND	1.0	µg/L							
Bromobenzene	ND	1.0	µg/L							
Bromochloromethane	ND	1.0	µg/L							
Bromodichloromethane	ND	0.50	µg/L							
Bromoform	ND	1.0	µg/L							
Bromomethane	ND	2.0	µg/L							V-05
2-Butanone (MEK)	ND	20	µg/L							
tert-Butyl Alcohol (TBA)	ND	20	µg/L							
n-Butylbenzene	ND	1.0	µg/L							
sec-Butylbenzene	ND	1.0	µg/L							
tert-Butylbenzene	ND	1.0	µg/L							
tert-Butyl Ethyl Ether (TBEE)	ND	0.50	µg/L							
Carbon Disulfide	ND	5.0	µg/L							
Carbon Tetrachloride	ND	5.0	µg/L							
Chlorobenzene	ND	1.0	µg/L							
Chlorodibromomethane	ND	0.50	µg/L							
Chloroethane	ND	2.0	µg/L							
Chloroform	ND	2.0	µg/L							
Chloromethane	ND	2.0	µg/L							
2-Chlorotoluene	ND	1.0	µg/L							
4-Chlorotoluene	ND	1.0	µg/L							
1,2-Dibromo-3-chloropropane (DBCP)	ND	5.0	µg/L							
1,2-Dibromoethane (EDB)	ND	0.50	µg/L							
Dibromomethane	ND	1.0	µg/L							
1,2-Dichlorobenzene	ND	1.0	µg/L							
1,3-Dichlorobenzene	ND	1.0	µg/L							
1,4-Dichlorobenzene	ND	1.0	µg/L							
trans-1,4-Dichloro-2-butene	ND	2.0	µg/L							
Dichlorodifluoromethane (Freon 12)	ND	2.0	µg/L							
1,1-Dichloroethane	ND	1.0	µg/L							
1,2-Dichloroethane	ND	1.0	µg/L							
1,1-Dichloroethylene	ND	1.0	µg/L							
cis-1,2-Dichloroethylene	ND	1.0	µg/L							
trans-1,2-Dichloroethylene	ND	1.0	µg/L							
1,2-Dichloropropane	ND	1.0	µg/L							
1,3-Dichloropropane	ND	0.50	µg/L							
2,2-Dichloropropane	ND	1.0	µg/L							
1,1-Dichloropropene	ND	2.0	µg/L							
cis-1,3-Dichloropropene	ND	0.50	µg/L							
trans-1,3-Dichloropropene	ND	0.50	µg/L							
Diethyl Ether	ND	2.0	µg/L							
Diisopropyl Ether (DIPE)	ND	0.50	µg/L							
1,4-Dioxane	ND	50	µg/L							
Ethylbenzene	ND	1.0	µg/L							
Hexachlorobutadiene	ND	0.60	µg/L							
2-Hexanone (MBK)	ND	10	µg/L							
Isopropylbenzene (Cumene)	ND	1.0	µg/L							
p-Isopropyltoluene (p-Cymene)	ND	1.0	µg/L							
Methyl Acetate	ND	1.0	µg/L							

39 Spruce Street * East Longmeadow, MA 01028 * FAX 413/525-6405 * TEL. 413/525-2332

QUALITY CONTROL

Volatile Organic Compounds by GC/MS - Quality Control

Analyte	Result	Reporting Limit	Units	Spike Level	Source Result	%REC	%REC Limits	RPD	RPD Limit	Notes
---------	--------	-----------------	-------	-------------	---------------	------	-------------	-----	-----------	-------

Batch B255705 - SW-846 5030B

Blank (B255705-BLK1)

Prepared & Analyzed: 04/06/20

Methyl tert-Butyl Ether (MTBE)	ND	1.0	µg/L							
Methyl Cyclohexane	ND	1.0	µg/L							
Methylene Chloride	ND	5.0	µg/L							V-05
4-Methyl-2-pentanone (MIBK)	ND	10	µg/L							
Naphthalene	ND	2.0	µg/L							
n-Propylbenzene	ND	1.0	µg/L							
Styrene	ND	1.0	µg/L							
1,1,1,2-Tetrachloroethane	ND	1.0	µg/L							
1,1,2,2-Tetrachloroethane	ND	0.50	µg/L							
Tetrachloroethylene	ND	1.0	µg/L							
Tetrahydrofuran	ND	10	µg/L							
Toluene	ND	1.0	µg/L							
1,2,3-Trichlorobenzene	ND	5.0	µg/L							
1,2,4-Trichlorobenzene	ND	1.0	µg/L							
1,3,5-Trichlorobenzene	ND	1.0	µg/L							
1,1,1-Trichloroethane	ND	1.0	µg/L							
1,1,2-Trichloroethane	ND	1.0	µg/L							
Trichloroethylene	ND	1.0	µg/L							
Trichlorofluoromethane (Freon 11)	ND	2.0	µg/L							
1,2,3-Trichloropropane	ND	2.0	µg/L							
1,1,2-Trichloro-1,2,2-trifluoroethane (Freon 113)	ND	1.0	µg/L							
1,2,4-Trimethylbenzene	ND	1.0	µg/L							
1,3,5-Trimethylbenzene	ND	1.0	µg/L							
Vinyl Chloride	ND	2.0	µg/L							
m+p Xylene	ND	2.0	µg/L							
o-Xylene	ND	1.0	µg/L							
Surrogate: 1,2-Dichloroethane-d4	24.8		µg/L	25.0		99.2	70-130			
Surrogate: Toluene-d8	24.9		µg/L	25.0		99.6	70-130			
Surrogate: 4-Bromofluorobenzene	25.8		µg/L	25.0		103	70-130			

LCS (B255705-BS1)

Prepared & Analyzed: 04/06/20

Acetone	89.4	50	µg/L	100		89.4	70-160			†
Acrylonitrile	9.83	5.0	µg/L	10.0		98.3	70-130			
tert-Amyl Methyl Ether (TAME)	10.4	0.50	µg/L	10.0		104	70-130			
Benzene	10.3	1.0	µg/L	10.0		103	70-130			
Bromobenzene	9.88	1.0	µg/L	10.0		98.8	70-130			
Bromochloromethane	9.93	1.0	µg/L	10.0		99.3	70-130			
Bromodichloromethane	9.68	0.50	µg/L	10.0		96.8	70-130			
Bromoform	10.9	1.0	µg/L	10.0		109	70-130			
Bromomethane	7.89	2.0	µg/L	10.0		78.9	40-160		V-05	†
2-Butanone (MEK)	120	20	µg/L	100		120	40-160			†
tert-Butyl Alcohol (TBA)	102	20	µg/L	100		102	40-160			†
n-Butylbenzene	9.64	1.0	µg/L	10.0		96.4	70-130			
sec-Butylbenzene	9.82	1.0	µg/L	10.0		98.2	70-130			
tert-Butylbenzene	9.88	1.0	µg/L	10.0		98.8	70-130			
tert-Butyl Ethyl Ether (TBEE)	10.6	0.50	µg/L	10.0		106	70-130			
Carbon Disulfide	89.2	5.0	µg/L	100		89.2	70-130			
Carbon Tetrachloride	10.6	5.0	µg/L	10.0		106	70-130			
Chlorobenzene	10.3	1.0	µg/L	10.0		103	70-130			
Chlorodibromomethane	10.7	0.50	µg/L	10.0		107	70-130			
Chloroethane	8.57	2.0	µg/L	10.0		85.7	70-130			
Chloroform	10.2	2.0	µg/L	10.0		102	70-130			

39 Spruce Street * East Longmeadow, MA 01028 * FAX 413/525-6405 * TEL. 413/525-2332

QUALITY CONTROL

Volatile Organic Compounds by GC/MS - Quality Control

Analyte	Result	Reporting Limit	Units	Spike Level	Source Result	%REC	%REC Limits	RPD	RPD Limit	Notes
Batch B255705 - SW-846 5030B										
LCS (B255705-BS1)										
Prepared & Analyzed: 04/06/20										
Chloromethane	8.97	2.0	µg/L	10.0		89.7	40-160			†
2-Chlorotoluene	10.1	1.0	µg/L	10.0		101	70-130			
4-Chlorotoluene	10.4	1.0	µg/L	10.0		104	70-130			
1,2-Dibromo-3-chloropropane (DBCP)	10.6	5.0	µg/L	10.0		106	70-130			
1,2-Dibromoethane (EDB)	10.5	0.50	µg/L	10.0		105	70-130			
Dibromomethane	10.2	1.0	µg/L	10.0		102	70-130			
1,2-Dichlorobenzene	9.78	1.0	µg/L	10.0		97.8	70-130			
1,3-Dichlorobenzene	9.69	1.0	µg/L	10.0		96.9	70-130			
1,4-Dichlorobenzene	9.74	1.0	µg/L	10.0		97.4	70-130			
trans-1,4-Dichloro-2-butene	11.0	2.0	µg/L	10.0		110	70-130			
Dichlorodifluoromethane (Freon 12)	9.90	2.0	µg/L	10.0		99.0	40-160			†
1,1-Dichloroethane	10.4	1.0	µg/L	10.0		104	70-130			
1,2-Dichloroethane	9.17	1.0	µg/L	10.0		91.7	70-130			
1,1-Dichloroethylene	8.70	1.0	µg/L	10.0		87.0	70-130			
cis-1,2-Dichloroethylene	10.3	1.0	µg/L	10.0		103	70-130			
trans-1,2-Dichloroethylene	9.72	1.0	µg/L	10.0		97.2	70-130			
1,2-Dichloropropane	10.0	1.0	µg/L	10.0		100	70-130			
1,3-Dichloropropane	10.2	0.50	µg/L	10.0		102	70-130			
2,2-Dichloropropane	10.5	1.0	µg/L	10.0		105	40-130			†
1,1-Dichloropropene	10.4	2.0	µg/L	10.0		104	70-130			
cis-1,3-Dichloropropene	10.2	0.50	µg/L	10.0		102	70-130			
trans-1,3-Dichloropropene	10.4	0.50	µg/L	10.0		104	70-130			
Diethyl Ether	8.90	2.0	µg/L	10.0		89.0	70-130			
Diisopropyl Ether (DIPE)	10.2	0.50	µg/L	10.0		102	70-130			
1,4-Dioxane	111	50	µg/L	100		111	40-130			†
Ethylbenzene	10.4	1.0	µg/L	10.0		104	70-130			
Hexachlorobutadiene	10.2	0.60	µg/L	10.0		102	70-130			
2-Hexanone (MBK)	115	10	µg/L	100		115	70-160			†
Isopropylbenzene (Cumene)	10.5	1.0	µg/L	10.0		105	70-130			
p-Isopropyltoluene (p-Cymene)	9.85	1.0	µg/L	10.0		98.5	70-130			
Methyl Acetate	8.58	1.0	µg/L	10.0		85.8	70-130			
Methyl tert-Butyl Ether (MTBE)	10.9	1.0	µg/L	10.0		109	70-130			
Methyl Cyclohexane	10.0	1.0	µg/L	10.0		100	70-130			
Methylene Chloride	8.15	5.0	µg/L	10.0		81.5	70-130			V-05
4-Methyl-2-pentanone (MIBK)	113	10	µg/L	100		113	70-160			†
Naphthalene	10.8	2.0	µg/L	10.0		108	40-130			†
n-Propylbenzene	10.6	1.0	µg/L	10.0		106	70-130			
Styrene	10.3	1.0	µg/L	10.0		103	70-130			
1,1,1,2-Tetrachloroethane	10.5	1.0	µg/L	10.0		105	70-130			
1,1,2,2-Tetrachloroethane	11.0	0.50	µg/L	10.0		110	70-130			
Tetrachloroethylene	10.1	1.0	µg/L	10.0		101	70-130			
Tetrahydrofuran	11.8	10	µg/L	10.0		118	70-130			
Toluene	10.1	1.0	µg/L	10.0		101	70-130			
1,2,3-Trichlorobenzene	9.91	5.0	µg/L	10.0		99.1	70-130			
1,2,4-Trichlorobenzene	9.68	1.0	µg/L	10.0		96.8	70-130			
1,3,5-Trichlorobenzene	9.85	1.0	µg/L	10.0		98.5	70-130			
1,1,1-Trichloroethane	10.8	1.0	µg/L	10.0		108	70-130			
1,1,2-Trichloroethane	10.7	1.0	µg/L	10.0		107	70-130			
Trichloroethylene	10.4	1.0	µg/L	10.0		104	70-130			
Trichlorofluoromethane (Freon 11)	8.92	2.0	µg/L	10.0		89.2	70-130			
1,2,3-Trichloropropane	11.3	2.0	µg/L	10.0		113	70-130			

39 Spruce Street * East Longmeadow, MA 01028 * FAX 413/525-6405 * TEL. 413/525-2332

QUALITY CONTROL

Volatile Organic Compounds by GC/MS - Quality Control

Analyte	Result	Reporting Limit	Units	Spike Level	Source Result	%REC	%REC Limits	RPD	RPD Limit	Notes
---------	--------	-----------------	-------	-------------	---------------	------	-------------	-----	-----------	-------

Batch B255705 - SW-846 5030B

LCS (B255705-BS1)

Prepared & Analyzed: 04/06/20

1,1,2-Trichloro-1,2,2-trifluoroethane (Freon 113)	9.83	1.0	µg/L	10.0		98.3	70-130			
1,2,4-Trimethylbenzene	9.66	1.0	µg/L	10.0		96.6	70-130			
1,3,5-Trimethylbenzene	10.4	1.0	µg/L	10.0		104	70-130			
Vinyl Chloride	9.87	2.0	µg/L	10.0		98.7	40-160			†
m+p Xylene	20.4	2.0	µg/L	20.0		102	70-130			
o-Xylene	10.3	1.0	µg/L	10.0		103	70-130			
Surrogate: 1,2-Dichloroethane-d4	24.8		µg/L	25.0		99.2	70-130			
Surrogate: Toluene-d8	25.0		µg/L	25.0		100	70-130			
Surrogate: 4-Bromofluorobenzene	26.1		µg/L	25.0		104	70-130			

LCS Dup (B255705-BS1)

Prepared & Analyzed: 04/06/20

Acetone	81.9	50	µg/L	100		81.9	70-160	8.74	25	†
Acrylonitrile	9.66	5.0	µg/L	10.0		96.6	70-130	1.74	25	
tert-Amyl Methyl Ether (TAME)	10.2	0.50	µg/L	10.0		102	70-130	2.52	25	
Benzene	10.1	1.0	µg/L	10.0		101	70-130	1.47	25	
Bromobenzene	9.57	1.0	µg/L	10.0		95.7	70-130	3.19	25	
Bromochloromethane	9.61	1.0	µg/L	10.0		96.1	70-130	3.28	25	
Bromodichloromethane	9.29	0.50	µg/L	10.0		92.9	70-130	4.11	25	
Bromoform	10.9	1.0	µg/L	10.0		109	70-130	0.184	25	
Bromomethane	7.74	2.0	µg/L	10.0		77.4	40-160	1.92	25	V-05 †
2-Butanone (MEK)	130	20	µg/L	100		130	40-160	7.43	25	†
tert-Butyl Alcohol (TBA)	100	20	µg/L	100		100	40-160	2.01	25	†
n-Butylbenzene	9.41	1.0	µg/L	10.0		94.1	70-130	2.41	25	
sec-Butylbenzene	9.57	1.0	µg/L	10.0		95.7	70-130	2.58	25	
tert-Butylbenzene	9.47	1.0	µg/L	10.0		94.7	70-130	4.24	25	
tert-Butyl Ethyl Ether (TBEE)	10.2	0.50	µg/L	10.0		102	70-130	3.74	25	
Carbon Disulfide	83.0	5.0	µg/L	100		83.0	70-130	7.20	25	
Carbon Tetrachloride	10.4	5.0	µg/L	10.0		104	70-130	1.90	25	
Chlorobenzene	9.95	1.0	µg/L	10.0		99.5	70-130	3.46	25	
Chlorodibromomethane	10.2	0.50	µg/L	10.0		102	70-130	4.90	25	
Chloroethane	8.00	2.0	µg/L	10.0		80.0	70-130	6.88	25	
Chloroform	9.98	2.0	µg/L	10.0		99.8	70-130	1.79	25	
Chloromethane	9.11	2.0	µg/L	10.0		91.1	40-160	1.55	25	†
2-Chlorotoluene	9.78	1.0	µg/L	10.0		97.8	70-130	2.82	25	
4-Chlorotoluene	9.90	1.0	µg/L	10.0		99.0	70-130	5.02	25	
1,2-Dibromo-3-chloropropane (DBCP)	11.3	5.0	µg/L	10.0		113	70-130	6.84	25	
1,2-Dibromoethane (EDB)	10.1	0.50	µg/L	10.0		101	70-130	3.59	25	
Dibromomethane	9.76	1.0	µg/L	10.0		97.6	70-130	4.11	25	
1,2-Dichlorobenzene	9.55	1.0	µg/L	10.0		95.5	70-130	2.38	25	
1,3-Dichlorobenzene	9.40	1.0	µg/L	10.0		94.0	70-130	3.04	25	
1,4-Dichlorobenzene	9.52	1.0	µg/L	10.0		95.2	70-130	2.28	25	
trans-1,4-Dichloro-2-butene	11.2	2.0	µg/L	10.0		112	70-130	1.08	25	
Dichlorodifluoromethane (Freon 12)	9.65	2.0	µg/L	10.0		96.5	40-160	2.56	25	†
1,1-Dichloroethane	10.4	1.0	µg/L	10.0		104	70-130	0.00	25	
1,2-Dichloroethane	8.94	1.0	µg/L	10.0		89.4	70-130	2.54	25	
1,1-Dichloroethylene	7.53	1.0	µg/L	10.0		75.3	70-130	14.4	25	
cis-1,2-Dichloroethylene	10.2	1.0	µg/L	10.0		102	70-130	0.586	25	
trans-1,2-Dichloroethylene	9.65	1.0	µg/L	10.0		96.5	70-130	0.723	25	
1,2-Dichloropropane	9.73	1.0	µg/L	10.0		97.3	70-130	2.94	25	
1,3-Dichloropropane	9.91	0.50	µg/L	10.0		99.1	70-130	2.98	25	
2,2-Dichloropropane	10.6	1.0	µg/L	10.0		106	40-130	0.570	25	†
1,1-Dichloropropene	10.3	2.0	µg/L	10.0		103	70-130	1.16	25	

QUALITY CONTROL

Volatile Organic Compounds by GC/MS - Quality Control

Analyte	Result	Reporting Limit	Units	Spike Level	Source Result	%REC	%REC Limits	RPD	RPD Limit	Notes
---------	--------	-----------------	-------	-------------	---------------	------	-------------	-----	-----------	-------

Batch B255705 - SW-846 5030B

LCS Dup (B255705-BSD1)

Prepared & Analyzed: 04/06/20

cis-1,3-Dichloropropene	10.0	0.50	µg/L	10.0		100	70-130	1.97	25	
trans-1,3-Dichloropropene	10.1	0.50	µg/L	10.0		101	70-130	2.94	25	
Diethyl Ether	8.31	2.0	µg/L	10.0		83.1	70-130	6.86	25	
Diisopropyl Ether (DIPE)	9.51	0.50	µg/L	10.0		95.1	70-130	7.20	25	
1,4-Dioxane	119	50	µg/L	100		119	40-130	7.03	50	† ‡
Ethylbenzene	9.94	1.0	µg/L	10.0		99.4	70-130	4.14	25	
Hexachlorobutadiene	10.2	0.60	µg/L	10.0		102	70-130	0.0985	25	
2-Hexanone (MBK)	119	10	µg/L	100		119	70-160	2.87	25	†
Isopropylbenzene (Cumene)	10.1	1.0	µg/L	10.0		101	70-130	4.18	25	
p-Isopropyltoluene (p-Cymene)	9.58	1.0	µg/L	10.0		95.8	70-130	2.78	25	
Methyl Acetate	8.08	1.0	µg/L	10.0		80.8	70-130	6.00	25	
Methyl tert-Butyl Ether (MTBE)	10.7	1.0	µg/L	10.0		107	70-130	1.95	25	
Methyl Cyclohexane	9.67	1.0	µg/L	10.0		96.7	70-130	3.56	25	
Methylene Chloride	7.88	5.0	µg/L	10.0		78.8	70-130	3.37	25	V-05
4-Methyl-2-pentanone (MIBK)	114	10	µg/L	100		114	70-160	0.668	25	†
Naphthalene	10.9	2.0	µg/L	10.0		109	40-130	1.01	25	†
n-Propylbenzene	9.90	1.0	µg/L	10.0		99.0	70-130	6.36	25	
Styrene	10.0	1.0	µg/L	10.0		100	70-130	2.75	25	
1,1,1,2-Tetrachloroethane	9.98	1.0	µg/L	10.0		99.8	70-130	5.46	25	
1,1,2,2-Tetrachloroethane	10.7	0.50	µg/L	10.0		107	70-130	2.77	25	
Tetrachloroethylene	10.2	1.0	µg/L	10.0		102	70-130	0.394	25	
Tetrahydrofuran	12.2	10	µg/L	10.0		122	70-130	3.00	25	
Toluene	9.87	1.0	µg/L	10.0		98.7	70-130	2.01	25	
1,2,3-Trichlorobenzene	10.1	5.0	µg/L	10.0		101	70-130	1.60	25	
1,2,4-Trichlorobenzene	9.71	1.0	µg/L	10.0		97.1	70-130	0.309	25	
1,3,5-Trichlorobenzene	9.35	1.0	µg/L	10.0		93.5	70-130	5.21	25	
1,1,1-Trichloroethane	10.6	1.0	µg/L	10.0		106	70-130	1.78	25	
1,1,2-Trichloroethane	10.3	1.0	µg/L	10.0		103	70-130	3.52	25	
Trichloroethylene	10.3	1.0	µg/L	10.0		103	70-130	0.774	25	
Trichlorofluoromethane (Freon 11)	8.18	2.0	µg/L	10.0		81.8	70-130	8.65	25	
1,2,3-Trichloropropane	11.3	2.0	µg/L	10.0		113	70-130	0.442	25	
1,1,2-Trichloro-1,2,2-trifluoroethane (Freon 113)	9.58	1.0	µg/L	10.0		95.8	70-130	2.58	25	
1,2,4-Trimethylbenzene	9.50	1.0	µg/L	10.0		95.0	70-130	1.67	25	
1,3,5-Trimethylbenzene	10.0	1.0	µg/L	10.0		100	70-130	3.23	25	
Vinyl Chloride	9.77	2.0	µg/L	10.0		97.7	40-160	1.02	25	†
m+p Xylene	19.7	2.0	µg/L	20.0		98.6	70-130	3.29	25	
o-Xylene	9.87	1.0	µg/L	10.0		98.7	70-130	4.07	25	
Surrogate: 1,2-Dichloroethane-d4	25.0		µg/L	25.0		100	70-130			
Surrogate: Toluene-d8	25.1		µg/L	25.0		100	70-130			
Surrogate: 4-Bromofluorobenzene	25.8		µg/L	25.0		103	70-130			

Batch B255711 - SW-846 5035

Blank (B255711-BLK1)

Prepared: 04/06/20 Analyzed: 04/07/20

Acetone	ND	2.5	mg/Kg wet							
Acrylonitrile	ND	0.25	mg/Kg wet							
tert-Amyl Methyl Ether (TAME)	ND	0.025	mg/Kg wet							
Benzene	ND	0.050	mg/Kg wet							
Bromobenzene	ND	0.050	mg/Kg wet							
Bromochloromethane	ND	0.050	mg/Kg wet							
Bromodichloromethane	ND	0.050	mg/Kg wet							
Bromoform	ND	0.050	mg/Kg wet							

39 Spruce Street * East Longmeadow, MA 01028 * FAX 413/525-6405 * TEL. 413/525-2332

QUALITY CONTROL

Volatile Organic Compounds by GC/MS - Quality Control

Analyte	Result	Reporting Limit	Units	Spike Level	Source Result	%REC	%REC Limits	RPD	RPD Limit	Notes
---------	--------	-----------------	-------	-------------	---------------	------	-------------	-----	-----------	-------

Batch B255711 - SW-846 5035

Blank (B255711-BLK1)

Prepared: 04/06/20 Analyzed: 04/07/20

Bromomethane	ND	0.10	mg/Kg wet							
2-Butanone (MEK)	ND	1.0	mg/Kg wet							
tert-Butyl Alcohol (TBA)	ND	1.0	mg/Kg wet							R-05
n-Butylbenzene	ND	0.050	mg/Kg wet							
sec-Butylbenzene	ND	0.050	mg/Kg wet							
tert-Butylbenzene	ND	0.050	mg/Kg wet							
tert-Butyl Ethyl Ether (TBEE)	ND	0.025	mg/Kg wet							
Carbon Disulfide	ND	0.25	mg/Kg wet							
Carbon Tetrachloride	ND	0.050	mg/Kg wet							
Chlorobenzene	ND	0.050	mg/Kg wet							
Chlorodibromomethane	ND	0.025	mg/Kg wet							
Chloroethane	ND	0.10	mg/Kg wet							
Chloroform	ND	0.10	mg/Kg wet							
Chloromethane	ND	0.10	mg/Kg wet							
2-Chlorotoluene	ND	0.050	mg/Kg wet							
4-Chlorotoluene	ND	0.050	mg/Kg wet							
1,2-Dibromo-3-chloropropane (DBCP)	ND	0.25	mg/Kg wet							
1,2-Dibromoethane (EDB)	ND	0.025	mg/Kg wet							
Dibromomethane	ND	0.050	mg/Kg wet							
1,2-Dichlorobenzene	ND	0.050	mg/Kg wet							
1,3-Dichlorobenzene	ND	0.050	mg/Kg wet							
1,4-Dichlorobenzene	ND	0.050	mg/Kg wet							
trans-1,4-Dichloro-2-butene	ND	0.10	mg/Kg wet							
Dichlorodifluoromethane (Freon 12)	ND	0.10	mg/Kg wet							
1,1-Dichloroethane	ND	0.050	mg/Kg wet							
1,2-Dichloroethane	ND	0.050	mg/Kg wet							
1,1-Dichloroethylene	ND	0.050	mg/Kg wet							
cis-1,2-Dichloroethylene	ND	0.050	mg/Kg wet							
trans-1,2-Dichloroethylene	ND	0.050	mg/Kg wet							
Dichlorofluoromethane (Freon 21)	ND	0.050	mg/Kg wet							
1,2-Dichloropropane	ND	0.050	mg/Kg wet							
1,3-Dichloropropane	ND	0.025	mg/Kg wet							
2,2-Dichloropropane	ND	0.050	mg/Kg wet							
1,1-Dichloropropene	ND	0.10	mg/Kg wet							
cis-1,3-Dichloropropene	ND	0.025	mg/Kg wet							
trans-1,3-Dichloropropene	ND	0.025	mg/Kg wet							
Diethyl Ether	ND	0.10	mg/Kg wet							
Difluorochloromethane (Freon 22)	ND	0.050	mg/Kg wet							
Diisopropyl Ether (DIPE)	ND	0.025	mg/Kg wet							
1,4-Dioxane	ND	2.5	mg/Kg wet							
Ethylbenzene	ND	0.050	mg/Kg wet							
Hexachlorobutadiene	ND	0.050	mg/Kg wet							
2-Hexanone (MBK)	ND	0.50	mg/Kg wet							
Isopropylbenzene (Cumene)	ND	0.050	mg/Kg wet							
p-Isopropyltoluene (p-Cymene)	ND	0.050	mg/Kg wet							
Methyl Acetate	ND	0.50	mg/Kg wet							
Methyl tert-Butyl Ether (MTBE)	ND	0.050	mg/Kg wet							
Methyl Cyclohexane	ND	0.050	mg/Kg wet							
Methylene Chloride	ND	0.25	mg/Kg wet							
4-Methyl-2-pentanone (MIBK)	ND	0.50	mg/Kg wet							
Naphthalene	ND	0.10	mg/Kg wet							
n-Propylbenzene	ND	0.050	mg/Kg wet							

39 Spruce Street * East Longmeadow, MA 01028 * FAX 413/525-6405 * TEL. 413/525-2332

QUALITY CONTROL

Volatile Organic Compounds by GC/MS - Quality Control

Analyte	Result	Reporting Limit	Units	Spike Level	Source Result	%REC	%REC Limits	RPD	RPD Limit	Notes
---------	--------	-----------------	-------	-------------	---------------	------	-------------	-----	-----------	-------

Batch B255711 - SW-846 5035

Blank (B255711-BLK1)

Prepared: 04/06/20 Analyzed: 04/07/20

Styrene	ND	0.050	mg/Kg wet							
1,1,1,2-Tetrachloroethane	ND	0.050	mg/Kg wet							
1,1,2,2-Tetrachloroethane	ND	0.025	mg/Kg wet							
Tetrachloroethylene	ND	0.050	mg/Kg wet							
Tetrahydrofuran	ND	0.50	mg/Kg wet							
Toluene	ND	0.050	mg/Kg wet							
1,2,3-Trichlorobenzene	ND	0.25	mg/Kg wet							
1,2,4-Trichlorobenzene	ND	0.050	mg/Kg wet							
1,3,5-Trichlorobenzene	ND	0.050	mg/Kg wet							
1,1,1-Trichloroethane	ND	0.050	mg/Kg wet							
1,1,2-Trichloroethane	ND	0.050	mg/Kg wet							
Trichloroethylene	ND	0.050	mg/Kg wet							
Trichlorofluoromethane (Freon 11)	ND	0.10	mg/Kg wet							
1,2,3-Trichloropropane	ND	0.10	mg/Kg wet							
1,1,2-Trichloro-1,2,2-trifluoroethane (Freon 113)	ND	0.050	mg/Kg wet							
1,2,4-Trimethylbenzene	ND	0.050	mg/Kg wet							
1,3,5-Trimethylbenzene	ND	0.050	mg/Kg wet							
Vinyl Chloride	ND	0.10	mg/Kg wet							
m+p Xylene	ND	0.10	mg/Kg wet							
o-Xylene	ND	0.050	mg/Kg wet							
Surrogate: 1,2-Dichloroethane-d4	0.0276		mg/Kg wet	0.0250		110	70-130			
Surrogate: Toluene-d8	0.0246		mg/Kg wet	0.0250		98.6	70-130			
Surrogate: 4-Bromofluorobenzene	0.0237		mg/Kg wet	0.0250		95.0	70-130			

LCS (B255711-BS1)

Prepared & Analyzed: 04/06/20

Acetone	0.285	0.057	mg/Kg wet	0.227		126	70-160			†
Acrylonitrile	0.0255	0.0057	mg/Kg wet	0.0227		113	70-130			
tert-Amyl Methyl Ether (TAME)	0.0227	0.00057	mg/Kg wet	0.0227		100	70-130			
Benzene	0.0236	0.0011	mg/Kg wet	0.0227		104	70-130			
Bromobenzene	0.0234	0.0011	mg/Kg wet	0.0227		103	70-130			
Bromochloromethane	0.0284	0.0011	mg/Kg wet	0.0227		125	70-130			V-20
Bromodichloromethane	0.0244	0.0011	mg/Kg wet	0.0227		108	70-130			
Bromoform	0.0237	0.0011	mg/Kg wet	0.0227		104	70-130			
Bromomethane	0.0221	0.0023	mg/Kg wet	0.0227		97.6	40-130			V-20 †
2-Butanone (MEK)	0.268	0.023	mg/Kg wet	0.227		118	70-160			†
tert-Butyl Alcohol (TBA)	0.374	0.023	mg/Kg wet	0.227		165 *	40-130			R-05, L-07A †
n-Butylbenzene	0.0224	0.0011	mg/Kg wet	0.0227		98.7	70-130			
sec-Butylbenzene	0.0238	0.0011	mg/Kg wet	0.0227		105	70-130			
tert-Butylbenzene	0.0231	0.0011	mg/Kg wet	0.0227		102	70-160			†
tert-Butyl Ethyl Ether (TBEE)	0.0227	0.00057	mg/Kg wet	0.0227		100	70-130			
Carbon Disulfide	0.0204	0.0057	mg/Kg wet	0.0227		90.1	70-130			
Carbon Tetrachloride	0.0229	0.0011	mg/Kg wet	0.0227		101	70-130			
Chlorobenzene	0.0238	0.0011	mg/Kg wet	0.0227		105	70-130			
Chlorodibromomethane	0.0236	0.00057	mg/Kg wet	0.0227		104	70-130			
Chloroethane	0.0238	0.0023	mg/Kg wet	0.0227		105	70-130			
Chloroform	0.0245	0.0023	mg/Kg wet	0.0227		108	70-130			
Chloromethane	0.0206	0.0023	mg/Kg wet	0.0227		90.8	70-130			V-06
2-Chlorotoluene	0.0236	0.0011	mg/Kg wet	0.0227		104	70-130			
4-Chlorotoluene	0.0234	0.0011	mg/Kg wet	0.0227		103	70-130			
1,2-Dibromo-3-chloropropane (DBCP)	0.0273	0.0057	mg/Kg wet	0.0227		120	70-130			
1,2-Dibromoethane (EDB)	0.0248	0.00057	mg/Kg wet	0.0227		109	70-130			
Dibromomethane	0.0237	0.0011	mg/Kg wet	0.0227		105	70-130			

QUALITY CONTROL

Volatile Organic Compounds by GC/MS - Quality Control

Analyte	Result	Reporting Limit	Units	Spike Level	Source Result	%REC	%REC Limits	RPD	RPD Limit	Notes
Batch B255711 - SW-846 5035										
LCS (B255711-BS1)										
					Prepared & Analyzed: 04/06/20					
1,2-Dichlorobenzene	0.0249	0.0011	mg/Kg wet	0.0227		110	70-130			
1,3-Dichlorobenzene	0.0250	0.0011	mg/Kg wet	0.0227		110	70-130			
1,4-Dichlorobenzene	0.0230	0.0011	mg/Kg wet	0.0227		102	70-130			
trans-1,4-Dichloro-2-butene	0.0261	0.0023	mg/Kg wet	0.0227		115	70-130			
Dichlorodifluoromethane (Freon 12)	0.0208	0.0023	mg/Kg wet	0.0227		91.8	40-160			†
1,1-Dichloroethane	0.0250	0.0011	mg/Kg wet	0.0227		110	70-130			
1,2-Dichloroethane	0.0240	0.0011	mg/Kg wet	0.0227		106	70-130			
1,1-Dichloroethylene	0.0247	0.0011	mg/Kg wet	0.0227		109	70-130			
cis-1,2-Dichloroethylene	0.0248	0.0011	mg/Kg wet	0.0227		110	70-130			
trans-1,2-Dichloroethylene	0.0236	0.0011	mg/Kg wet	0.0227		104	70-130			
1,2-Dichloropropane	0.0250	0.0011	mg/Kg wet	0.0227		110	70-130			
1,3-Dichloropropane	0.0237	0.00057	mg/Kg wet	0.0227		105	70-130			
2,2-Dichloropropane	0.0200	0.0011	mg/Kg wet	0.0227		88.2	70-130			
1,1-Dichloropropene	0.0219	0.0023	mg/Kg wet	0.0227		96.5	70-130			
cis-1,3-Dichloropropene	0.0228	0.00057	mg/Kg wet	0.0227		100	70-130			
trans-1,3-Dichloropropene	0.0237	0.00057	mg/Kg wet	0.0227		105	70-130			
Diethyl Ether	0.0253	0.0023	mg/Kg wet	0.0227		112	70-130			
Diisopropyl Ether (DIPE)	0.0260	0.00057	mg/Kg wet	0.0227		115	70-130			
1,4-Dioxane	0.265	0.057	mg/Kg wet	0.227		117	40-160			†
Ethylbenzene	0.0227	0.0011	mg/Kg wet	0.0227		100	70-130			
Hexachlorobutadiene	0.0221	0.0011	mg/Kg wet	0.0227		97.4	70-160			
2-Hexanone (MBK)	0.257	0.011	mg/Kg wet	0.227		114	70-160			†
Isopropylbenzene (Cumene)	0.0230	0.0011	mg/Kg wet	0.0227		102	70-130			
p-Isopropyltoluene (p-Cymene)	0.0222	0.0011	mg/Kg wet	0.0227		97.9	70-130			
Methyl Acetate	0.0219	0.011	mg/Kg wet	0.0227		96.4	70-130			V-20
Methyl tert-Butyl Ether (MTBE)	0.0248	0.0011	mg/Kg wet	0.0227		110	70-130			
Methyl Cyclohexane	0.0208	0.0011	mg/Kg wet	0.0227		91.6	70-130			
Methylene Chloride	0.0263	0.0057	mg/Kg wet	0.0227		116	40-160			†
4-Methyl-2-pentanone (MIBK)	0.256	0.011	mg/Kg wet	0.227		113	70-160			†
Naphthalene	0.0215	0.0023	mg/Kg wet	0.0227		94.9	40-130			†
n-Propylbenzene	0.0230	0.0011	mg/Kg wet	0.0227		101	70-130			
Styrene	0.0231	0.0011	mg/Kg wet	0.0227		102	70-130			
1,1,1,2-Tetrachloroethane	0.0249	0.0011	mg/Kg wet	0.0227		110	70-130			
1,1,2,2-Tetrachloroethane	0.0275	0.00057	mg/Kg wet	0.0227		121	70-130			
Tetrachloroethylene	0.0223	0.0011	mg/Kg wet	0.0227		98.2	70-130			
Tetrahydrofuran	0.0279	0.011	mg/Kg wet	0.0227		123	70-130			
Toluene	0.0228	0.0011	mg/Kg wet	0.0227		101	70-130			
1,2,3-Trichlorobenzene	0.0203	0.0057	mg/Kg wet	0.0227		89.7	70-130			
1,2,4-Trichlorobenzene	0.0205	0.0011	mg/Kg wet	0.0227		90.4	70-130			
1,3,5-Trichlorobenzene	0.0205	0.0011	mg/Kg wet	0.0227		90.6	70-130			
1,1,1-Trichloroethane	0.0233	0.0011	mg/Kg wet	0.0227		103	70-130			
1,1,2-Trichloroethane	0.0252	0.0011	mg/Kg wet	0.0227		111	70-130			
Trichloroethylene	0.0229	0.0011	mg/Kg wet	0.0227		101	70-130			
Trichlorofluoromethane (Freon 11)	0.0210	0.0023	mg/Kg wet	0.0227		92.8	70-130			
1,2,3-Trichloropropane	0.0251	0.0023	mg/Kg wet	0.0227		111	70-130			
1,1,2-Trichloro-1,2,2-trifluoroethane (Freon 113)	0.0242	0.0011	mg/Kg wet	0.0227		107	70-130			
1,2,4-Trimethylbenzene	0.0220	0.0011	mg/Kg wet	0.0227		97.2	70-130			
1,3,5-Trimethylbenzene	0.0219	0.0011	mg/Kg wet	0.0227		96.4	70-130			
Vinyl Chloride	0.0209	0.0023	mg/Kg wet	0.0227		92.3	40-130			†
m+p Xylene	0.0460	0.0023	mg/Kg wet	0.0453		102	70-130			
o-Xylene	0.0238	0.0011	mg/Kg wet	0.0227		105	70-130			

QUALITY CONTROL

Volatile Organic Compounds by GC/MS - Quality Control

Analyte	Result	Reporting Limit	Units	Spike Level	Source Result	%REC	%REC Limits	RPD	RPD Limit	Notes
---------	--------	-----------------	-------	-------------	---------------	------	-------------	-----	-----------	-------

Batch B255711 - SW-846 5035

LCS (B255711-BS1)

Prepared & Analyzed: 04/06/20

Surrogate: 1,2-Dichloroethane-d4	0.0307		mg/Kg wet	0.0283		108	70-130			
Surrogate: Toluene-d8	0.0283		mg/Kg wet	0.0283		99.9	70-130			
Surrogate: 4-Bromofluorobenzene	0.0276		mg/Kg wet	0.0283		97.5	70-130			

LCS Dup (B255711-BSD1)

Prepared & Analyzed: 04/06/20

Acetone	0.265	0.057	mg/Kg wet	0.227		117	70-160	7.34	25	†
Acrylonitrile	0.0249	0.0057	mg/Kg wet	0.0227		110	70-130	2.43	25	
tert-Amyl Methyl Ether (TAME)	0.0225	0.00057	mg/Kg wet	0.0227		99.4	70-130	0.602	25	
Benzene	0.0234	0.0011	mg/Kg wet	0.0227		103	70-130	1.01	25	
Bromobenzene	0.0228	0.0011	mg/Kg wet	0.0227		101	70-130	2.65	25	
Bromochloromethane	0.0275	0.0011	mg/Kg wet	0.0227		121	70-130	3.33	25	V-20
Bromodichloromethane	0.0243	0.0011	mg/Kg wet	0.0227		107	70-130	0.605	25	
Bromoform	0.0233	0.0011	mg/Kg wet	0.0227		103	70-130	1.45	25	
Bromomethane	0.0231	0.0023	mg/Kg wet	0.0227		102	40-130	4.11	25	V-20 †
2-Butanone (MEK)	0.250	0.023	mg/Kg wet	0.227		110	70-160	6.86	25	†
tert-Butyl Alcohol (TBA)	0.250	0.023	mg/Kg wet	0.227		110	40-130	39.9 *	25	R-05 †
n-Butylbenzene	0.0216	0.0011	mg/Kg wet	0.0227		95.4	70-130	3.45	25	
sec-Butylbenzene	0.0235	0.0011	mg/Kg wet	0.0227		104	70-130	1.15	25	
tert-Butylbenzene	0.0231	0.0011	mg/Kg wet	0.0227		102	70-160	0.295	25	†
tert-Butyl Ethyl Ether (TBEE)	0.0226	0.00057	mg/Kg wet	0.0227		99.5	70-130	0.801	25	
Carbon Disulfide	0.0191	0.0057	mg/Kg wet	0.0227		84.4	70-130	6.47	25	
Carbon Tetrachloride	0.0228	0.0011	mg/Kg wet	0.0227		100	70-130	0.596	25	
Chlorobenzene	0.0238	0.0011	mg/Kg wet	0.0227		105	70-130	0.0476	25	
Chlorodibromomethane	0.0235	0.00057	mg/Kg wet	0.0227		104	70-130	0.578	25	
Chloroethane	0.0251	0.0023	mg/Kg wet	0.0227		111	70-130	5.32	25	
Chloroform	0.0243	0.0023	mg/Kg wet	0.0227		107	70-130	0.882	25	
Chloromethane	0.0206	0.0023	mg/Kg wet	0.0227		90.7	70-130	0.0551	25	V-06
2-Chlorotoluene	0.0229	0.0011	mg/Kg wet	0.0227		101	70-130	3.12	25	
4-Chlorotoluene	0.0232	0.0011	mg/Kg wet	0.0227		103	70-130	0.874	25	
1,2-Dibromo-3-chloropropane (DBCP)	0.0262	0.0057	mg/Kg wet	0.0227		115	70-130	4.07	25	
1,2-Dibromoethane (EDB)	0.0246	0.00057	mg/Kg wet	0.0227		109	70-130	0.596	25	
Dibromomethane	0.0233	0.0011	mg/Kg wet	0.0227		103	70-130	1.59	25	
1,2-Dichlorobenzene	0.0247	0.0011	mg/Kg wet	0.0227		109	70-130	0.549	25	
1,3-Dichlorobenzene	0.0245	0.0011	mg/Kg wet	0.0227		108	70-130	1.74	25	
1,4-Dichlorobenzene	0.0231	0.0011	mg/Kg wet	0.0227		102	70-130	0.148	25	
trans-1,4-Dichloro-2-butene	0.0250	0.0023	mg/Kg wet	0.0227		110	70-130	4.43	25	
Dichlorodifluoromethane (Freon 12)	0.0196	0.0023	mg/Kg wet	0.0227		86.2	40-160	6.29	25	†
1,1-Dichloroethane	0.0247	0.0011	mg/Kg wet	0.0227		109	70-130	1.10	25	
1,2-Dichloroethane	0.0240	0.0011	mg/Kg wet	0.0227		106	70-130	0.142	25	
1,1-Dichloroethylene	0.0239	0.0011	mg/Kg wet	0.0227		106	70-130	3.03	25	
cis-1,2-Dichloroethylene	0.0247	0.0011	mg/Kg wet	0.0227		109	70-130	0.411	25	
trans-1,2-Dichloroethylene	0.0229	0.0011	mg/Kg wet	0.0227		101	70-130	2.78	25	
1,2-Dichloropropane	0.0241	0.0011	mg/Kg wet	0.0227		106	70-130	3.73	25	
1,3-Dichloropropane	0.0236	0.00057	mg/Kg wet	0.0227		104	70-130	0.671	25	
2,2-Dichloropropane	0.0191	0.0011	mg/Kg wet	0.0227		84.1	70-130	4.70	25	
1,1-Dichloropropene	0.0210	0.0023	mg/Kg wet	0.0227		92.8	70-130	3.91	25	
cis-1,3-Dichloropropene	0.0228	0.00057	mg/Kg wet	0.0227		101	70-130	0.249	25	
trans-1,3-Dichloropropene	0.0232	0.00057	mg/Kg wet	0.0227		102	70-130	2.22	25	
Diethyl Ether	0.0251	0.0023	mg/Kg wet	0.0227		111	70-130	0.856	25	
Diisopropyl Ether (DIPE)	0.0259	0.00057	mg/Kg wet	0.0227		114	70-130	0.437	25	
1,4-Dioxane	0.240	0.057	mg/Kg wet	0.227		106	40-160	9.75	50	† ‡
Ethylbenzene	0.0223	0.0011	mg/Kg wet	0.0227		98.4	70-130	1.76	25	

39 Spruce Street * East Longmeadow, MA 01028 * FAX 413/525-6405 * TEL. 413/525-2332

QUALITY CONTROL

Volatile Organic Compounds by GC/MS - Quality Control

Analyte	Result	Reporting Limit	Units	Spike Level	Source Result	%REC	%REC Limits	RPD	RPD Limit	Notes
Batch B255711 - SW-846 5035										
LCS Dup (B255711-BSD1)										
					Prepared & Analyzed: 04/06/20					
Hexachlorobutadiene	0.0220	0.0011	mg/Kg wet	0.0227		97.0	70-160	0.360	25	
2-Hexanone (MBK)	0.232	0.011	mg/Kg wet	0.227		102	70-160	10.3	25	†
Isopropylbenzene (Cumene)	0.0222	0.0011	mg/Kg wet	0.0227		97.8	70-130	3.71	25	
p-Isopropyltoluene (p-Cymene)	0.0217	0.0011	mg/Kg wet	0.0227		95.8	70-130	2.12	25	
Methyl Acetate	0.0199	0.011	mg/Kg wet	0.0227		87.8	70-130	9.28	25	V-20
Methyl tert-Butyl Ether (MTBE)	0.0247	0.0011	mg/Kg wet	0.0227		109	70-130	0.641	25	
Methyl Cyclohexane	0.0199	0.0011	mg/Kg wet	0.0227		88.0	70-130	4.06	25	
Methylene Chloride	0.0261	0.0057	mg/Kg wet	0.0227		115	40-160	0.866	25	†
4-Methyl-2-pentanone (MIBK)	0.238	0.011	mg/Kg wet	0.227		105	70-160	7.06	25	†
Naphthalene	0.0202	0.0023	mg/Kg wet	0.0227		89.0	40-130	6.36	25	†
n-Propylbenzene	0.0225	0.0011	mg/Kg wet	0.0227		99.1	70-130	2.24	25	
Styrene	0.0222	0.0011	mg/Kg wet	0.0227		97.9	70-130	3.86	25	
1,1,1,2-Tetrachloroethane	0.0238	0.0011	mg/Kg wet	0.0227		105	70-130	4.24	25	
1,1,2,2-Tetrachloroethane	0.0262	0.00057	mg/Kg wet	0.0227		116	70-130	4.76	25	
Tetrachloroethylene	0.0216	0.0011	mg/Kg wet	0.0227		95.1	70-130	3.21	25	
Tetrahydrofuran	0.0265	0.011	mg/Kg wet	0.0227		117	70-130	5.17	25	
Toluene	0.0224	0.0011	mg/Kg wet	0.0227		98.9	70-130	1.65	25	
1,2,3-Trichlorobenzene	0.0197	0.0057	mg/Kg wet	0.0227		86.8	70-130	3.34	25	
1,2,4-Trichlorobenzene	0.0199	0.0011	mg/Kg wet	0.0227		87.9	70-130	2.80	25	
1,3,5-Trichlorobenzene	0.0201	0.0011	mg/Kg wet	0.0227		88.7	70-130	2.12	25	
1,1,1-Trichloroethane	0.0236	0.0011	mg/Kg wet	0.0227		104	70-130	1.26	25	
1,1,2-Trichloroethane	0.0249	0.0011	mg/Kg wet	0.0227		110	70-130	0.950	25	
Trichloroethylene	0.0227	0.0011	mg/Kg wet	0.0227		100	70-130	0.746	25	
Trichlorofluoromethane (Freon 11)	0.0204	0.0023	mg/Kg wet	0.0227		90.0	70-130	3.06	25	
1,2,3-Trichloropropane	0.0242	0.0023	mg/Kg wet	0.0227		107	70-130	3.86	25	
1,1,2-Trichloro-1,2,2-trifluoroethane (Freon 113)	0.0240	0.0011	mg/Kg wet	0.0227		106	70-130	1.03	25	
1,2,4-Trimethylbenzene	0.0219	0.0011	mg/Kg wet	0.0227		96.6	70-130	0.567	25	
1,3,5-Trimethylbenzene	0.0215	0.0011	mg/Kg wet	0.0227		94.8	70-130	1.73	25	
Vinyl Chloride	0.0205	0.0023	mg/Kg wet	0.0227		90.4	40-130	2.02	25	†
m+p Xylene	0.0444	0.0023	mg/Kg wet	0.0453		97.9	70-130	3.71	25	
o-Xylene	0.0233	0.0011	mg/Kg wet	0.0227		103	70-130	2.12	25	
Surrogate: 1,2-Dichloroethane-d4	0.0306		mg/Kg wet	0.0283		108	70-130			
Surrogate: Toluene-d8	0.0285		mg/Kg wet	0.0283		101	70-130			
Surrogate: 4-Bromofluorobenzene	0.0279		mg/Kg wet	0.0283		98.5	70-130			

Batch B255725 - SW-846 5035

Blank (B255725-BLK1)

Prepared & Analyzed: 04/06/20

Acetone	ND	0.10	mg/Kg wet							
Acrylonitrile	ND	0.0060	mg/Kg wet							
tert-Amyl Methyl Ether (TAME)	ND	0.0010	mg/Kg wet							
Benzene	ND	0.0020	mg/Kg wet							
Bromobenzene	ND	0.0020	mg/Kg wet							
Bromochloromethane	ND	0.0020	mg/Kg wet							
Bromodichloromethane	ND	0.0020	mg/Kg wet							
Bromoform	ND	0.0020	mg/Kg wet							
Bromomethane	ND	0.010	mg/Kg wet							V-34
2-Butanone (MEK)	ND	0.040	mg/Kg wet							
tert-Butyl Alcohol (TBA)	ND	0.040	mg/Kg wet							
n-Butylbenzene	ND	0.0020	mg/Kg wet							
sec-Butylbenzene	ND	0.0020	mg/Kg wet							
tert-Butylbenzene	ND	0.0020	mg/Kg wet							

39 Spruce Street * East Longmeadow, MA 01028 * FAX 413/525-6405 * TEL. 413/525-2332

QUALITY CONTROL

Volatile Organic Compounds by GC/MS - Quality Control

Analyte	Result	Reporting Limit	Units	Spike Level	Source Result	%REC	%REC Limits	RPD	RPD Limit	Notes
Batch B255725 - SW-846 5035										
Blank (B255725-BLK1)										
Prepared & Analyzed: 04/06/20										
tert-Butyl Ethyl Ether (TBEE)	ND	0.0010	mg/Kg wet							
Carbon Disulfide	ND	0.0060	mg/Kg wet							
Carbon Tetrachloride	ND	0.0020	mg/Kg wet							
Chlorobenzene	ND	0.0020	mg/Kg wet							
Chlorodibromomethane	ND	0.0010	mg/Kg wet							
Chloroethane	ND	0.020	mg/Kg wet							
Chloroform	ND	0.0040	mg/Kg wet							
Chloromethane	ND	0.010	mg/Kg wet							
2-Chlorotoluene	ND	0.0020	mg/Kg wet							
4-Chlorotoluene	ND	0.0020	mg/Kg wet							
1,2-Dibromo-3-chloropropane (DBCP)	ND	0.0020	mg/Kg wet							
1,2-Dibromoethane (EDB)	ND	0.0010	mg/Kg wet							
Dibromomethane	ND	0.0020	mg/Kg wet							
1,2-Dichlorobenzene	ND	0.0020	mg/Kg wet							
1,3-Dichlorobenzene	ND	0.0020	mg/Kg wet							
1,4-Dichlorobenzene	ND	0.0020	mg/Kg wet							
trans-1,4-Dichloro-2-butene	ND	0.0040	mg/Kg wet							V-05
Dichlorodifluoromethane (Freon 12)	ND	0.020	mg/Kg wet							V-05
1,1-Dichloroethane	ND	0.0020	mg/Kg wet							
1,2-Dichloroethane	ND	0.0020	mg/Kg wet							
1,1-Dichloroethylene	ND	0.0040	mg/Kg wet							
cis-1,2-Dichloroethylene	ND	0.0020	mg/Kg wet							
trans-1,2-Dichloroethylene	ND	0.0020	mg/Kg wet							
1,2-Dichloropropane	ND	0.0020	mg/Kg wet							
1,3-Dichloropropane	ND	0.0010	mg/Kg wet							
2,2-Dichloropropane	ND	0.0020	mg/Kg wet							V-05
1,1-Dichloropropene	ND	0.0020	mg/Kg wet							
cis-1,3-Dichloropropene	ND	0.0010	mg/Kg wet							
trans-1,3-Dichloropropene	ND	0.0010	mg/Kg wet							
Diethyl Ether	ND	0.020	mg/Kg wet							
Diisopropyl Ether (DIPE)	ND	0.0010	mg/Kg wet							
1,4-Dioxane	ND	0.10	mg/Kg wet							
Ethylbenzene	ND	0.0020	mg/Kg wet							
Hexachlorobutadiene	ND	0.0020	mg/Kg wet							
2-Hexanone (MBK)	ND	0.020	mg/Kg wet							
Isopropylbenzene (Cumene)	ND	0.0020	mg/Kg wet							
p-Isopropyltoluene (p-Cymene)	ND	0.0020	mg/Kg wet							
Methyl Acetate	ND	0.0020	mg/Kg wet							
Methyl tert-Butyl Ether (MTBE)	ND	0.0040	mg/Kg wet							
Methyl Cyclohexane	ND	0.0020	mg/Kg wet							
Methylene Chloride	ND	0.020	mg/Kg wet							
4-Methyl-2-pentanone (MIBK)	ND	0.020	mg/Kg wet							
Naphthalene	ND	0.0040	mg/Kg wet							
n-Propylbenzene	ND	0.0020	mg/Kg wet							
Styrene	ND	0.0020	mg/Kg wet							
1,1,1,2-Tetrachloroethane	ND	0.0020	mg/Kg wet							
1,1,2,2-Tetrachloroethane	ND	0.0010	mg/Kg wet							
Tetrachloroethylene	ND	0.0020	mg/Kg wet							
Tetrahydrofuran	ND	0.010	mg/Kg wet							
Toluene	ND	0.0020	mg/Kg wet							
1,2,3-Trichlorobenzene	ND	0.0020	mg/Kg wet							
1,2,4-Trichlorobenzene	ND	0.0020	mg/Kg wet							

39 Spruce Street * East Longmeadow, MA 01028 * FAX 413/525-6405 * TEL. 413/525-2332

QUALITY CONTROL

Volatile Organic Compounds by GC/MS - Quality Control

Analyte	Result	Reporting Limit	Units	Spike Level	Source Result	%REC	%REC Limits	RPD	RPD Limit	Notes
Batch B255725 - SW-846 5035										
Blank (B255725-BLK1)										
Prepared & Analyzed: 04/06/20										
1,3,5-Trichlorobenzene	ND	0.0020	mg/Kg wet							
1,1,1-Trichloroethane	ND	0.0020	mg/Kg wet							
1,1,2-Trichloroethane	ND	0.0020	mg/Kg wet							
Trichloroethylene	ND	0.0020	mg/Kg wet							
Trichlorofluoromethane (Freon 11)	ND	0.010	mg/Kg wet							
1,2,3-Trichloropropane	ND	0.0020	mg/Kg wet							
1,1,2-Trichloro-1,2,2-trifluoroethane (Freon 113)	ND	0.010	mg/Kg wet							
1,2,4-Trimethylbenzene	ND	0.0020	mg/Kg wet							
1,3,5-Trimethylbenzene	ND	0.0020	mg/Kg wet							
Vinyl Chloride	ND	0.010	mg/Kg wet							
m+p Xylene	ND	0.0040	mg/Kg wet							
o-Xylene	ND	0.0020	mg/Kg wet							
Surrogate: 1,2-Dichloroethane-d4	0.0496		mg/Kg wet	0.0500		99.2	70-130			
Surrogate: Toluene-d8	0.0501		mg/Kg wet	0.0500		100	70-130			
Surrogate: 4-Bromofluorobenzene	0.0501		mg/Kg wet	0.0500		100	70-130			
LCS (B255725-BS1)										
Prepared & Analyzed: 04/06/20										
Acetone	0.194	0.10	mg/Kg wet	0.200		96.9	70-160			†
Acrylonitrile	0.0207	0.0060	mg/Kg wet	0.0200		104	70-130			
tert-Amyl Methyl Ether (TAME)	0.0197	0.0010	mg/Kg wet	0.0200		98.7	70-130			
Benzene	0.0188	0.0020	mg/Kg wet	0.0200		94.2	70-130			
Bromobenzene	0.0186	0.0020	mg/Kg wet	0.0200		93.1	70-130			
Bromochloromethane	0.0209	0.0020	mg/Kg wet	0.0200		104	70-130			
Bromodichloromethane	0.0189	0.0020	mg/Kg wet	0.0200		94.7	70-130			
Bromoform	0.0174	0.0020	mg/Kg wet	0.0200		87.0	70-130			
Bromomethane	0.0169	0.010	mg/Kg wet	0.0200		84.3	40-130		V-34	†
2-Butanone (MEK)	0.207	0.040	mg/Kg wet	0.200		104	70-160			†
tert-Butyl Alcohol (TBA)	0.187	0.040	mg/Kg wet	0.200		93.7	40-130			†
n-Butylbenzene	0.0171	0.0020	mg/Kg wet	0.0200		85.6	70-130			
sec-Butylbenzene	0.0179	0.0020	mg/Kg wet	0.0200		89.6	70-130			
tert-Butylbenzene	0.0179	0.0020	mg/Kg wet	0.0200		89.6	70-160			†
tert-Butyl Ethyl Ether (TBEE)	0.0204	0.0010	mg/Kg wet	0.0200		102	70-130			
Carbon Disulfide	0.186	0.0060	mg/Kg wet	0.200		93.0	70-130			
Carbon Tetrachloride	0.0162	0.0020	mg/Kg wet	0.0200		80.8	70-130			
Chlorobenzene	0.0180	0.0020	mg/Kg wet	0.0200		89.9	70-130			
Chlorodibromomethane	0.0192	0.0010	mg/Kg wet	0.0200		95.9	70-130			
Chloroethane	0.0170	0.020	mg/Kg wet	0.0200		84.9	70-130			J
Chloroform	0.0185	0.0040	mg/Kg wet	0.0200		92.6	70-130			
Chloromethane	0.0161	0.010	mg/Kg wet	0.0200		80.7	70-130			
2-Chlorotoluene	0.0182	0.0020	mg/Kg wet	0.0200		91.1	70-130			
4-Chlorotoluene	0.0182	0.0020	mg/Kg wet	0.0200		90.9	70-130			
1,2-Dibromo-3-chloropropane (DBCP)	0.0150	0.0020	mg/Kg wet	0.0200		75.0	70-130			
1,2-Dibromoethane (EDB)	0.0182	0.0010	mg/Kg wet	0.0200		90.9	70-130			
Dibromomethane	0.0179	0.0020	mg/Kg wet	0.0200		89.3	70-130			
1,2-Dichlorobenzene	0.0178	0.0020	mg/Kg wet	0.0200		88.8	70-130			
1,3-Dichlorobenzene	0.0178	0.0020	mg/Kg wet	0.0200		89.2	70-130			
1,4-Dichlorobenzene	0.0174	0.0020	mg/Kg wet	0.0200		86.9	70-130			
trans-1,4-Dichloro-2-butene	0.0138	0.0040	mg/Kg wet	0.0200		69.0 *	70-130			V-05, L-07
Dichlorodifluoromethane (Freon 12)	0.0139	0.020	mg/Kg wet	0.0200		69.6	40-160			V-05, J †
1,1-Dichloroethane	0.0194	0.0020	mg/Kg wet	0.0200		96.8	70-130			
1,2-Dichloroethane	0.0200	0.0020	mg/Kg wet	0.0200		99.8	70-130			
1,1-Dichloroethylene	0.0181	0.0040	mg/Kg wet	0.0200		90.4	70-130			

39 Spruce Street * East Longmeadow, MA 01028 * FAX 413/525-6405 * TEL. 413/525-2332

QUALITY CONTROL

Volatile Organic Compounds by GC/MS - Quality Control

Analyte	Result	Reporting Limit	Units	Spike Level	Source Result	%REC	%REC Limits	RPD	RPD Limit	Notes
Batch B255725 - SW-846 5035										
LCS (B255725-BS1)										
Prepared & Analyzed: 04/06/20										
cis-1,2-Dichloroethylene	0.0196	0.0020	mg/Kg wet	0.0200		98.0	70-130			
trans-1,2-Dichloroethylene	0.0190	0.0020	mg/Kg wet	0.0200		94.9	70-130			
1,2-Dichloropropane	0.0200	0.0020	mg/Kg wet	0.0200		100	70-130			
1,3-Dichloropropane	0.0196	0.0010	mg/Kg wet	0.0200		97.9	70-130			
2,2-Dichloropropane	0.0162	0.0020	mg/Kg wet	0.0200		81.1	70-130			V-05
1,1-Dichloropropene	0.0189	0.0020	mg/Kg wet	0.0200		94.4	70-130			
cis-1,3-Dichloropropene	0.0178	0.0010	mg/Kg wet	0.0200		89.0	70-130			
trans-1,3-Dichloropropene	0.0175	0.0010	mg/Kg wet	0.0200		87.4	70-130			
Diethyl Ether	0.0196	0.020	mg/Kg wet	0.0200		98.1	70-130			J
Diisopropyl Ether (DIPE)	0.0219	0.0010	mg/Kg wet	0.0200		109	70-130			
1,4-Dioxane	0.205	0.10	mg/Kg wet	0.200		103	40-160			†
Ethylbenzene	0.0173	0.0020	mg/Kg wet	0.0200		86.7	70-130			
Hexachlorobutadiene	0.0176	0.0020	mg/Kg wet	0.0200		87.9	70-160			
2-Hexanone (MBK)	0.204	0.020	mg/Kg wet	0.200		102	70-160			†
Isopropylbenzene (Cumene)	0.0179	0.0020	mg/Kg wet	0.0200		89.7	70-130			
p-Isopropyltoluene (p-Cymene)	0.0176	0.0020	mg/Kg wet	0.0200		88.1	70-130			
Methyl Acetate	0.0237	0.0020	mg/Kg wet	0.0200		118	70-130			
Methyl tert-Butyl Ether (MTBE)	0.0202	0.0040	mg/Kg wet	0.0200		101	70-130			
Methyl Cyclohexane	0.0184	0.0020	mg/Kg wet	0.0200		91.9	70-130			
Methylene Chloride	0.0214	0.020	mg/Kg wet	0.0200		107	40-160			†
4-Methyl-2-pentanone (MIBK)	0.218	0.020	mg/Kg wet	0.200		109	70-160			†
Naphthalene	0.0173	0.0040	mg/Kg wet	0.0200		86.6	40-130			†
n-Propylbenzene	0.0180	0.0020	mg/Kg wet	0.0200		89.9	70-130			
Styrene	0.0182	0.0020	mg/Kg wet	0.0200		90.8	70-130			
1,1,1,2-Tetrachloroethane	0.0169	0.0020	mg/Kg wet	0.0200		84.6	70-130			
1,1,2,2-Tetrachloroethane	0.0185	0.0010	mg/Kg wet	0.0200		92.5	70-130			
Tetrachloroethylene	0.0193	0.0020	mg/Kg wet	0.0200		96.6	70-130			
Tetrahydrofuran	0.0203	0.010	mg/Kg wet	0.0200		102	70-130			
Toluene	0.0183	0.0020	mg/Kg wet	0.0200		91.4	70-130			
1,2,3-Trichlorobenzene	0.0172	0.0020	mg/Kg wet	0.0200		85.8	70-130			
1,2,4-Trichlorobenzene	0.0167	0.0020	mg/Kg wet	0.0200		83.5	70-130			
1,3,5-Trichlorobenzene	0.0166	0.0020	mg/Kg wet	0.0200		83.2	70-130			
1,1,1-Trichloroethane	0.0185	0.0020	mg/Kg wet	0.0200		92.5	70-130			
1,1,2-Trichloroethane	0.0197	0.0020	mg/Kg wet	0.0200		98.5	70-130			
Trichloroethylene	0.0186	0.0020	mg/Kg wet	0.0200		93.0	70-130			
Trichlorofluoromethane (Freon 11)	0.0168	0.010	mg/Kg wet	0.0200		84.1	70-130			
1,2,3-Trichloropropane	0.0183	0.0020	mg/Kg wet	0.0200		91.3	70-130			
1,1,2-Trichloro-1,2,2-trifluoroethane (Freon 113)	0.0179	0.010	mg/Kg wet	0.0200		89.6	70-130			
1,2,4-Trimethylbenzene	0.0174	0.0020	mg/Kg wet	0.0200		87.2	70-130			
1,3,5-Trimethylbenzene	0.0184	0.0020	mg/Kg wet	0.0200		92.0	70-130			
Vinyl Chloride	0.0184	0.010	mg/Kg wet	0.0200		92.1	40-130			†
m+p Xylene	0.0357	0.0040	mg/Kg wet	0.0400		89.2	70-130			
o-Xylene	0.0179	0.0020	mg/Kg wet	0.0200		89.5	70-130			
Surrogate: 1,2-Dichloroethane-d4	0.0504		mg/Kg wet	0.0500		101	70-130			
Surrogate: Toluene-d8	0.0511		mg/Kg wet	0.0500		102	70-130			
Surrogate: 4-Bromofluorobenzene	0.0512		mg/Kg wet	0.0500		102	70-130			

39 Spruce Street * East Longmeadow, MA 01028 * FAX 413/525-6405 * TEL. 413/525-2332

QUALITY CONTROL

Volatile Organic Compounds by GC/MS - Quality Control

Analyte	Result	Reporting Limit	Units	Spike Level	Source Result	%REC	%REC Limits	RPD	RPD Limit	Notes
Batch B255725 - SW-846 5035										
LCS Dup (B255725-BSD1)										
					Prepared & Analyzed: 04/06/20					
Acetone	0.192	0.10	mg/Kg wet	0.200		96.1	70-160	0.855	25	†
Acrylonitrile	0.0226	0.0060	mg/Kg wet	0.0200		113	70-130	8.73	25	
tert-Amyl Methyl Ether (TAME)	0.0195	0.0010	mg/Kg wet	0.0200		97.5	70-130	1.21	25	
Benzene	0.0184	0.0020	mg/Kg wet	0.0200		92.1	70-130	2.28	25	
Bromobenzene	0.0184	0.0020	mg/Kg wet	0.0200		91.8	70-130	1.38	25	
Bromochloromethane	0.0216	0.0020	mg/Kg wet	0.0200		108	70-130	3.37	25	
Bromodichloromethane	0.0182	0.0020	mg/Kg wet	0.0200		90.9	70-130	4.08	25	
Bromoform	0.0178	0.0020	mg/Kg wet	0.0200		89.2	70-130	2.41	25	
Bromomethane	0.0180	0.010	mg/Kg wet	0.0200		89.8	40-130	6.28	25	V-34 †
2-Butanone (MEK)	0.208	0.040	mg/Kg wet	0.200		104	70-160	0.225	25	†
tert-Butyl Alcohol (TBA)	0.178	0.040	mg/Kg wet	0.200		89.2	40-130	4.93	25	†
n-Butylbenzene	0.0169	0.0020	mg/Kg wet	0.0200		84.7	70-130	1.03	25	
sec-Butylbenzene	0.0176	0.0020	mg/Kg wet	0.0200		88.3	70-130	1.55	25	
tert-Butylbenzene	0.0179	0.0020	mg/Kg wet	0.0200		89.6	70-160	0.0446	25	†
tert-Butyl Ethyl Ether (TBEE)	0.0203	0.0010	mg/Kg wet	0.0200		102	70-130	0.363	25	
Carbon Disulfide	0.183	0.0060	mg/Kg wet	0.200		91.3	70-130	1.75	25	
Carbon Tetrachloride	0.0159	0.0020	mg/Kg wet	0.0200		79.3	70-130	1.89	25	
Chlorobenzene	0.0178	0.0020	mg/Kg wet	0.0200		88.9	70-130	1.12	25	
Chlorodibromomethane	0.0188	0.0010	mg/Kg wet	0.0200		94.1	70-130	1.84	25	
Chloroethane	0.0153	0.020	mg/Kg wet	0.0200		76.4	70-130	10.6	25	J
Chloroform	0.0185	0.0040	mg/Kg wet	0.0200		92.7	70-130	0.0755	25	
Chloromethane	0.0166	0.010	mg/Kg wet	0.0200		83.1	70-130	2.88	25	
2-Chlorotoluene	0.0181	0.0020	mg/Kg wet	0.0200		90.5	70-130	0.628	25	
4-Chlorotoluene	0.0177	0.0020	mg/Kg wet	0.0200		88.3	70-130	2.98	25	
1,2-Dibromo-3-chloropropane (DBCP)	0.0159	0.0020	mg/Kg wet	0.0200		79.4	70-130	5.67	25	
1,2-Dibromoethane (EDB)	0.0182	0.0010	mg/Kg wet	0.0200		91.0	70-130	0.0770	25	
Dibromomethane	0.0174	0.0020	mg/Kg wet	0.0200		86.8	70-130	2.87	25	
1,2-Dichlorobenzene	0.0178	0.0020	mg/Kg wet	0.0200		88.8	70-130	0.0225	25	
1,3-Dichlorobenzene	0.0176	0.0020	mg/Kg wet	0.0200		88.1	70-130	1.29	25	
1,4-Dichlorobenzene	0.0171	0.0020	mg/Kg wet	0.0200		85.6	70-130	1.48	25	
trans-1,4-Dichloro-2-butene	0.0140	0.0040	mg/Kg wet	0.0200		70.1	70-130	1.55	25	V-05
Dichlorodifluoromethane (Freon 12)	0.0140	0.020	mg/Kg wet	0.0200		70.2	40-160	0.830	25	V-05, J †
1,1-Dichloroethane	0.0193	0.0020	mg/Kg wet	0.0200		96.7	70-130	0.0207	25	
1,2-Dichloroethane	0.0196	0.0020	mg/Kg wet	0.0200		98.1	70-130	1.73	25	
1,1-Dichloroethylene	0.0181	0.0040	mg/Kg wet	0.0200		90.5	70-130	0.0995	25	
cis-1,2-Dichloroethylene	0.0194	0.0020	mg/Kg wet	0.0200		97.2	70-130	0.840	25	
trans-1,2-Dichloroethylene	0.0188	0.0020	mg/Kg wet	0.0200		93.8	70-130	1.10	25	
1,2-Dichloropropane	0.0192	0.0020	mg/Kg wet	0.0200		95.8	70-130	4.41	25	
1,3-Dichloropropane	0.0200	0.0010	mg/Kg wet	0.0200		99.9	70-130	2.09	25	
2,2-Dichloropropane	0.0161	0.0020	mg/Kg wet	0.0200		80.3	70-130	1.00	25	V-05
1,1-Dichloropropene	0.0187	0.0020	mg/Kg wet	0.0200		93.4	70-130	1.04	25	
cis-1,3-Dichloropropene	0.0180	0.0010	mg/Kg wet	0.0200		89.9	70-130	1.03	25	
trans-1,3-Dichloropropene	0.0170	0.0010	mg/Kg wet	0.0200		84.9	70-130	2.89	25	
Diethyl Ether	0.0193	0.020	mg/Kg wet	0.0200		96.4	70-130	1.70	25	J
Diisopropyl Ether (DIPE)	0.0218	0.0010	mg/Kg wet	0.0200		109	70-130	0.623	25	
1,4-Dioxane	0.215	0.10	mg/Kg wet	0.200		107	40-160	4.64	50	† ‡
Ethylbenzene	0.0171	0.0020	mg/Kg wet	0.0200		85.5	70-130	1.45	25	
Hexachlorobutadiene	0.0179	0.0020	mg/Kg wet	0.0200		89.3	70-160	1.56	25	
2-Hexanone (MBK)	0.204	0.020	mg/Kg wet	0.200		102	70-160	0.191	25	†
Isopropylbenzene (Cumene)	0.0177	0.0020	mg/Kg wet	0.0200		88.6	70-130	1.26	25	
p-Isopropyltoluene (p-Cymene)	0.0175	0.0020	mg/Kg wet	0.0200		87.7	70-130	0.421	25	
Methyl Acetate	0.0251	0.0020	mg/Kg wet	0.0200		125	70-130	5.84	25	

39 Spruce Street * East Longmeadow, MA 01028 * FAX 413/525-6405 * TEL. 413/525-2332

QUALITY CONTROL

Volatile Organic Compounds by GC/MS - Quality Control

Analyte	Result	Reporting Limit	Units	Spike Level	Source Result	%REC	%REC Limits	RPD	RPD Limit	Notes
Batch B255725 - SW-846 5035										
LCS Dup (B255725-BSD1)										
Prepared & Analyzed: 04/06/20										
Methyl tert-Butyl Ether (MTBE)	0.0197	0.0040	mg/Kg wet	0.0200		98.7	70-130	2.32	25	
Methyl Cyclohexane	0.0183	0.0020	mg/Kg wet	0.0200		91.4	70-130	0.480	25	
Methylene Chloride	0.0212	0.020	mg/Kg wet	0.0200		106	40-160	1.00	25	†
4-Methyl-2-pentanone (MIBK)	0.218	0.020	mg/Kg wet	0.200		109	70-160	0.408	25	†
Naphthalene	0.0180	0.0040	mg/Kg wet	0.0200		89.8	40-130	3.61	25	†
n-Propylbenzene	0.0178	0.0020	mg/Kg wet	0.0200		89.1	70-130	0.905	25	
Styrene	0.0181	0.0020	mg/Kg wet	0.0200		90.7	70-130	0.121	25	
1,1,1,2-Tetrachloroethane	0.0170	0.0020	mg/Kg wet	0.0200		85.2	70-130	0.789	25	
1,1,2,2-Tetrachloroethane	0.0181	0.0010	mg/Kg wet	0.0200		90.7	70-130	1.94	25	
Tetrachloroethylene	0.0189	0.0020	mg/Kg wet	0.0200		94.5	70-130	2.21	25	
Tetrahydrofuran	0.0204	0.010	mg/Kg wet	0.0200		102	70-130	0.0197	25	
Toluene	0.0180	0.0020	mg/Kg wet	0.0200		90.1	70-130	1.49	25	
1,2,3-Trichlorobenzene	0.0170	0.0020	mg/Kg wet	0.0200		85.0	70-130	0.902	25	
1,2,4-Trichlorobenzene	0.0168	0.0020	mg/Kg wet	0.0200		83.8	70-130	0.383	25	
1,3,5-Trichlorobenzene	0.0166	0.0020	mg/Kg wet	0.0200		83.0	70-130	0.229	25	
1,1,1-Trichloroethane	0.0188	0.0020	mg/Kg wet	0.0200		94.1	70-130	1.75	25	
1,1,2-Trichloroethane	0.0195	0.0020	mg/Kg wet	0.0200		97.6	70-130	0.928	25	
Trichloroethylene	0.0186	0.0020	mg/Kg wet	0.0200		92.8	70-130	0.237	25	
Trichlorofluoromethane (Freon 11)	0.0163	0.010	mg/Kg wet	0.0200		81.7	70-130	2.89	25	
1,2,3-Trichloropropane	0.0184	0.0020	mg/Kg wet	0.0200		91.9	70-130	0.666	25	
1,1,2-Trichloro-1,2,2-trifluoroethane (Freon 113)	0.0175	0.010	mg/Kg wet	0.0200		87.7	70-130	2.22	25	
1,2,4-Trimethylbenzene	0.0171	0.0020	mg/Kg wet	0.0200		85.6	70-130	1.81	25	
1,3,5-Trimethylbenzene	0.0181	0.0020	mg/Kg wet	0.0200		90.6	70-130	1.54	25	
Vinyl Chloride	0.0181	0.010	mg/Kg wet	0.0200		90.7	40-130	1.49	25	†
m+p Xylene	0.0351	0.0040	mg/Kg wet	0.0400		87.8	70-130	1.64	25	
o-Xylene	0.0178	0.0020	mg/Kg wet	0.0200		88.9	70-130	0.661	25	
Surrogate: 1,2-Dichloroethane-d4	0.0498		mg/Kg wet	0.0500		99.7	70-130			
Surrogate: Toluene-d8	0.0502		mg/Kg wet	0.0500		100	70-130			
Surrogate: 4-Bromofluorobenzene	0.0506		mg/Kg wet	0.0500		101	70-130			

QUALITY CONTROL

Semivolatile Organic Compounds by GC/MS - Quality Control

Analyte	Result	Reporting Limit	Units	Spike Level	Source Result	%REC	%REC Limits	RPD	RPD Limit	Notes
---------	--------	-----------------	-------	-------------	---------------	------	-------------	-----	-----------	-------

Batch B256015 - SW-846 3546

Blank (B256015-BLK1)

Prepared: 04/10/20 Analyzed: 04/11/20

Acenaphthene	ND	0.17	mg/Kg wet							
Acenaphthylene	ND	0.17	mg/Kg wet							
Acetophenone	ND	0.33	mg/Kg wet							
Aniline	ND	0.33	mg/Kg wet							
Anthracene	ND	0.17	mg/Kg wet							
Benzidine	ND	0.65	mg/Kg wet							V-04, V-05, V-35
Benzo(a)anthracene	ND	0.17	mg/Kg wet							
Benzo(a)pyrene	ND	0.17	mg/Kg wet							
Benzo(b)fluoranthene	ND	0.17	mg/Kg wet							
Benzo(g,h,i)perylene	ND	0.17	mg/Kg wet							
Benzo(k)fluoranthene	ND	0.17	mg/Kg wet							
Benzoic Acid	ND	0.98	mg/Kg wet							
Bis(2-chloroethoxy)methane	ND	0.33	mg/Kg wet							
Bis(2-chloroethyl)ether	ND	0.33	mg/Kg wet							
Bis(2-chloroisopropyl)ether	ND	0.33	mg/Kg wet							
Bis(2-Ethylhexyl)phthalate	ND	0.33	mg/Kg wet							
4-Bromophenylphenylether	ND	0.33	mg/Kg wet							
Butylbenzylphthalate	ND	0.33	mg/Kg wet							
Carbazole	ND	0.17	mg/Kg wet							
4-Chloroaniline	ND	0.65	mg/Kg wet							V-34
4-Chloro-3-methylphenol	ND	0.65	mg/Kg wet							
2-Chloronaphthalene	ND	0.33	mg/Kg wet							
2-Chlorophenol	ND	0.33	mg/Kg wet							
4-Chlorophenylphenylether	ND	0.33	mg/Kg wet							
Chrysene	ND	0.17	mg/Kg wet							
Dibenz(a,h)anthracene	ND	0.17	mg/Kg wet							
Dibenzofuran	ND	0.33	mg/Kg wet							
Di-n-butylphthalate	ND	0.33	mg/Kg wet							
1,2-Dichlorobenzene	ND	0.33	mg/Kg wet							
1,3-Dichlorobenzene	ND	0.33	mg/Kg wet							
1,4-Dichlorobenzene	ND	0.33	mg/Kg wet							
3,3-Dichlorobenzidine	ND	0.17	mg/Kg wet							
2,4-Dichlorophenol	ND	0.33	mg/Kg wet							
Diethylphthalate	ND	0.33	mg/Kg wet							
2,4-Dimethylphenol	ND	0.33	mg/Kg wet							
Dimethylphthalate	ND	0.33	mg/Kg wet							
4,6-Dinitro-2-methylphenol	ND	0.33	mg/Kg wet							
2,4-Dinitrophenol	ND	0.65	mg/Kg wet							
2,4-Dinitrotoluene	ND	0.33	mg/Kg wet							
2,6-Dinitrotoluene	ND	0.33	mg/Kg wet							
Di-n-octylphthalate	ND	0.33	mg/Kg wet							
1,2-Diphenylhydrazine/Azobenzene	ND	0.33	mg/Kg wet							
Fluoranthene	ND	0.17	mg/Kg wet							
Fluorene	ND	0.17	mg/Kg wet							
Hexachlorobenzene	ND	0.33	mg/Kg wet							
Hexachlorobutadiene	ND	0.33	mg/Kg wet							
Hexachlorocyclopentadiene	ND	0.33	mg/Kg wet							
Hexachloroethane	ND	0.33	mg/Kg wet							
Indeno(1,2,3-cd)pyrene	ND	0.17	mg/Kg wet							
Isophorone	ND	0.33	mg/Kg wet							
1-Methylnaphthalene	ND	0.17	mg/Kg wet							
2-Methylnaphthalene	ND	0.17	mg/Kg wet							

39 Spruce Street * East Longmeadow, MA 01028 * FAX 413/525-6405 * TEL. 413/525-2332

QUALITY CONTROL

Semivolatile Organic Compounds by GC/MS - Quality Control

Analyte	Result	Reporting Limit	Units	Spike Level	Source Result	%REC	%REC Limits	RPD	RPD Limit	Notes
Batch B256015 - SW-846 3546										
Blank (B256015-BLK1)										
Prepared: 04/10/20 Analyzed: 04/11/20										
2-Methylphenol	ND	0.33	mg/Kg wet							
3/4-Methylphenol	ND	0.33	mg/Kg wet							
Naphthalene	ND	0.17	mg/Kg wet							
2-Nitroaniline	ND	0.33	mg/Kg wet							
3-Nitroaniline	ND	0.33	mg/Kg wet							
4-Nitroaniline	ND	0.33	mg/Kg wet							
Nitrobenzene	ND	0.33	mg/Kg wet							
2-Nitrophenol	ND	0.33	mg/Kg wet							
4-Nitrophenol	ND	0.65	mg/Kg wet							
N-Nitrosodimethylamine	ND	0.33	mg/Kg wet							
N-Nitrosodiphenylamine/Diphenylamine	ND	0.33	mg/Kg wet							
N-Nitrosodi-n-propylamine	ND	0.33	mg/Kg wet							
Pentachloronitrobenzene	ND	0.33	mg/Kg wet							
Pentachlorophenol	ND	0.33	mg/Kg wet							
Phenanthrene	ND	0.17	mg/Kg wet							
Phenol	ND	0.33	mg/Kg wet							
Pyrene	ND	0.17	mg/Kg wet							
Pyridine	ND	0.33	mg/Kg wet							
1,2,4,5-Tetrachlorobenzene	ND	0.33	mg/Kg wet							
1,2,4-Trichlorobenzene	ND	0.33	mg/Kg wet							
2,4,5-Trichlorophenol	ND	0.33	mg/Kg wet							
2,4,6-Trichlorophenol	ND	0.33	mg/Kg wet							
Surrogate: 2-Fluorophenol	5.51		mg/Kg wet	6.54		84.3	30-130			
Surrogate: Phenol-d6	5.72		mg/Kg wet	6.54		87.5	30-130			
Surrogate: Nitrobenzene-d5	2.59		mg/Kg wet	3.27		79.2	30-130			
Surrogate: 2-Fluorobiphenyl	3.19		mg/Kg wet	3.27		97.5	30-130			
Surrogate: 2,4,6-Tribromophenol	4.77		mg/Kg wet	6.54		73.0	30-130			
Surrogate: p-Terphenyl-d14	3.09		mg/Kg wet	3.27		94.6	30-130			
LCS (B256015-BS1)										
Prepared: 04/10/20 Analyzed: 04/11/20										
Acenaphthene	1.42	0.17	mg/Kg wet	1.64		86.6	40-140			
Acenaphthylene	1.43	0.17	mg/Kg wet	1.64		86.8	40-140			
Acetophenone	1.36	0.34	mg/Kg wet	1.64		82.9	40-140			
Aniline	1.20	0.34	mg/Kg wet	1.64		72.7	10-140			†
Anthracene	1.51	0.17	mg/Kg wet	1.64		91.9	40-140			
Benzidine	2.93	0.65	mg/Kg wet	1.64		178 *	40-140			L-02, V-04, V-05, V-35
Benzo(a)anthracene	1.46	0.17	mg/Kg wet	1.64		88.8	40-140			
Benzo(a)pyrene	1.48	0.17	mg/Kg wet	1.64		89.9	40-140			
Benzo(b)fluoranthene	1.48	0.17	mg/Kg wet	1.64		89.9	40-140			
Benzo(g,h,i)perylene	1.52	0.17	mg/Kg wet	1.64		92.3	40-140			
Benzo(k)fluoranthene	1.53	0.17	mg/Kg wet	1.64		93.3	40-140			
Benzoic Acid	0.985	0.99	mg/Kg wet	1.64		59.9	30-130			J
Bis(2-chloroethoxy)methane	1.45	0.34	mg/Kg wet	1.64		87.9	40-140			
Bis(2-chloroethyl)ether	1.32	0.34	mg/Kg wet	1.64		80.6	40-140			
Bis(2-chloroisopropyl)ether	1.47	0.34	mg/Kg wet	1.64		89.6	40-140			
Bis(2-Ethylhexyl)phthalate	1.42	0.34	mg/Kg wet	1.64		86.4	40-140			
4-Bromophenylphenylether	1.44	0.34	mg/Kg wet	1.64		87.5	40-140			
Butylbenzylphthalate	1.56	0.34	mg/Kg wet	1.64		95.0	40-140			
Carbazole	1.46	0.17	mg/Kg wet	1.64		88.7	40-140			
4-Chloroaniline	1.03	0.65	mg/Kg wet	1.64		62.6	10-140			V-34 †
4-Chloro-3-methylphenol	1.47	0.65	mg/Kg wet	1.64		89.4	30-130			
2-Chloronaphthalene	1.30	0.34	mg/Kg wet	1.64		79.1	40-140			

QUALITY CONTROL

Semivolatile Organic Compounds by GC/MS - Quality Control

Analyte	Result	Reporting Limit	Units	Spike Level	Source Result	%REC	%REC Limits	RPD	RPD Limit	Notes
Batch B256015 - SW-846 3546										
LCS (B256015-BS1)										
Prepared: 04/10/20 Analyzed: 04/11/20										
2-Chlorophenol	1.40	0.34	mg/Kg wet	1.64		85.0	30-130			
4-Chlorophenylphenylether	1.44	0.34	mg/Kg wet	1.64		87.6	40-140			
Chrysene	1.49	0.17	mg/Kg wet	1.64		90.4	40-140			
Dibenz(a,h)anthracene	1.52	0.17	mg/Kg wet	1.64		92.5	40-140			
Dibenzofuran	1.51	0.34	mg/Kg wet	1.64		91.6	40-140			
Di-n-butylphthalate	1.46	0.34	mg/Kg wet	1.64		88.6	40-140			
1,2-Dichlorobenzene	1.25	0.34	mg/Kg wet	1.64		75.9	40-140			
1,3-Dichlorobenzene	1.24	0.34	mg/Kg wet	1.64		75.3	40-140			
1,4-Dichlorobenzene	1.24	0.34	mg/Kg wet	1.64		75.6	40-140			
3,3-Dichlorobenzidine	1.19	0.17	mg/Kg wet	1.64		72.3	20-140			†
2,4-Dichlorophenol	1.46	0.34	mg/Kg wet	1.64		89.0	30-130			
Diethylphthalate	1.41	0.34	mg/Kg wet	1.64		85.8	40-140			
2,4-Dimethylphenol	1.31	0.34	mg/Kg wet	1.64		79.6	30-130			
Dimethylphthalate	1.47	0.34	mg/Kg wet	1.64		89.7	40-140			
4,6-Dinitro-2-methylphenol	1.28	0.34	mg/Kg wet	1.64		77.7	30-130			
2,4-Dinitrophenol	1.07	0.65	mg/Kg wet	1.64		65.1	30-130			
2,4-Dinitrotoluene	1.49	0.34	mg/Kg wet	1.64		90.3	40-140			
2,6-Dinitrotoluene	1.55	0.34	mg/Kg wet	1.64		94.3	40-140			
Di-n-octylphthalate	1.35	0.34	mg/Kg wet	1.64		82.1	40-140			
1,2-Diphenylhydrazine/Azobenzene	1.49	0.34	mg/Kg wet	1.64		90.6	40-140			
Fluoranthene	1.45	0.17	mg/Kg wet	1.64		88.3	40-140			
Fluorene	1.51	0.17	mg/Kg wet	1.64		91.8	40-140			
Hexachlorobenzene	1.48	0.34	mg/Kg wet	1.64		90.1	40-140			
Hexachlorobutadiene	1.33	0.34	mg/Kg wet	1.64		81.2	40-140			
Hexachlorocyclopentadiene	1.24	0.34	mg/Kg wet	1.64		75.1	40-140			
Hexachloroethane	1.24	0.34	mg/Kg wet	1.64		75.3	40-140			
Indeno(1,2,3-cd)pyrene	1.71	0.17	mg/Kg wet	1.64		104	40-140			
Isophorone	1.49	0.34	mg/Kg wet	1.64		90.5	40-140			
1-Methylnaphthalene	1.38	0.17	mg/Kg wet	1.64		84.1	40-140			
2-Methylnaphthalene	1.61	0.17	mg/Kg wet	1.64		97.6	40-140			
2-Methylphenol	1.40	0.34	mg/Kg wet	1.64		85.2	30-130			
3/4-Methylphenol	1.49	0.34	mg/Kg wet	1.64		90.4	30-130			
Naphthalene	1.44	0.17	mg/Kg wet	1.64		87.3	40-140			
2-Nitroaniline	1.82	0.34	mg/Kg wet	1.64		110	40-140			
3-Nitroaniline	1.24	0.34	mg/Kg wet	1.64		75.5	30-140			†
4-Nitroaniline	1.48	0.34	mg/Kg wet	1.64		90.2	40-140			
Nitrobenzene	1.37	0.34	mg/Kg wet	1.64		83.2	40-140			
2-Nitrophenol	1.47	0.34	mg/Kg wet	1.64		89.3	30-130			
4-Nitrophenol	1.42	0.65	mg/Kg wet	1.64		86.6	30-130			
N-Nitrosodimethylamine	1.24	0.34	mg/Kg wet	1.64		75.6	40-140			
N-Nitrosodiphenylamine/Diphenylamine	1.48	0.34	mg/Kg wet	1.64		89.9	40-140			
N-Nitrosodi-n-propylamine	1.39	0.34	mg/Kg wet	1.64		84.6	40-140			
Pentachloronitrobenzene	1.47	0.34	mg/Kg wet	1.64		89.2	40-140			
Pentachlorophenol	1.39	0.34	mg/Kg wet	1.64		84.7	30-130			
Phenanthrene	1.49	0.17	mg/Kg wet	1.64		90.4	40-140			
Phenol	1.39	0.34	mg/Kg wet	1.64		84.3	30-130			
Pyrene	1.49	0.17	mg/Kg wet	1.64		90.6	40-140			
Pyridine	0.907	0.34	mg/Kg wet	1.64		55.2	30-140			†
1,2,4,5-Tetrachlorobenzene	1.42	0.34	mg/Kg wet	1.64		86.4	40-140			
1,2,4-Trichlorobenzene	1.37	0.34	mg/Kg wet	1.64		83.0	40-140			
2,4,5-Trichlorophenol	1.44	0.34	mg/Kg wet	1.64		87.3	30-130			
2,4,6-Trichlorophenol	1.44	0.34	mg/Kg wet	1.64		87.4	30-130			

39 Spruce Street * East Longmeadow, MA 01028 * FAX 413/525-6405 * TEL. 413/525-2332

QUALITY CONTROL

Semivolatile Organic Compounds by GC/MS - Quality Control

Analyte	Result	Reporting Limit	Units	Spike Level	Source Result	%REC	%REC Limits	RPD	RPD Limit	Notes
---------	--------	-----------------	-------	-------------	---------------	------	-------------	-----	-----------	-------

Batch B256015 - SW-846 3546

LCS (B256015-BS1)

Prepared: 04/10/20 Analyzed: 04/11/20

Surrogate: 2-Fluorophenol	5.67		mg/Kg wet	6.58		86.2	30-130			
Surrogate: Phenol-d6	5.91		mg/Kg wet	6.58		89.8	30-130			
Surrogate: Nitrobenzene-d5	2.77		mg/Kg wet	3.29		84.2	30-130			
Surrogate: 2-Fluorobiphenyl	3.37		mg/Kg wet	3.29		103	30-130			
Surrogate: 2,4,6-Tribromophenol	5.84		mg/Kg wet	6.58		88.8	30-130			
Surrogate: p-Terphenyl-d14	3.00		mg/Kg wet	3.29		91.2	30-130			

LCS Dup (B256015-BSD1)

Prepared: 04/10/20 Analyzed: 04/11/20

Acenaphthene	1.38	0.17	mg/Kg wet	1.66		83.6	40-140	2.84	30	
Acenaphthylene	1.37	0.17	mg/Kg wet	1.66		82.8	40-140	4.13	30	
Acetophenone	1.28	0.34	mg/Kg wet	1.66		77.5	40-140	6.07	30	
Aniline	1.12	0.34	mg/Kg wet	1.66		67.8	10-140	6.29	50	† ‡
Anthracene	1.42	0.17	mg/Kg wet	1.66		85.8	40-140	6.18	30	
Benzidine	2.78	0.66	mg/Kg wet	1.66		168 *	40-140	5.28	30	L-02, V-04, V-05, V-35
Benzo(a)anthracene	1.38	0.17	mg/Kg wet	1.66		83.6	40-140	5.42	30	
Benzo(a)pyrene	1.42	0.17	mg/Kg wet	1.66		85.6	40-140	4.22	30	
Benzo(b)fluoranthene	1.42	0.17	mg/Kg wet	1.66		86.0	40-140	3.71	30	
Benzo(g,h,i)perylene	1.42	0.17	mg/Kg wet	1.66		86.0	40-140	6.45	30	
Benzo(k)fluoranthene	1.48	0.17	mg/Kg wet	1.66		89.2	40-140	3.77	30	
Benzoic Acid	0.967	0.99	mg/Kg wet	1.66		58.4	30-130	1.81	50	J ‡
Bis(2-chloroethoxy)methane	1.43	0.34	mg/Kg wet	1.66		86.2	40-140	1.32	30	
Bis(2-chloroethyl)ether	1.27	0.34	mg/Kg wet	1.66		77.0	40-140	3.86	30	
Bis(2-chloroisopropyl)ether	1.42	0.34	mg/Kg wet	1.66		85.8	40-140	3.61	30	
Bis(2-Ethylhexyl)phthalate	1.35	0.34	mg/Kg wet	1.66		81.4	40-140	5.23	30	
4-Bromophenylphenylether	1.35	0.34	mg/Kg wet	1.66		81.5	40-140	6.44	30	
Butylbenzylphthalate	1.49	0.34	mg/Kg wet	1.66		89.7	40-140	5.02	30	
Carbazole	1.37	0.17	mg/Kg wet	1.66		82.6	40-140	6.51	30	
4-Chloroaniline	0.961	0.66	mg/Kg wet	1.66		58.0	10-140	6.96	30	V-34 †
4-Chloro-3-methylphenol	1.42	0.66	mg/Kg wet	1.66		85.5	30-130	3.78	30	
2-Chloronaphthalene	1.29	0.34	mg/Kg wet	1.66		77.8	40-140	0.971	30	
2-Chlorophenol	1.35	0.34	mg/Kg wet	1.66		81.8	30-130	3.25	30	
4-Chlorophenylphenylether	1.42	0.34	mg/Kg wet	1.66		85.6	40-140	1.60	30	
Chrysene	1.41	0.17	mg/Kg wet	1.66		85.3	40-140	5.05	30	
Dibenz(a,h)anthracene	1.47	0.17	mg/Kg wet	1.66		89.0	40-140	3.22	30	
Dibenzofuran	1.45	0.34	mg/Kg wet	1.66		87.8	40-140	3.64	30	
Di-n-butylphthalate	1.35	0.34	mg/Kg wet	1.66		81.6	40-140	7.57	30	
1,2-Dichlorobenzene	1.22	0.34	mg/Kg wet	1.66		73.4	40-140	2.61	30	
1,3-Dichlorobenzene	1.18	0.34	mg/Kg wet	1.66		71.5	40-140	4.57	30	
1,4-Dichlorobenzene	1.20	0.34	mg/Kg wet	1.66		72.3	40-140	3.86	30	
3,3-Dichlorobenzidine	1.11	0.17	mg/Kg wet	1.66		67.1	20-140	6.89	50	† ‡
2,4-Dichlorophenol	1.40	0.34	mg/Kg wet	1.66		84.5	30-130	4.55	30	
Diethylphthalate	1.35	0.34	mg/Kg wet	1.66		81.8	40-140	4.18	30	
2,4-Dimethylphenol	1.27	0.34	mg/Kg wet	1.66		76.7	30-130	3.02	30	
Dimethylphthalate	1.39	0.34	mg/Kg wet	1.66		84.2	40-140	5.62	30	
4,6-Dinitro-2-methylphenol	1.21	0.34	mg/Kg wet	1.66		73.3	30-130	5.20	30	
2,4-Dinitrophenol	1.04	0.66	mg/Kg wet	1.66		63.0	30-130	2.59	30	
2,4-Dinitrotoluene	1.42	0.34	mg/Kg wet	1.66		85.6	40-140	4.75	30	
2,6-Dinitrotoluene	1.50	0.34	mg/Kg wet	1.66		90.7	40-140	3.21	30	
Di-n-octylphthalate	1.29	0.34	mg/Kg wet	1.66		77.9	40-140	4.61	30	
1,2-Diphenylhydrazine/Azobenzene	1.38	0.34	mg/Kg wet	1.66		83.2	40-140	7.76	30	
Fluoranthene	1.35	0.17	mg/Kg wet	1.66		81.4	40-140	7.47	30	
Fluorene	1.45	0.17	mg/Kg wet	1.66		87.6	40-140	3.98	30	

39 Spruce Street * East Longmeadow, MA 01028 * FAX 413/525-6405 * TEL. 413/525-2332

QUALITY CONTROL

Semivolatile Organic Compounds by GC/MS - Quality Control

Analyte	Result	Reporting Limit	Units	Spike Level	Source Result	%REC	%REC Limits	RPD	RPD Limit	Notes
---------	--------	-----------------	-------	-------------	---------------	------	-------------	-----	-----------	-------

Batch B256015 - SW-846 3546

LCS Dup (B256015-BSD1)

Prepared: 04/10/20 Analyzed: 04/11/20

Hexachlorobenzene	1.39	0.34	mg/Kg wet	1.66		83.9	40-140	6.56	30	
Hexachlorobutadiene	1.28	0.34	mg/Kg wet	1.66		77.1	40-140	4.42	30	
Hexachlorocyclopentadiene	1.23	0.34	mg/Kg wet	1.66		74.0	40-140	0.869	30	
Hexachloroethane	1.20	0.34	mg/Kg wet	1.66		72.2	40-140	3.52	30	
Indeno(1,2,3-cd)pyrene	1.61	0.17	mg/Kg wet	1.66		97.1	40-140	6.07	30	
Isophorone	1.42	0.34	mg/Kg wet	1.66		85.9	40-140	4.62	30	
1-Methylnaphthalene	1.36	0.17	mg/Kg wet	1.66		82.1	40-140	1.72	30	
2-Methylnaphthalene	1.53	0.17	mg/Kg wet	1.66		92.5	40-140	4.77	30	
2-Methylphenol	1.34	0.34	mg/Kg wet	1.66		80.9	30-130	4.52	30	
3/4-Methylphenol	1.42	0.34	mg/Kg wet	1.66		86.1	30-130	4.26	30	
Naphthalene	1.38	0.17	mg/Kg wet	1.66		83.3	40-140	3.98	30	
2-Nitroaniline	1.73	0.34	mg/Kg wet	1.66		105	40-140	4.66	30	
3-Nitroaniline	1.19	0.34	mg/Kg wet	1.66		71.8	30-140	4.34	30	†
4-Nitroaniline	1.46	0.34	mg/Kg wet	1.66		88.3	40-140	1.56	30	
Nitrobenzene	1.35	0.34	mg/Kg wet	1.66		81.6	40-140	1.33	30	
2-Nitrophenol	1.41	0.34	mg/Kg wet	1.66		85.4	30-130	3.85	30	
4-Nitrophenol	1.37	0.66	mg/Kg wet	1.66		82.6	30-130	4.04	50	‡
N-Nitrosodimethylamine	1.18	0.34	mg/Kg wet	1.66		71.5	40-140	4.91	30	
N-Nitrosodiphenylamine/Diphenylamine	1.41	0.34	mg/Kg wet	1.66		85.3	40-140	4.64	30	
N-Nitrosodi-n-propylamine	1.36	0.34	mg/Kg wet	1.66		82.1	40-140	2.32	30	
Pentachloronitrobenzene	1.37	0.34	mg/Kg wet	1.66		83.0	40-140	6.50	30	
Pentachlorophenol	1.28	0.34	mg/Kg wet	1.66		77.2	30-130	8.65	30	
Phenanthrene	1.43	0.17	mg/Kg wet	1.66		86.1	40-140	4.26	30	
Phenol	1.31	0.34	mg/Kg wet	1.66		78.9	30-130	6.01	30	
Pyrene	1.41	0.17	mg/Kg wet	1.66		85.4	40-140	5.27	30	
Pyridine	0.857	0.34	mg/Kg wet	1.66		51.8	30-140	5.70	30	†
1,2,4,5-Tetrachlorobenzene	1.39	0.34	mg/Kg wet	1.66		83.9	40-140	2.32	30	
1,2,4-Trichlorobenzene	1.31	0.34	mg/Kg wet	1.66		79.2	40-140	3.98	30	
2,4,5-Trichlorophenol	1.37	0.34	mg/Kg wet	1.66		82.8	30-130	4.68	30	
2,4,6-Trichlorophenol	1.40	0.34	mg/Kg wet	1.66		84.8	30-130	2.38	30	
Surrogate: 2-Fluorophenol	5.40		mg/Kg wet	6.62		81.5	30-130			
Surrogate: Phenol-d6	5.55		mg/Kg wet	6.62		83.7	30-130			
Surrogate: Nitrobenzene-d5	2.70		mg/Kg wet	3.31		81.4	30-130			
Surrogate: 2-Fluorobiphenyl	3.21		mg/Kg wet	3.31		97.1	30-130			
Surrogate: 2,4,6-Tribromophenol	5.58		mg/Kg wet	6.62		84.3	30-130			
Surrogate: p-Terphenyl-d14	2.83		mg/Kg wet	3.31		85.4	30-130			

Matrix Spike (B256015-MS1)

Source: 20D0207-02

Prepared: 04/10/20 Analyzed: 04/11/20

Acetophenone	1.37	0.38	mg/Kg dry	1.84	ND	74.5	40-140			
Aniline	1.13	0.38	mg/Kg dry	1.84	ND	61.0	40-140			
Benzidine	0.208	0.73	mg/Kg dry	1.84	ND	11.3	* 40-140			V-35, MS-09, V-04, V-05, J
Benzoic Acid	1.31	1.1	mg/Kg dry	1.84	ND	71.0	40-140			
Bis(2-chloroethoxy)methane	1.50	0.38	mg/Kg dry	1.84	ND	81.6	40-140			
Bis(2-chloroethyl)ether	1.34	0.38	mg/Kg dry	1.84	ND	72.5	40-140			
Bis(2-chloroisopropyl)ether	1.47	0.38	mg/Kg dry	1.84	ND	79.7	40-140			
Bis(2-Ethylhexyl)phthalate	1.51	0.38	mg/Kg dry	1.84	ND	81.9	40-140			
4-Bromophenylphenylether	1.44	0.38	mg/Kg dry	1.84	ND	78.0	40-140			
Butylbenzylphthalate	1.62	0.38	mg/Kg dry	1.84	ND	87.6	40-140			
Carbazole	1.49	0.19	mg/Kg dry	1.84	ND	80.9	40-140			
4-Chloroaniline	1.10	0.73	mg/Kg dry	1.84	ND	59.4	40-140			V-34
4-Chloro-3-methylphenol	1.50	0.73	mg/Kg dry	1.84	ND	81.5	30-130			
2-Chloronaphthalene	1.34	0.38	mg/Kg dry	1.84	ND	72.4	40-140			

39 Spruce Street * East Longmeadow, MA 01028 * FAX 413/525-6405 * TEL. 413/525-2332

QUALITY CONTROL

Semivolatile Organic Compounds by GC/MS - Quality Control

Analyte	Result	Reporting Limit	Units	Spike Level	Source Result	%REC	%REC Limits	RPD	RPD Limit	Notes
Batch B256015 - SW-846 3546										
Matrix Spike (B256015-MS1)	Source: 20D0207-02			Prepared: 04/10/20 Analyzed: 04/11/20						
2-Chlorophenol	1.39	0.38	mg/Kg dry	1.84	ND	75.5	30-130			
4-Chlorophenylphenylether	1.47	0.38	mg/Kg dry	1.84	ND	79.9	40-140			
Dibenzofuran	1.53	0.38	mg/Kg dry	1.84	ND	82.9	40-140			
Di-n-butylphthalate	1.49	0.38	mg/Kg dry	1.84	ND	81.0	40-140			
1,2-Dichlorobenzene	1.27	0.38	mg/Kg dry	1.84	ND	68.9	40-140			
1,3-Dichlorobenzene	1.25	0.38	mg/Kg dry	1.84	ND	67.5	40-140			
1,4-Dichlorobenzene	1.25	0.38	mg/Kg dry	1.84	ND	67.8	40-140			
3,3-Dichlorobenzidine	1.51	0.19	mg/Kg dry	1.84	ND	81.8	40-140			
2,4-Dichlorophenol	1.48	0.38	mg/Kg dry	1.84	ND	80.4	30-130			
Diethylphthalate	1.45	0.38	mg/Kg dry	1.84	ND	78.7	40-140			
2,4-Dimethylphenol	1.27	0.38	mg/Kg dry	1.84	ND	69.1	30-130			
Dimethylphthalate	1.50	0.38	mg/Kg dry	1.84	ND	81.3	40-140			
4,6-Dinitro-2-methylphenol	1.23	0.38	mg/Kg dry	1.84	ND	66.4	30-130			
2,4-Dinitrophenol	1.12	0.73	mg/Kg dry	1.84	ND	60.5	30-130			
2,4-Dinitrotoluene	1.49	0.38	mg/Kg dry	1.84	ND	80.7	40-140			
2,6-Dinitrotoluene	1.58	0.38	mg/Kg dry	1.84	ND	85.7	40-140			
Di-n-octylphthalate	1.46	0.38	mg/Kg dry	1.84	ND	79.1	40-140			
1,2-Diphenylhydrazine/Azobenzene	1.48	0.38	mg/Kg dry	1.84	ND	80.1	40-140			
Hexachlorobenzene	1.49	0.38	mg/Kg dry	1.84	ND	80.5	40-140			
Hexachlorobutadiene	1.34	0.38	mg/Kg dry	1.84	ND	72.6	40-140			
Hexachlorocyclopentadiene	1.24	0.38	mg/Kg dry	1.84	ND	67.3	30-130			
Hexachloroethane	1.26	0.38	mg/Kg dry	1.84	ND	68.3	40-140			
Isophorone	1.54	0.38	mg/Kg dry	1.84	ND	83.5	40-140			
1-Methylnaphthalene	1.43	0.19	mg/Kg dry	1.84	ND	77.3	40-140			
2-Methylphenol	1.36	0.38	mg/Kg dry	1.84	ND	74.0	30-130			
3/4-Methylphenol	1.47	0.38	mg/Kg dry	1.84	ND	79.5	30-130			
2-Nitroaniline	1.82	0.38	mg/Kg dry	1.84	ND	98.9	40-140			
3-Nitroaniline	1.40	0.38	mg/Kg dry	1.84	ND	75.9	40-140			
4-Nitroaniline	1.57	0.38	mg/Kg dry	1.84	ND	85.2	40-140			
Nitrobenzene	1.40	0.38	mg/Kg dry	1.84	ND	75.7	40-140			
2-Nitrophenol	1.47	0.38	mg/Kg dry	1.84	ND	79.9	30-130			
4-Nitrophenol	1.49	0.73	mg/Kg dry	1.84	ND	80.7	30-130			
N-Nitrosodimethylamine	1.26	0.38	mg/Kg dry	1.84	ND	68.1	40-140			
N-Nitrosodiphenylamine/Diphenylamine	1.46	0.38	mg/Kg dry	1.84	ND	79.3	40-140			
N-Nitrosodi-n-propylamine	1.40	0.38	mg/Kg dry	1.84	ND	76.2	40-140			
Pentachloronitrobenzene	1.47	0.38	mg/Kg dry	1.84	ND	79.4	40-140			
Pentachlorophenol	1.28	0.38	mg/Kg dry	1.84	ND	69.3	30-130			
Phenol	1.37	0.38	mg/Kg dry	1.84	ND	74.4	30-130			
Pyridine	0.934	0.38	mg/Kg dry	1.84	ND	50.6	40-140			
1,2,4,5-Tetrachlorobenzene	1.43	0.38	mg/Kg dry	1.84	ND	77.4	40-140			
1,2,4-Trichlorobenzene	1.41	0.38	mg/Kg dry	1.84	ND	76.5	40-140			
2,4,5-Trichlorophenol	1.48	0.38	mg/Kg dry	1.84	ND	80.0	30-130			
2,4,6-Trichlorophenol	1.43	0.38	mg/Kg dry	1.84	ND	77.3	30-130			
Surrogate: 2-Fluorophenol	5.50		mg/Kg dry	7.38		74.6	30-130			
Surrogate: Phenol-d6	5.79		mg/Kg dry	7.38		78.5	30-130			
Surrogate: Nitrobenzene-d5	2.82		mg/Kg dry	3.69		76.6	30-130			
Surrogate: 2-Fluorobiphenyl	3.37		mg/Kg dry	3.69		91.5	30-130			
Surrogate: 2,4,6-Tribromophenol	5.63		mg/Kg dry	7.38		76.3	30-130			
Surrogate: p-Terphenyl-d14	2.98		mg/Kg dry	3.69		80.8	30-130			

QUALITY CONTROL

Semivolatile Organic Compounds by GC/MS - Quality Control

Analyte	Result	Reporting Limit	Units	Spike Level	Source Result	%REC	%REC Limits	RPD	RPD Limit	Notes
Batch B256015 - SW-846 3546										
Matrix Spike Dup (B256015-MSD1)										
		Source: 20D0207-02			Prepared: 04/10/20 Analyzed: 04/11/20					
Acetophenone	1.54	0.38	mg/Kg dry	1.84	ND	83.5	40-140	11.5	30	
Aniline	1.18	0.38	mg/Kg dry	1.84	ND	64.0	40-140	4.74	30	
Benzidine	0.158	0.73	mg/Kg dry	1.84	ND	8.58	* 40-140	27.0	30	MS-09, V-04, V-05, V-35, J
Benzoic Acid	1.36	1.1	mg/Kg dry	1.84	ND	73.5	40-140	3.46	30	
Bis(2-chloroethoxy)methane	1.63	0.38	mg/Kg dry	1.84	ND	88.4	40-140	8.03	30	
Bis(2-chloroethyl)ether	1.50	0.38	mg/Kg dry	1.84	ND	81.6	40-140	11.8	30	
Bis(2-chloroisopropyl)ether	1.64	0.38	mg/Kg dry	1.84	ND	88.8	40-140	10.9	30	
Bis(2-Ethylhexyl)phthalate	1.64	0.38	mg/Kg dry	1.84	ND	88.7	40-140	7.92	30	
4-Bromophenylphenylether	1.59	0.38	mg/Kg dry	1.84	ND	86.3	40-140	10.2	30	
Butylbenzylphthalate	1.75	0.38	mg/Kg dry	1.84	ND	94.9	40-140	8.06	30	
Carbazole	1.62	0.19	mg/Kg dry	1.84	ND	87.7	40-140	8.02	30	
4-Chloroaniline	1.14	0.73	mg/Kg dry	1.84	ND	61.7	40-140	3.83	30	V-34
4-Chloro-3-methylphenol	1.56	0.73	mg/Kg dry	1.84	ND	84.8	30-130	3.97	30	
2-Chloronaphthalene	1.43	0.38	mg/Kg dry	1.84	ND	77.4	40-140	6.65	30	
2-Chlorophenol	1.58	0.38	mg/Kg dry	1.84	ND	85.8	30-130	12.8	30	
4-Chlorophenylphenylether	1.58	0.38	mg/Kg dry	1.84	ND	85.4	40-140	6.70	30	
Dibenzofuran	1.62	0.38	mg/Kg dry	1.84	ND	88.0	40-140	5.99	30	
Di-n-butylphthalate	1.63	0.38	mg/Kg dry	1.84	ND	88.5	40-140	8.94	30	
1,2-Dichlorobenzene	1.43	0.38	mg/Kg dry	1.84	ND	77.6	40-140	11.8	30	
1,3-Dichlorobenzene	1.38	0.38	mg/Kg dry	1.84	ND	75.0	40-140	10.5	30	
1,4-Dichlorobenzene	1.40	0.38	mg/Kg dry	1.84	ND	76.1	40-140	11.5	30	
3,3-Dichlorobenzidine	1.57	0.19	mg/Kg dry	1.84	ND	84.9	40-140	3.79	30	
2,4-Dichlorophenol	1.64	0.38	mg/Kg dry	1.84	ND	88.7	30-130	9.84	30	
Diethylphthalate	1.52	0.38	mg/Kg dry	1.84	ND	82.6	40-140	4.81	30	
2,4-Dimethylphenol	1.35	0.38	mg/Kg dry	1.84	ND	73.2	30-130	5.79	30	
Dimethylphthalate	1.60	0.38	mg/Kg dry	1.84	ND	87.0	40-140	6.73	30	
4,6-Dinitro-2-methylphenol	1.37	0.38	mg/Kg dry	1.84	ND	74.4	30-130	11.3	30	
2,4-Dinitrophenol	1.20	0.73	mg/Kg dry	1.84	ND	65.0	30-130	7.21	30	
2,4-Dinitrotoluene	1.60	0.38	mg/Kg dry	1.84	ND	86.8	40-140	7.29	30	
2,6-Dinitrotoluene	1.72	0.38	mg/Kg dry	1.84	ND	93.5	40-140	8.73	30	
Di-n-octylphthalate	1.60	0.38	mg/Kg dry	1.84	ND	87.0	40-140	9.49	30	
1,2-Diphenylhydrazine/Azobenzene	1.62	0.38	mg/Kg dry	1.84	ND	87.8	40-140	9.13	30	
Hexachlorobenzene	1.64	0.38	mg/Kg dry	1.84	ND	88.7	40-140	9.62	30	
Hexachlorobutadiene	1.48	0.38	mg/Kg dry	1.84	ND	80.4	40-140	10.3	30	
Hexachlorocyclopentadiene	1.40	0.38	mg/Kg dry	1.84	ND	76.1	30-130	12.2	30	
Hexachloroethane	1.42	0.38	mg/Kg dry	1.84	ND	77.0	40-140	11.9	30	
Isophorone	1.66	0.38	mg/Kg dry	1.84	ND	90.0	40-140	7.47	30	
1-Methylnaphthalene	1.53	0.19	mg/Kg dry	1.84	ND	82.9	40-140	7.01	30	
2-Methylphenol	1.53	0.38	mg/Kg dry	1.84	ND	83.2	30-130	11.8	30	
3/4-Methylphenol	1.64	0.38	mg/Kg dry	1.84	ND	89.1	30-130	11.4	30	
2-Nitroaniline	1.97	0.38	mg/Kg dry	1.84	ND	107	40-140	7.94	30	
3-Nitroaniline	1.40	0.38	mg/Kg dry	1.84	ND	76.1	40-140	0.289	30	
4-Nitroaniline	1.64	0.38	mg/Kg dry	1.84	ND	88.7	40-140	4.02	30	
Nitrobenzene	1.53	0.38	mg/Kg dry	1.84	ND	83.1	40-140	9.29	30	
2-Nitrophenol	1.61	0.38	mg/Kg dry	1.84	ND	87.2	30-130	8.81	30	
4-Nitrophenol	1.55	0.73	mg/Kg dry	1.84	ND	83.8	30-130	3.79	30	
N-Nitrosodimethylamine	1.41	0.38	mg/Kg dry	1.84	ND	76.4	40-140	11.5	30	
N-Nitrosodiphenylamine/Diphenylamine	1.58	0.38	mg/Kg dry	1.84	ND	85.8	40-140	7.95	30	
N-Nitrosodi-n-propylamine	1.58	0.38	mg/Kg dry	1.84	ND	85.7	40-140	11.8	30	
Pentachloronitrobenzene	1.64	0.38	mg/Kg dry	1.84	ND	89.2	40-140	11.5	30	
Pentachlorophenol	1.37	0.38	mg/Kg dry	1.84	ND	74.5	30-130	7.23	30	
Phenol	1.54	0.38	mg/Kg dry	1.84	ND	83.3	30-130	11.4	30	

39 Spruce Street * East Longmeadow, MA 01028 * FAX 413/525-6405 * TEL. 413/525-2332

QUALITY CONTROL

Semivolatile Organic Compounds by GC/MS - Quality Control

Analyte	Result	Reporting Limit	Units	Spike Level	Source Result	%REC	%REC Limits	RPD	RPD Limit	Notes
---------	--------	-----------------	-------	-------------	---------------	------	-------------	-----	-----------	-------

Batch B256015 - SW-846 3546

Matrix Spike Dup (B256015-MSD1)

Source: 20D0207-02

Prepared: 04/10/20 Analyzed: 04/11/20

Pyridine	0.998	0.38	mg/Kg dry	1.84	ND	54.1	40-140	6.65	30	
1,2,4,5-Tetrachlorobenzene	1.60	0.38	mg/Kg dry	1.84	ND	86.9	40-140	11.5	30	
1,2,4-Trichlorobenzene	1.52	0.38	mg/Kg dry	1.84	ND	82.5	40-140	7.45	30	
2,4,5-Trichlorophenol	1.56	0.38	mg/Kg dry	1.84	ND	84.5	30-130	5.42	30	
2,4,6-Trichlorophenol	1.58	0.38	mg/Kg dry	1.84	ND	85.4	30-130	9.95	30	
Surrogate: 2-Fluorophenol	6.18		mg/Kg dry	7.38		83.8	30-130			
Surrogate: Phenol-d6	6.43		mg/Kg dry	7.38		87.1	30-130			
Surrogate: Nitrobenzene-d5	3.06		mg/Kg dry	3.69		82.9	30-130			
Surrogate: 2-Fluorobiphenyl	3.66		mg/Kg dry	3.69		99.2	30-130			
Surrogate: 2,4,6-Tribromophenol	5.98		mg/Kg dry	7.38		81.1	30-130			
Surrogate: p-Terphenyl-d14	3.19		mg/Kg dry	3.69		86.4	30-130			

Batch B256107 - SW-846 3546

Blank (B256107-BLK1)

Prepared & Analyzed: 04/11/20

Acenaphthene (SIM)	ND	0.0083	mg/Kg wet							
Acenaphthylene (SIM)	ND	0.0083	mg/Kg wet							
Anthracene (SIM)	ND	0.0067	mg/Kg wet							
Benzo(a)anthracene (SIM)	ND	0.0017	mg/Kg wet							
Benzo(a)pyrene (SIM)	ND	0.0017	mg/Kg wet							
Benzo(b)fluoranthene (SIM)	ND	0.0017	mg/Kg wet							
Benzo(g,h,i)perylene (SIM)	ND	0.017	mg/Kg wet							
Benzo(k)fluoranthene (SIM)	ND	0.0067	mg/Kg wet							
Chrysene (SIM)	ND	0.0067	mg/Kg wet							
Dibenz(a,h)anthracene (SIM)	ND	0.0017	mg/Kg wet							
Fluoranthene (SIM)	ND	0.017	mg/Kg wet							
Fluorene (SIM)	ND	0.033	mg/Kg wet							
Indeno(1,2,3-cd)pyrene (SIM)	ND	0.0067	mg/Kg wet							
2-Methylnaphthalene (SIM)	ND	0.033	mg/Kg wet							
Naphthalene (SIM)	ND	0.033	mg/Kg wet							
Phenanthrene (SIM)	ND	0.0083	mg/Kg wet							
Pyrene (SIM)	ND	0.033	mg/Kg wet							
Surrogate: Nitrobenzene-d5	3.54		mg/Kg wet	3.33		106	30-130			
Surrogate: 2-Fluorobiphenyl	3.02		mg/Kg wet	3.33		90.5	30-130			
Surrogate: p-Terphenyl-d14	3.22		mg/Kg wet	3.33		96.6	30-130			

LCS (B256107-BS1)

Prepared & Analyzed: 04/11/20

Acenaphthene (SIM)	1.69	0.17	mg/Kg wet	1.67		102	40-140			
Acenaphthylene (SIM)	1.65	0.17	mg/Kg wet	1.67		99.0	40-140			
Anthracene (SIM)	1.82	0.13	mg/Kg wet	1.67		109	40-140			
Benzo(a)anthracene (SIM)	1.70	0.033	mg/Kg wet	1.67		102	40-140			
Benzo(a)pyrene (SIM)	1.81	0.033	mg/Kg wet	1.67		109	40-140			
Benzo(b)fluoranthene (SIM)	1.92	0.033	mg/Kg wet	1.67		115	40-140			
Benzo(g,h,i)perylene (SIM)	1.73	0.33	mg/Kg wet	1.67		104	40-140			
Benzo(k)fluoranthene (SIM)	1.89	0.13	mg/Kg wet	1.67		113	40-140			
Chrysene (SIM)	1.76	0.13	mg/Kg wet	1.67		105	40-140			
Dibenz(a,h)anthracene (SIM)	1.77	0.033	mg/Kg wet	1.67		106	40-140			
Fluoranthene (SIM)	1.81	0.33	mg/Kg wet	1.67		109	40-140			
Fluorene (SIM)	1.81	0.67	mg/Kg wet	1.67		108	40-140			
Indeno(1,2,3-cd)pyrene (SIM)	1.81	0.13	mg/Kg wet	1.67		108	40-140			
2-Methylnaphthalene (SIM)	1.70	0.67	mg/Kg wet	1.67		102	40-140			
Naphthalene (SIM)	1.64	0.67	mg/Kg wet	1.67		98.4	40-140			
Phenanthrene (SIM)	1.77	0.17	mg/Kg wet	1.67		106	40-140			

39 Spruce Street * East Longmeadow, MA 01028 * FAX 413/525-6405 * TEL. 413/525-2332

QUALITY CONTROL

Semivolatile Organic Compounds by GC/MS - Quality Control

Analyte	Result	Reporting Limit	Units	Spike Level	Source Result	%REC	%REC Limits	RPD	RPD Limit	Notes
---------	--------	-----------------	-------	-------------	---------------	------	-------------	-----	-----------	-------

Batch B256107 - SW-846 3546

LCS (B256107-BS1)

Prepared & Analyzed: 04/11/20

Pyrene (SIM)	1.71	0.67	mg/Kg wet	1.67		102	40-140			
Surrogate: Nitrobenzene-d5	3.72		mg/Kg wet	3.33		112	30-130			
Surrogate: 2-Fluorobiphenyl	3.41		mg/Kg wet	3.33		102	30-130			
Surrogate: p-Terphenyl-d14	2.86		mg/Kg wet	3.33		85.8	30-130			

LCS Dup (B256107-BSD1)

Prepared & Analyzed: 04/11/20

Acenaphthene (SIM)	1.49	0.17	mg/Kg wet	1.67		89.4	40-140	12.7	20	
Acenaphthylene (SIM)	1.45	0.17	mg/Kg wet	1.67		87.1	40-140	12.7	20	
Anthracene (SIM)	1.54	0.13	mg/Kg wet	1.67		92.6	40-140	16.4	20	
Benzo(a)anthracene (SIM)	1.44	0.033	mg/Kg wet	1.67		86.6	40-140	16.1	20	
Benzo(a)pyrene (SIM)	1.51	0.033	mg/Kg wet	1.67		90.9	40-140	17.8	20	
Benzo(b)fluoranthene (SIM)	1.62	0.033	mg/Kg wet	1.67		97.5	40-140	16.7	20	
Benzo(g,h,i)perylene (SIM)	1.46	0.33	mg/Kg wet	1.67		87.8	40-140	16.7	20	
Benzo(k)fluoranthene (SIM)	1.59	0.13	mg/Kg wet	1.67		95.3	40-140	17.1	20	
Chrysene (SIM)	1.49	0.13	mg/Kg wet	1.67		89.2	40-140	16.7	20	
Dibenz(a,h)anthracene (SIM)	1.50	0.033	mg/Kg wet	1.67		90.1	40-140	16.6	20	
Fluoranthene (SIM)	1.54	0.33	mg/Kg wet	1.67		92.6	40-140	16.2	20	
Fluorene (SIM)	1.55	0.67	mg/Kg wet	1.67		93.2	40-140	15.1	20	
Indeno(1,2,3-cd)pyrene (SIM)	1.52	0.13	mg/Kg wet	1.67		91.4	40-140	17.0	20	
2-Methylnaphthalene (SIM)	1.53	0.67	mg/Kg wet	1.67		91.6	40-140	10.8	20	
Naphthalene (SIM)	1.45	0.67	mg/Kg wet	1.67		86.8	40-140	12.5	20	
Phenanthrene (SIM)	1.50	0.17	mg/Kg wet	1.67		90.3	40-140	16.2	20	
Pyrene (SIM)	1.46	0.67	mg/Kg wet	1.67		87.7	40-140	15.6	20	
Surrogate: Nitrobenzene-d5	3.24		mg/Kg wet	3.33		97.3	30-130			
Surrogate: 2-Fluorobiphenyl	3.00		mg/Kg wet	3.33		89.9	30-130			
Surrogate: p-Terphenyl-d14	2.45		mg/Kg wet	3.33		73.6	30-130			

Matrix Spike (B256107-MS1)

Source: 20D0207-02

Prepared & Analyzed: 04/11/20

Acenaphthene (SIM)	1.86	0.18	mg/Kg dry	1.84	ND	101	40-140			
Acenaphthylene (SIM)	1.81	0.18	mg/Kg dry	1.84	ND	98.0	40-140			
Anthracene (SIM)	1.99	0.15	mg/Kg dry	1.84	ND	108	40-140			
Benzo(a)anthracene (SIM)	1.88	0.037	mg/Kg dry	1.84	ND	102	40-140			
Benzo(a)pyrene (SIM)	1.96	0.037	mg/Kg dry	1.84	ND	106	40-140			
Benzo(b)fluoranthene (SIM)	2.12	0.037	mg/Kg dry	1.84	ND	115	40-140			
Benzo(g,h,i)perylene (SIM)	1.88	0.37	mg/Kg dry	1.84	ND	102	40-140			
Benzo(k)fluoranthene (SIM)	2.07	0.15	mg/Kg dry	1.84	ND	112	40-140			
Chrysene (SIM)	1.95	0.15	mg/Kg dry	1.84	ND	106	40-140			
Dibenz(a,h)anthracene (SIM)	1.95	0.037	mg/Kg dry	1.84	ND	106	40-140			
Fluoranthene (SIM)	1.97	0.37	mg/Kg dry	1.84	ND	107	40-140			
Fluorene (SIM)	1.91	0.74	mg/Kg dry	1.84	ND	104	40-140			
Indeno(1,2,3-cd)pyrene (SIM)	1.95	0.15	mg/Kg dry	1.84	ND	106	40-140			
2-Methylnaphthalene (SIM)	1.90	0.74	mg/Kg dry	1.84	ND	103	40-140			
Naphthalene (SIM)	1.81	0.74	mg/Kg dry	1.84	ND	98.2	40-140			
Phenanthrene (SIM)	1.94	0.18	mg/Kg dry	1.84	ND	105	40-140			
Pyrene (SIM)	1.91	0.74	mg/Kg dry	1.84	ND	104	40-140			
Surrogate: Nitrobenzene-d5	3.86		mg/Kg dry	3.69		105	30-130			
Surrogate: 2-Fluorobiphenyl	3.71		mg/Kg dry	3.69		101	30-130			
Surrogate: p-Terphenyl-d14	3.18		mg/Kg dry	3.69		86.1	30-130			

39 Spruce Street * East Longmeadow, MA 01028 * FAX 413/525-6405 * TEL. 413/525-2332

QUALITY CONTROL

Semivolatile Organic Compounds by GC/MS - Quality Control

Analyte	Result	Reporting Limit	Units	Spike Level	Source Result	%REC	%REC Limits	RPD	RPD Limit	Notes
Batch B256107 - SW-846 3546										
Matrix Spike Dup (B256107-MSD1)	Source: 20D0207-02			Prepared & Analyzed: 04/11/20						
Acenaphthene (SIM)	1.96	0.18	mg/Kg dry	1.84	ND	106	40-140	5.24	30	
Acenaphthylene (SIM)	1.91	0.18	mg/Kg dry	1.84	ND	104	40-140	5.51	30	
Anthracene (SIM)	2.11	0.15	mg/Kg dry	1.84	ND	114	40-140	5.58	30	
Benzo(a)anthracene (SIM)	2.01	0.037	mg/Kg dry	1.84	ND	109	40-140	6.65	30	
Benzo(a)pyrene (SIM)	2.08	0.037	mg/Kg dry	1.84	ND	113	40-140	5.55	30	
Benzo(b)fluoranthene (SIM)	2.25	0.037	mg/Kg dry	1.84	ND	122	40-140	5.95	30	
Benzo(g,h,i)perylene (SIM)	1.99	0.37	mg/Kg dry	1.84	ND	108	40-140	5.95	30	
Benzo(k)fluoranthene (SIM)	2.19	0.15	mg/Kg dry	1.84	ND	119	40-140	5.51	30	
Chrysene (SIM)	2.07	0.15	mg/Kg dry	1.84	ND	112	40-140	5.99	30	
Dibenz(a,h)anthracene (SIM)	2.06	0.037	mg/Kg dry	1.84	ND	112	40-140	5.49	30	
Fluoranthene (SIM)	2.10	0.37	mg/Kg dry	1.84	ND	114	40-140	6.17	30	
Fluorene (SIM)	2.03	0.74	mg/Kg dry	1.84	ND	110	40-140	5.81	30	
Indeno(1,2,3-cd)pyrene (SIM)	2.07	0.15	mg/Kg dry	1.84	ND	112	40-140	5.80	30	
2-Methylnaphthalene (SIM)	1.96	0.74	mg/Kg dry	1.84	ND	106	40-140	3.28	30	
Naphthalene (SIM)	1.87	0.74	mg/Kg dry	1.84	ND	101	40-140	3.17	30	
Phenanthrene (SIM)	2.06	0.18	mg/Kg dry	1.84	ND	111	40-140	5.91	30	
Pyrene (SIM)	2.03	0.74	mg/Kg dry	1.84	ND	110	40-140	6.17	30	
Surrogate: Nitrobenzene-d5	4.08		mg/Kg dry	3.69		111	30-130			
Surrogate: 2-Fluorobiphenyl	3.93		mg/Kg dry	3.69		106	30-130			
Surrogate: p-Terphenyl-d14	3.41		mg/Kg dry	3.69		92.4	30-130			

39 Spruce Street * East Longmeadow, MA 01028 * FAX 413/525-6405 * TEL. 413/525-2332

QUALITY CONTROL

Petroleum Hydrocarbons Analyses - Quality Control

Analyte	Result	Reporting Limit	Units	Spike Level	Source Result	%REC	%REC Limits	RPD	RPD Limit	Notes
Batch B255970 - SW-846 3546										
Blank (B255970-BLK1)										
					Prepared: 04/09/20 Analyzed: 04/11/20					
TPH (C9-C36)	ND	8.3	mg/Kg wet							
Surrogate: 2-Fluorobiphenyl	2.81		mg/Kg wet	3.33		84.2	40-140			
LCS (B255970-BS1)										
					Prepared: 04/09/20 Analyzed: 04/11/20					
TPH (C9-C36)	28.8	8.3	mg/Kg wet	33.3		86.4	40-140			
Surrogate: 2-Fluorobiphenyl	2.70		mg/Kg wet	3.33		81.1	40-140			
LCS Dup (B255970-BSD1)										
					Prepared: 04/09/20 Analyzed: 04/11/20					
TPH (C9-C36)	28.4	8.3	mg/Kg wet	33.3		85.2	40-140	1.40	25	
Surrogate: 2-Fluorobiphenyl	2.39		mg/Kg wet	3.33		71.6	40-140			

39 Spruce Street * East Longmeadow, MA 01028 * FAX 413/525-6405 * TEL. 413/525-2332

QUALITY CONTROL

Metals Analyses (Total) - Quality Control

Analyte	Result	Reporting Limit	Units	Spike Level	Source Result	%REC	%REC Limits	RPD	RPD Limit	Notes
Batch B255714 - SW-846 7471										
Blank (B255714-BLK1) Prepared: 04/06/20 Analyzed: 04/07/20										
Mercury	ND	0.025	mg/Kg wet							
LCS (B255714-BS1) Prepared: 04/06/20 Analyzed: 04/07/20										
Mercury	8.64	0.38	mg/Kg wet	7.61		114	72.7-127.3			
LCS Dup (B255714-BSD1) Prepared: 04/06/20 Analyzed: 04/07/20										
Mercury	8.24	0.38	mg/Kg wet	7.61		108	72.7-127.3	4.74	20	
Batch B255893 - SW-846 3050B										
Blank (B255893-BLK1) Prepared & Analyzed: 04/08/20										
Antimony	ND	1.7	mg/Kg wet							
Arsenic	ND	3.3	mg/Kg wet							
Barium	ND	1.7	mg/Kg wet							
Beryllium	ND	0.17	mg/Kg wet							
Cadmium	ND	0.33	mg/Kg wet							
Chromium	ND	0.67	mg/Kg wet							
Copper	ND	0.67	mg/Kg wet							
Lead	ND	0.50	mg/Kg wet							
Nickel	ND	0.67	mg/Kg wet							
Selenium	ND	3.3	mg/Kg wet							
Silver	ND	0.33	mg/Kg wet							
Thallium	ND	1.7	mg/Kg wet							
Zinc	0.41	0.67	mg/Kg wet							B-07, J
LCS (B255893-BS1) Prepared & Analyzed: 04/08/20										
Antimony	125	5.0	mg/Kg wet	147		85.2	4.2-196.6			
Arsenic	131	9.9	mg/Kg wet	143		91.5	83.2-117.5			
Barium	411	5.0	mg/Kg wet	415		99.1	82.7-117.6			
Beryllium	169	0.50	mg/Kg wet	179		94.5	83.2-117.3			
Cadmium	52.6	0.99	mg/Kg wet	56.2		93.6	82.9-117.3			
Chromium	92.3	2.0	mg/Kg wet	101		91.4	82.4-116.8			
Copper	61.5	2.0	mg/Kg wet	63.1		97.4	84.2-115.8			
Lead	115	1.5	mg/Kg wet	125		91.8	82.4-116.8			
Nickel	104	2.0	mg/Kg wet	108		96.1	82.9-117.6			
Selenium	69.7	9.9	mg/Kg wet	77.9		89.4	79.3-120.7			
Silver	32.7	0.99	mg/Kg wet	34.3		95.2	81-119.2			
Thallium	114	5.0	mg/Kg wet	113		101	80.8-118.6			
Zinc	224	2.0	mg/Kg wet	240		93.4	80.8-118.8			
LCS Dup (B255893-BSD1) Prepared & Analyzed: 04/08/20										
Antimony	126	4.9	mg/Kg wet	147		85.6	4.2-196.6	0.495	30	
Arsenic	133	9.9	mg/Kg wet	143		93.1	83.2-117.5	1.69	30	
Barium	410	4.9	mg/Kg wet	415		98.9	82.7-117.6	0.143	20	
Beryllium	168	0.49	mg/Kg wet	179		93.7	83.2-117.3	0.830	30	
Cadmium	49.6	0.99	mg/Kg wet	56.2		88.2	82.9-117.3	5.90	20	
Chromium	95.3	2.0	mg/Kg wet	101		94.3	82.4-116.8	3.17	30	
Copper	62.7	2.0	mg/Kg wet	63.1		99.4	84.2-115.8	2.05	30	
Lead	117	1.5	mg/Kg wet	125		93.8	82.4-116.8	2.15	30	
Nickel	104	2.0	mg/Kg wet	108		96.3	82.9-117.6	0.245	30	
Selenium	69.6	9.9	mg/Kg wet	77.9		89.4	79.3-120.7	0.0349	30	
Silver	33.6	0.99	mg/Kg wet	34.3		97.9	81-119.2	2.78	30	
Thallium	112	4.9	mg/Kg wet	113		99.5	80.8-118.6	1.50	30	
Zinc	232	2.0	mg/Kg wet	240		96.7	80.8-118.8	3.45	30	

39 Spruce Street * East Longmeadow, MA 01028 * FAX 413/525-6405 * TEL. 413/525-2332

QUALITY CONTROL

Metals Analyses (Total) - Quality Control

Analyte	Result	Reporting Limit	Units	Spike Level	Source Result	%REC	%REC Limits	RPD	RPD Limit	Notes
Batch B255893 - SW-846 3050B										
Duplicate (B255893-DUP1)		Source: 20D0207-06			Prepared & Analyzed: 04/08/20					
Antimony	ND	1.7	mg/Kg dry		ND			NC	35	
Arsenic	14.3	3.4	mg/Kg dry		13.9			3.00	35	
Barium	17.2	1.7	mg/Kg dry		17.3			0.560	35	
Beryllium	0.112	0.17	mg/Kg dry		0.118			5.53	35	J
Cadmium	ND	0.34	mg/Kg dry		ND			NC	35	
Chromium	17.0	0.68	mg/Kg dry		16.5			3.40	35	
Copper	25.0	0.68	mg/Kg dry		25.4			1.54	35	
Lead	14.0	0.51	mg/Kg dry		13.9			0.329	35	
Nickel	30.7	0.68	mg/Kg dry		30.7			0.173	35	
Selenium	ND	3.4	mg/Kg dry		ND			NC	35	
Silver	ND	0.34	mg/Kg dry		ND			NC	35	
Thallium	ND	1.7	mg/Kg dry		ND			NC	35	
Zinc	35.2	0.68	mg/Kg dry		36.2			2.90	35	
Matrix Spike (B255893-MS1)		Source: 20D0207-06			Prepared & Analyzed: 04/08/20					
Antimony	6.19	1.7	mg/Kg dry	17.2	ND	36.0	*	75-125		MS-07
Arsenic	27.9	3.4	mg/Kg dry	17.2	13.9	81.6		75-125		
Barium	32.6	1.7	mg/Kg dry	17.2	17.3	89.0		75-125		
Beryllium	15.3	0.17	mg/Kg dry	17.2	0.118	88.1		75-125		
Cadmium	14.9	0.34	mg/Kg dry	17.2	ND	86.7		75-125		
Chromium	33.2	0.69	mg/Kg dry	17.2	16.5	97.5		75-125		
Copper	58.3	0.69	mg/Kg dry	34.4	25.4	95.8		75-125		
Lead	28.0	0.52	mg/Kg dry	17.2	13.9	81.8		75-125		
Nickel	47.9	0.69	mg/Kg dry	17.2	30.7	100		75-125		
Selenium	13.2	3.4	mg/Kg dry	17.2	ND	76.7		75-125		
Silver	15.5	0.34	mg/Kg dry	17.2	ND	90.0		75-125		
Thallium	18.5	1.7	mg/Kg dry	17.2	ND	107		75-125		
Zinc	65.3	0.69	mg/Kg dry	34.4	36.2	84.4		75-125		
Reference (B255893-SRM1)		Prepared & Analyzed: 04/08/20								
Lead	0.469	0.49	mg/Kg wet	0.488		96.0		80-120		J

39 Spruce Street * East Longmeadow, MA 01028 * FAX 413/525-6405 * TEL. 413/525-2332

QUALITY CONTROL

Conventional Chemistry Parameters by EPA/APHA/SW-846 Methods (Total) - Quality Control

Analyte	Result	Reporting Limit	Units	Spike Level	Source Result	%REC	%REC Limits	RPD	RPD Limit	Notes
Batch B256211 - % Solids										
Duplicate (B256211-DUP1)	Source: 20D0207-01		Prepared & Analyzed: 04/14/20							
% Solids	85.6		% Wt		85.2			0.441	20	
Duplicate (B256211-DUP2)	Source: 20D0207-02		Prepared & Analyzed: 04/14/20							
% Solids	89.4		% Wt		90.1			0.732	20	
Duplicate (B256211-DUP3)	Source: 20D0207-03		Prepared & Analyzed: 04/14/20							
% Solids	90.9		% Wt		90.0			0.956	20	
Duplicate (B256211-DUP4)	Source: 20D0207-04		Prepared & Analyzed: 04/14/20							
% Solids	94.6		% Wt		94.6			0.0492	20	
Duplicate (B256211-DUP5)	Source: 20D0207-05		Prepared & Analyzed: 04/14/20							
% Solids	89.9		% Wt		90.4			0.613	20	

FLAG/QUALIFIER SUMMARY

- * QC result is outside of established limits.
 - † Wide recovery limits established for difficult compound.
 - ‡ Wide RPD limits established for difficult compound.
 - # Data exceeded client recommended or regulatory level
 - ND Not Detected
 - RL Reporting Limit is at the level of quantitation (LOQ)
 - DL Detection Limit is the lower limit of detection determined by the MDL study
 - MCL Maximum Contaminant Level
- Percent recoveries and relative percent differences (RPDs) are determined by the software using values in the calculation which have not been rounded.
- No results have been blank subtracted unless specified in the case narrative section.
- B-07 Data is not affected by elevated level in laboratory blank since sample result is >10x level found in the blank.
 - J Detected but below the Reporting Limit (lowest calibration standard); therefore, result is an estimated concentration (CLP J-Flag).
 - L-02 Laboratory fortified blank/laboratory control sample recovery and duplicate recoveries outside of control limits. Data validation is not affected since all results are "not detected" for associated samples in this batch and bias is on the high side.
 - L-07 Either laboratory fortified blank/laboratory control sample or duplicate recovery is outside of control limits, but the other is within limits. RPD between the two LFB/LCS results is within method specified criteria.
 - L-07A Either laboratory fortified blank/laboratory control sample or duplicate recovery is outside of control limits, but the other is within limits. RPD outside of control limits. Reduced precision anticipated for any reported result for this compound.
 - MS-07 Matrix spike recovery is outside of control limits. Analysis is in control based on laboratory fortified blank recovery. Possibility of sample matrix effects that lead to low bias for reported result or non-homogeneous sample aliquot cannot be eliminated.
 - MS-09 Matrix spike recovery and/or matrix spike duplicate recovery outside of control limits. Possibility of sample matrix effects that lead to a low bias for reported result or non-homogeneous sample aliquots cannot be eliminated.
 - R-05 Laboratory fortified blank duplicate RPD is outside of control limits. Reduced precision is anticipated for any reported value for this compound.
 - RL-11 Elevated reporting limit due to high concentration of target compounds.
 - RL-12 Elevated reporting limit due to matrix interference.
 - V-04 Initial calibration did not meet method specifications. Compound was calibrated using a response factor where %RSD is outside of method specified criteria. Reported result is estimated.
 - V-05 Continuing calibration verification (CCV) did not meet method specifications and was biased on the low side for this compound.
 - V-06 Continuing calibration verification (CCV) did not meet method specifications and was biased on the high side for this compound.
 - V-20 Continuing calibration verification (CCV) did not meet method specifications and was biased on the high side. Data validation is not affected since sample result was "not detected" for this compound.
 - V-34 Initial calibration verification (ICV) did not meet method specifications and was biased on the low side for this compound. Reported result is estimated.
 - V-35 Initial calibration verification (ICV) did not meet method specifications and was biased on the high side for this compound. Reported result is estimated.
 - Z-01 Sample chromatogram shows the presence of both gasoline and diesel range organics. Chromatogram does not match any reference standard exactly.
 - Z-01a Sample contamination is in the C9-C36 range. Sample chromatogram does not match any reference standard.

CERTIFICATIONS

Certified Analyses included in this Report

Analyte	Certifications
SW-846 6010D in Soil	
Antimony	CT,NH,NY,ME,VA,NC
Arsenic	CT,NH,NY,ME,VA,NC
Barium	CT,NH,NY,ME,VA,NC
Beryllium	CT,NH,NY,ME,VA,NC
Cadmium	CT,NH,NY,ME,VA,NC
Chromium	CT,NH,NY,ME,VA,NC
Copper	CT,NH,NY,ME,VA,NC
Lead	CT,NH,NY,AIHA,ME,VA,NC
Nickel	CT,NH,NY,ME,VA,NC
Selenium	CT,NH,NY,ME,VA,NC
Silver	CT,NH,NY,ME,VA,NC
Thallium	CT,NH,NY,ME,VA,NC
Zinc	CT,NH,NY,ME,VA,NC
SW-846 7471B in Soil	
Mercury	CT,NH,NY,NC,ME,VA
SW-846 8260C-D in Soil	
Acetone	CT,NH,NY,ME,VA
Acetone	CT,NH,NY,ME,VA
Acrylonitrile	CT,NH,NY,ME,VA
Acrylonitrile	CT,NH,NY,ME,VA
Benzene	CT,NH,NY,ME,VA
Benzene	CT,NH,NY,ME,VA
Bromobenzene	NH,NY,ME,VA
Bromobenzene	NH,NY,ME,VA
Bromochloromethane	NH,NY,ME,VA
Bromochloromethane	NH,NY,ME,VA
Bromodichloromethane	CT,NH,NY,ME,VA
Bromodichloromethane	CT,NH,NY,ME,VA
Bromoform	CT,NH,NY,ME,VA
Bromoform	CT,NH,NY,ME,VA
Bromomethane	CT,NH,NY,ME,VA
Bromomethane	CT,NH,NY,ME,VA
2-Butanone (MEK)	CT,NH,NY,ME,VA
2-Butanone (MEK)	CT,NH,NY,ME,VA
tert-Butyl Alcohol (TBA)	NY,ME
n-Butylbenzene	CT,NH,NY,ME,VA
n-Butylbenzene	CT,NH,NY,ME,VA
sec-Butylbenzene	CT,NH,NY,ME,VA
sec-Butylbenzene	CT,NH,NY,ME,VA
tert-Butylbenzene	CT,NH,NY,ME,VA
tert-Butylbenzene	CT,NH,NY,ME,VA
Carbon Disulfide	CT,NH,NY,ME,VA
Carbon Disulfide	CT,NH,NY,ME,VA
Carbon Tetrachloride	CT,NH,NY,ME,VA
Carbon Tetrachloride	CT,NH,NY,ME,VA
Chlorobenzene	CT,NH,NY,ME,VA

CERTIFICATIONS

Certified Analyses included in this Report

Analyte	Certifications
<i>SW-846 8260C-D in Soil</i>	
Chlorobenzene	CT,NH,NY,ME,VA
Chlorodibromomethane	CT,NH,NY,ME,VA
Chlorodibromomethane	CT,NH,NY,ME,VA
Chloroethane	CT,NH,NY,ME,VA
Chloroethane	CT,NH,NY,ME,VA
Chloroform	CT,NH,NY,ME,VA
Chloroform	CT,NH,NY,ME,VA
Chloromethane	CT,NH,NY,ME,VA
Chloromethane	CT,NH,NY,ME,VA
2-Chlorotoluene	CT,NH,NY,ME,VA
2-Chlorotoluene	CT,NH,NY,ME,VA
4-Chlorotoluene	CT,NH,NY,ME,VA
4-Chlorotoluene	CT,NH,NY,ME,VA
1,2-Dibromo-3-chloropropane (DBCP)	NY
1,2-Dibromo-3-chloropropane (DBCP)	NY,ME
1,2-Dibromoethane (EDB)	NY
1,2-Dibromoethane (EDB)	NY
Dibromomethane	NH,NY,ME,VA
Dibromomethane	NH,NY,ME,VA
1,2-Dichlorobenzene	CT,NH,NY,ME,VA
1,2-Dichlorobenzene	CT,NH,NY,ME,VA
1,3-Dichlorobenzene	CT,NH,NY,ME,VA
1,3-Dichlorobenzene	CT,NH,NY,ME,VA
1,4-Dichlorobenzene	CT,NH,NY,ME,VA
1,4-Dichlorobenzene	CT,NH,NY,ME,VA
trans-1,4-Dichloro-2-butene	NY,ME
Dichlorodifluoromethane (Freon 12)	NY,ME,VA
Dichlorodifluoromethane (Freon 12)	NH,NY,ME,VA
1,1-Dichloroethane	CT,NH,NY,ME,VA
1,1-Dichloroethane	CT,NH,NY,ME,VA
1,2-Dichloroethane	CT,NH,NY,ME,VA
1,2-Dichloroethane	CT,NH,NY,ME,VA
1,1-Dichloroethylene	CT,NH,NY,ME,VA
1,1-Dichloroethylene	CT,NH,NY,ME,VA
cis-1,2-Dichloroethylene	CT,NH,NY,ME,VA
cis-1,2-Dichloroethylene	CT,NH,NY,ME,VA
trans-1,2-Dichloroethylene	CT,NH,NY,ME,VA
trans-1,2-Dichloroethylene	CT,NH,NY,ME,VA
1,2-Dichloropropane	CT,NH,NY,ME,VA
1,2-Dichloropropane	CT,NH,NY,ME,VA
1,3-Dichloropropane	NH,NY,ME,VA
1,3-Dichloropropane	NH,NY,ME,VA
2,2-Dichloropropane	NH,NY,ME,VA
2,2-Dichloropropane	NH,NY,ME,VA
1,1-Dichloropropene	NH,NY,ME,VA
1,1-Dichloropropene	NH,NY,ME,VA
cis-1,3-Dichloropropene	CT,NH,NY,ME,VA

CERTIFICATIONS

Certified Analyses included in this Report

Analyte	Certifications
<i>SW-846 8260C-D in Soil</i>	
cis-1,3-Dichloropropene	CT,NH,NY,ME,VA
trans-1,3-Dichloropropene	CT,NH,NY,ME,VA
trans-1,3-Dichloropropene	CT,NH,NY,ME,VA
Diethyl Ether	ME
1,4-Dioxane	NY,ME
Ethylbenzene	CT,NH,NY,ME,VA
Ethylbenzene	CT,NH,NY,ME,VA
Hexachlorobutadiene	NH,NY,ME,VA
Hexachlorobutadiene	NH,NY,ME,VA
2-Hexanone (MBK)	CT,NH,NY,ME,VA
2-Hexanone (MBK)	CT,NH,NY,ME,VA
Isopropylbenzene (Cumene)	CT,NH,NY,ME,VA
Isopropylbenzene (Cumene)	CT,NH,NY,ME,VA
p-Isopropyltoluene (p-Cymene)	NH,NY
p-Isopropyltoluene (p-Cymene)	NH,NY
Methyl Acetate	NY,ME
Methyl tert-Butyl Ether (MTBE)	NY,ME,VA
Methyl tert-Butyl Ether (MTBE)	NY,VA
Methyl Cyclohexane	NY
Methylene Chloride	CT,NH,NY,ME,VA
Methylene Chloride	CT,NH,NY,ME,VA
4-Methyl-2-pentanone (MIBK)	CT,NH,NY,ME,VA
4-Methyl-2-pentanone (MIBK)	CT,NH,NY,VA
Naphthalene	NH,NY,ME,VA
Naphthalene	NH,NY,ME,VA
n-Propylbenzene	NH,NY,ME
n-Propylbenzene	NH,NY
Styrene	CT,NH,NY,ME,VA
Styrene	CT,NH,NY,ME,VA
1,1,1,2-Tetrachloroethane	CT,NH,NY,ME,VA
1,1,1,2-Tetrachloroethane	CT,NH,NY,ME,VA
1,1,2,2-Tetrachloroethane	CT,NH,NY,ME,VA
1,1,2,2-Tetrachloroethane	CT,NH,NY,ME,VA
Tetrachloroethylene	CT,NH,NY,ME,VA
Tetrachloroethylene	CT,NH,NY,ME,VA
Toluene	CT,NH,NY,ME,VA
Toluene	CT,NH,NY,ME,VA
1,2,3-Trichlorobenzene	NY,ME
1,2,4-Trichlorobenzene	NH,NY,ME,VA
1,2,4-Trichlorobenzene	NH,NY,ME,VA
1,3,5-Trichlorobenzene	ME
1,1,1-Trichloroethane	CT,NH,NY,ME,VA
1,1,1-Trichloroethane	CT,NH,NY,ME,VA
1,1,2-Trichloroethane	CT,NH,NY,ME,VA
1,1,2-Trichloroethane	CT,NH,NY,ME,VA
Trichloroethylene	CT,NH,NY,ME,VA
Trichloroethylene	CT,NH,NY,ME,VA

CERTIFICATIONS

Certified Analyses included in this Report

Analyte	Certifications
SW-846 8260C-D in Soil	
Trichlorofluoromethane (Freon 11)	CT,NH,NY,VA
Trichlorofluoromethane (Freon 11)	CT,NH,NY,ME,VA
1,2,3-Trichloropropane	NH,NY,ME,VA
1,2,3-Trichloropropane	NH,NY,ME,VA
1,2,4-Trimethylbenzene	CT,NH,NY,ME,VA
1,2,4-Trimethylbenzene	CT,NH,NY,ME,VA
1,3,5-Trimethylbenzene	CT,NH,NY,ME,VA
1,3,5-Trimethylbenzene	CT,NH,NY,ME,VA
Vinyl Chloride	CT,NH,NY,ME,VA
Vinyl Chloride	CT,NH,NY,ME,VA
m+p Xylene	CT,NH,NY,ME,VA
m+p Xylene	CT,NH,NY,ME,VA
o-Xylene	CT,NH,NY,ME,VA
o-Xylene	CT,NH,NY,ME,VA
SW-846 8260C-D in Water	
Acetone	CT,ME,NH,VA,NY
Acrylonitrile	CT,ME,NH,VA,NY
tert-Amyl Methyl Ether (TAME)	ME,NH,VA,NY
Benzene	CT,ME,NH,VA,NY
Bromobenzene	ME,NY
Bromochloromethane	ME,NH,VA,NY
Bromodichloromethane	CT,ME,NH,VA,NY
Bromoform	CT,ME,NH,VA,NY
Bromomethane	CT,ME,NH,VA,NY
2-Butanone (MEK)	CT,ME,NH,VA,NY
tert-Butyl Alcohol (TBA)	ME,NH,VA,NY
n-Butylbenzene	ME,VA,NY
sec-Butylbenzene	ME,VA,NY
tert-Butylbenzene	ME,VA,NY
tert-Butyl Ethyl Ether (TBEE)	ME,NH,VA,NY
Carbon Disulfide	CT,ME,NH,VA,NY
Carbon Tetrachloride	CT,ME,NH,VA,NY
Chlorobenzene	CT,ME,NH,VA,NY
Chlorodibromomethane	CT,ME,NH,VA,NY
Chloroethane	CT,ME,NH,VA,NY
Chloroform	CT,ME,NH,VA,NY
Chloromethane	CT,ME,NH,VA,NY
2-Chlorotoluene	ME,NH,VA,NY
4-Chlorotoluene	ME,NH,VA,NY
1,2-Dibromo-3-chloropropane (DBCP)	ME,NY
1,2-Dibromoethane (EDB)	ME,NY
Dibromomethane	ME,NH,VA,NY
1,2-Dichlorobenzene	CT,ME,NH,VA,NY
1,3-Dichlorobenzene	CT,ME,NH,VA,NY
1,4-Dichlorobenzene	CT,ME,NH,VA,NY
trans-1,4-Dichloro-2-butene	ME,NH,VA,NY

CERTIFICATIONS

Certified Analyses included in this Report

Analyte	Certifications
<i>SW-846 8260C-D in Water</i>	
Dichlorodifluoromethane (Freon 12)	ME,NH,VA,NY
1,1-Dichloroethane	CT,ME,NH,VA,NY
1,2-Dichloroethane	CT,ME,NH,VA,NY
1,1-Dichloroethylene	CT,ME,NH,VA,NY
cis-1,2-Dichloroethylene	ME,NY
trans-1,2-Dichloroethylene	CT,ME,NH,VA,NY
1,2-Dichloropropane	CT,ME,NH,VA,NY
1,3-Dichloropropane	ME,VA,NY
2,2-Dichloropropane	ME,NH,VA,NY
1,1-Dichloropropene	ME,NH,VA,NY
cis-1,3-Dichloropropene	CT,ME,NH,VA,NY
trans-1,3-Dichloropropene	CT,ME,NH,VA,NY
Diethyl Ether	ME,NY
Diisopropyl Ether (DIPE)	ME,NH,VA,NY
1,4-Dioxane	ME,NY
Ethylbenzene	CT,ME,NH,VA,NY
Hexachlorobutadiene	CT,ME,NH,VA,NY
2-Hexanone (MBK)	CT,ME,NH,VA,NY
Isopropylbenzene (Cumene)	ME,VA,NY
p-Isopropyltoluene (p-Cymene)	CT,ME,NH,VA,NY
Methyl Acetate	ME,NY
Methyl tert-Butyl Ether (MTBE)	CT,ME,NH,VA,NY
Methyl Cyclohexane	NY
Methylene Chloride	CT,ME,NH,VA,NY
4-Methyl-2-pentanone (MIBK)	CT,ME,NH,VA,NY
Naphthalene	ME,NH,VA,NY
n-Propylbenzene	CT,ME,NH,VA,NY
Styrene	CT,ME,NH,VA,NY
1,1,1,2-Tetrachloroethane	CT,ME,NH,VA,NY
1,1,2,2-Tetrachloroethane	CT,ME,NH,VA,NY
Tetrachloroethylene	CT,ME,NH,VA,NY
Toluene	CT,ME,NH,VA,NY
1,2,3-Trichlorobenzene	ME,NH,VA,NY
1,2,4-Trichlorobenzene	CT,ME,NH,VA,NY
1,3,5-Trichlorobenzene	ME
1,1,1-Trichloroethane	CT,ME,NH,VA,NY
1,1,2-Trichloroethane	CT,ME,NH,VA,NY
Trichloroethylene	CT,ME,NH,VA,NY
Trichlorofluoromethane (Freon 11)	CT,ME,NH,VA,NY
1,2,3-Trichloropropane	ME,NH,VA,NY
1,1,2-Trichloro-1,2,2-trifluoroethane (Freon 113)	VA,NY
1,2,4-Trimethylbenzene	ME,VA,NY
1,3,5-Trimethylbenzene	ME,VA,NY
Vinyl Chloride	CT,ME,NH,VA,NY
m+p Xylene	CT,ME,NH,VA,NY
o-Xylene	CT,ME,NH,VA,NY

CERTIFICATIONS

Certified Analyses included in this Report

Analyte	Certifications
<i>SW-846 8270D-E in Soil</i>	
Acetophenone	NY,NH,ME,NC,VA
Aniline	NY,NH,ME,NC,VA
Benzidine	CT,NY,NH,ME,NC,VA
Benzoic Acid	NY,NH,ME,NC,VA
Bis(2-chloroethoxy)methane	CT,NY,NH,ME,NC,VA
Bis(2-chloroethyl)ether	CT,NY,NH,ME,NC,VA
Bis(2-chloroisopropyl)ether	CT,NY,NH,ME,NC,VA
Bis(2-Ethylhexyl)phthalate	CT,NY,NH,ME,NC,VA
4-Bromophenylphenylether	CT,NY,NH,ME,NC,VA
Butylbenzylphthalate	CT,NY,NH,ME,NC,VA
Carbazole	NC
4-Chloroaniline	CT,NY,NH,ME,NC,VA
4-Chloro-3-methylphenol	CT,NY,NH,ME,NC,VA
2-Chloronaphthalene	CT,NY,NH,NC,VA
2-Chlorophenol	CT,NY,NH,ME,NC,VA
4-Chlorophenylphenylether	CT,NY,NH,ME,NC,VA
Dibenzofuran	CT,NY,NH,ME,NC,VA
Di-n-butylphthalate	CT,NY,NH,ME,NC,VA
1,2-Dichlorobenzene	NY,NH,ME,NC,VA
1,3-Dichlorobenzene	NY,NH,ME,NC,VA
1,4-Dichlorobenzene	NY,NH,ME,NC,VA
3,3-Dichlorobenzidine	CT,NY,NH,ME,NC,VA
2,4-Dichlorophenol	CT,NY,NH,ME,NC,VA
Diethylphthalate	CT,NY,NH,ME,NC,VA
2,4-Dimethylphenol	CT,NY,NH,ME,NC,VA
Dimethylphthalate	CT,NY,NH,ME,NC,VA
4,6-Dinitro-2-methylphenol	CT,NY,NH,ME,NC,VA
2,4-Dinitrophenol	CT,NY,NH,ME,NC,VA
2,4-Dinitrotoluene	CT,NY,NH,ME,NC,VA
2,6-Dinitrotoluene	CT,NY,NH,ME,NC,VA
Di-n-octylphthalate	CT,NY,NH,ME,NC,VA
1,2-Diphenylhydrazine/Azobenzene	NY,NH,ME,NC,VA
Hexachlorobenzene	CT,NY,NH,ME,NC,VA
Hexachlorobutadiene	CT,NY,NH,ME,NC,VA
Hexachlorocyclopentadiene	CT,NY,NH,ME,NC,VA
Hexachloroethane	CT,NY,NH,ME,NC,VA
Isophorone	CT,NY,NH,ME,NC,VA
1-Methylnaphthalene	NC
2-Methylphenol	CT,NY,NH,ME,NC,VA
3/4-Methylphenol	CT,NY,NH,ME,NC,VA
Naphthalene	CT,NY,NH,ME,NC,VA
2-Nitroaniline	CT,NY,NH,ME,NC,VA
3-Nitroaniline	CT,NY,NH,ME,NC,VA
4-Nitroaniline	CT,NY,NH,ME,NC,VA
Nitrobenzene	CT,NY,NH,ME,NC,VA
2-Nitrophenol	CT,NY,NH,ME,NC,VA
4-Nitrophenol	CT,NY,NH,ME,NC,VA

CERTIFICATIONS

Certified Analyses included in this Report

Analyte	Certifications
SW-846 8270D-E in Soil	
N-Nitrosodimethylamine	CT,NY,NH,ME,NC,VA
N-Nitrosodi-n-propylamine	CT,NY,NH,ME,NC,VA
Pentachloronitrobenzene	NY,NC
Pentachlorophenol	CT,NY,NH,ME,NC,VA
Phenol	CT,NY,NH,ME,NC,VA
Pyridine	CT,NY,NH,ME,NC,VA
1,2,4,5-Tetrachlorobenzene	NY,NC
1,2,4-Trichlorobenzene	CT,NY,NH,ME,NC,VA
2,4,5-Trichlorophenol	CT,NY,NH,ME,NC,VA
2,4,6-Trichlorophenol	CT,NY,NH,ME,NC,VA
2-Fluorophenol	NC
SW-846 8270D-E in Water	
Acetophenone	NY,NC
Aniline	CT,NY,NC,ME,VA
Benzidine	CT,NY,NC,ME,NH,VA
Benzoic Acid	NY,NC,ME,NH,VA
Bis(2-chloroethoxy)methane	CT,NY,NC,ME,NH,VA
Bis(2-chloroethyl)ether	CT,NY,NC,ME,NH,VA
Bis(2-chloroisopropyl)ether	CT,NY,NC,ME,NH,VA
Bis(2-Ethylhexyl)phthalate	CT,NY,NC,ME,NH,VA
4-Bromophenylphenylether	CT,NY,NC,ME,NH,VA
Butylbenzylphthalate	CT,NY,NC,ME,NH,VA
Carbazole	NC
4-Chloroaniline	CT,NY,NC,ME,NH,VA
4-Chloro-3-methylphenol	CT,NY,NC,ME,NH,VA
2-Chloronaphthalene	CT,NY,NC,ME,NH,VA
2-Chlorophenol	CT,NY,NC,ME,NH,VA
4-Chlorophenylphenylether	CT,NY,NC,ME,NH,VA
Dibenzofuran	CT,NY,NC,ME,NH,VA
Di-n-butylphthalate	CT,NY,NC,ME,NH,VA
1,2-Dichlorobenzene	CT,NY,NC,ME,NH,VA
1,3-Dichlorobenzene	CT,NY,NC,ME,NH,VA
1,4-Dichlorobenzene	CT,NY,NC,ME,NH,VA
3,3-Dichlorobenzidine	CT,NY,NC,ME,NH,VA
2,4-Dichlorophenol	CT,NY,NC,ME,NH,VA
Diethylphthalate	CT,NY,NC,ME,NH,VA
2,4-Dimethylphenol	CT,NY,NC,ME,NH,VA
Dimethylphthalate	CT,NY,NC,ME,NH,VA
4,6-Dinitro-2-methylphenol	CT,NY,NC,ME,NH,VA
2,4-Dinitrophenol	CT,NY,NC,ME,NH,VA
2,4-Dinitrotoluene	CT,NY,NC,ME,NH,VA
2,6-Dinitrotoluene	CT,NY,NC,ME,NH,VA
Di-n-octylphthalate	CT,NY,NC,ME,NH,VA
1,2-Diphenylhydrazine/Azobenzene	NY,NC
Hexachlorobenzene	CT,NY,NC,ME,NH,VA
Hexachlorobutadiene	CT,NY,NC,ME,NH,VA

CERTIFICATIONS

Certified Analyses included in this Report

Analyte	Certifications
<i>SW-846 8270D-E in Water</i>	
Hexachlorocyclopentadiene	CT,NY,NC,ME,NH,VA
Hexachloroethane	CT,NY,NC,ME,NH,VA
Isophorone	CT,NY,NC,ME,NH,VA
1-Methylnaphthalene	NC
2-Methylphenol	CT,NY,NC,NH,VA
3/4-Methylphenol	CT,NY,NC,NH,VA
Naphthalene	CT,NY,NC,ME,NH,VA
2-Nitroaniline	CT,NY,NC,ME,NH,VA
3-Nitroaniline	CT,NY,NC,ME,NH,VA
4-Nitroaniline	CT,NY,NC,ME,NH,VA
Nitrobenzene	CT,NY,NC,ME,NH,VA
2-Nitrophenol	CT,NY,NC,ME,NH,VA
4-Nitrophenol	CT,NY,NC,ME,NH,VA
N-Nitrosodimethylamine	CT,NY,NC,ME,NH,VA
N-Nitrosodi-n-propylamine	CT,NY,NC,ME,NH,VA
Pentachloronitrobenzene	NC
Pentachlorophenol	CT,NY,NC,ME,NH,VA
Phenol	CT,NY,NC,ME,NH,VA
Pyridine	CT,NY,NC,ME,NH,VA
1,2,4,5-Tetrachlorobenzene	NY,NC
1,2,4-Trichlorobenzene	CT,NY,NC,ME,NH,VA
2,4,5-Trichlorophenol	CT,NY,NC,ME,NH,VA
2,4,6-Trichlorophenol	CT,NY,NC,ME,NH,VA
2-Fluorophenol	NC

The CON-TEST Environmental Laboratory operates under the following certifications and accreditations:

Code	Description	Number	Expires
AIHA	AIHA-LAP, LLC - ISO17025:2017	100033	03/1/2022
MA	Massachusetts DEP	M-MA100	06/30/2020
CT	Connecticut Department of Public Health	PH-0567	09/30/2021
NY	New York State Department of Health	10899 NELAP	04/1/2021
NH-S	New Hampshire Environmental Lab	2516 NELAP	02/5/2021
RI	Rhode Island Department of Health	LAO00112	12/30/2020
NC	North Carolina Div. of Water Quality	652	12/31/2020
NJ	New Jersey DEP	MA007 NELAP	06/30/2020
FL	Florida Department of Health	E871027 NELAP	06/30/2020
VT	Vermont Department of Health Lead Laboratory	LL015036	07/30/2020
ME	State of Maine	2011028	06/9/2021
VA	Commonwealth of Virginia	460217	12/14/2020
NH-P	New Hampshire Environmental Lab	2557 NELAP	09/6/2020
VT-DW	Vermont Department of Health Drinking Water	VT-255716	06/12/2020
NC-DW	North Carolina Department of Health	25703	07/31/2020
PA	Commonwealth of Pennsylvania DEP	68-05812	06/30/2020

20D0207

39 Spruce Street
East Longmeadow, MA 01028

CHAIN OF CUSTODY RECORD

Phone: 413-525-2332
Fax: 413-525-6405



Stone Environmental
Address: 535 Stone Cutters Way
Phone: 802-229-4541
Project Location: 5525 VT Route 100
Project Number: 19-104
Project Manager: Katrina Mathice
Con-Test Quote Name/Number:

Invoice Recipient: Accounting@Stone-Env.com
Sampled By: Summers Long

7-Day PFAS 10-Day (std) 10-Day Due Date: Field Filtered Lab to Filter

1-Day 2-Day 3-Day 4-Day 3-Day 4-Day Field Filtered Lab to Filter

Format: PDF EXCEL

CLP Like Data Pkg Required:

Email To: K.Mattice@Stone-env.com

ANALYSIS REQUESTED

Con-Test Work Order#	Client Sample ID / Description	Beginning Date/Time	Ending Date/Time	COMP/GRAB	Matrix Code	Conc Code	VIALS	GLASS	PLASTIC	BACTERIA	ENCORE
1	SB-1-9.0	7.2.20	12.10	Grab	S	L	3	1			
2	SB-1-9.0 - FD		12.10			L					
3	SB-5-9.0		15.30			L					
4	SB-2-12.0		15.00			H					
5	SB-4-12.0		14.00			H					
6	SB-8-10		10.10			L					
7	TREP Blank					-	1				

Requisitioned by: (signature) Date/Time: 4.20.09
 Received by: (signature) Date/Time: 4/4/08
 Requisitioned by: (signature) Date/Time:
 Received by: (signature) Date/Time:
 Requisitioned by: (signature) Date/Time:
 Received by: (signature) Date/Time:
 Requisitioned by: (signature) Date/Time:
 Received by: (signature) Date/Time:
 Project Entity: Government Municipality WRTA Other Chromatogram AIHA-LAP, LLC

Client Comments:
 • VT DEC Soil Standard Values
 • EPA Regional Screening Levels for Residential and Industrial Soils

MA MCP Required
 CT RCP Required
 MA State DW Required

Reinquisitioned by: (signature) Date/Time:
 Received by: (signature) Date/Time:
 Requisitioned by: (signature) Date/Time:
 Received by: (signature) Date/Time:
 Project Entity: Government Municipality WRTA Other Chromatogram AIHA-LAP, LLC

Lab Comments:
 SB-4-12.0 and SB-2-12.0 had PID Readings in excess of 1800 ppm.

Page 93 of 95

Disclaimer: Con-Test Labs is not responsible for any omitted information on the Chain of Custody. The Chain of Custody is a legal document that must be complete and accurate and is used to determine what analyses the laboratory will perform. Any missing information is not the laboratory's responsibility. Con-Test values your partnership on each project and will try to assist with missing information, but will not be held accountable.

IMPORTANT!

We are continuing to respond to the impact of COVID-19 around the world. [See our latest updates.](#) For COVID-19-related recipient closures, you can [redirect packages](#), [Ask FedEx](#), or contact the shipper.



770165569881



Delivered
Saturday 4/04/2020 at 10:52 am



DELIVERED

Signed for by: J.I

[GET STATUS UPDATES](#)

[OBTAIN PROOF OF DELIVERY](#)

FROM
MONTPELIER, VT US

TO
EAST LONGMEADOW, MA US

Shipment Facts

TRACKING NUMBER
770165569881

SERVICE
FedEx Priority Overnight

WEIGHT
25 lbs / 11.34 kgs

DIMENSIONS
19x11x13 in.

DELIVERED TO
Receptionist/Front Desk

TOTAL PIECES
1

TOTAL SHIPMENT WEIGHT
25 lbs / 11.34 kgs

TERMS
Shipper

SHIPPER REFERENCE
19-104 Phase 2.0

PACKAGING
Your Packaging

SPECIAL HANDLING SECTION
Saturday Delivery, Non Standard Packaging

STANDARD TRANSIT
 4/04/2020 by 12:00 pm

SHIP DATE
 Fri 4/03/2020

ACTUAL DELIVERY
Sat 4/04/2020 10:52 am

Travel History

Local Scan Time

Saturday, 4/04/2020

10:52 am EAST LONGMEADOW, MA Delivered

8:12 am WINDSOR LOCKS, CT On FedEx vehicle for delivery

I Have Not Confirmed Sample Container Numbers With Lab Staff Before Relinquishing Over Samples _____



con-test
ANALYTICAL LABORATORY

Doc# 277 Rev 5 2017

Login Sample Receipt Checklist - (Rejection Criteria Listing - Using Acceptance Policy) Any False Statement will be brought to the attention of the Client - State True or False

Client Stone Environmental

Received By SA Date 4/04 Time 1052

How were the samples received? In Cooler T No Cooler _____ On Ice T No Ice _____
Direct from Sampling _____ Ambient _____ Melted Ice _____

Were samples within Temperature? 2-6°C T By Gun # 5 Actual Temp - 3.8
By Blank # _____ Actual Temp - _____

Was Custody Seal Intact? NA Were Samples Tampered with? NA
Was COC Relinquished? T Does Chain Agree With Samples? T

Are there broken/leaking/loose caps on any samples? F

Is COC in ink/ Legible? T Were samples received within holding time? T

Did COC include all pertinent Information? Client T Analysis T Sampler Name T
Project T ID's T Collection Dates/Times T

Are Sample labels filled out and legible? T

Are there Lab to Filters? F Who was notified? _____

Are there Rushes? F Who was notified? _____

Are there Short Holds? F Who was notified? _____

Is there enough Volume? T

Is there Headspace where applicable? F MS/MSD? F

Proper Media/Containers Used? T Is splitting samples required? F

Were trip blanks received? T On COC? T

Do all samples have the proper pH? Acid NA Base NA

is	#	Containers:	#	#	#	#
Unp-		1 Liter Amb.		1 Liter Plastic		16 oz Amb.
HCL-	1	500 mL Amb.		500 mL Plastic		8oz Amb/Clear
Meoh-	6	250 mL Amb.		250 mL Plastic		4oz Amb/Clear
Bisulfate-	12	Flashpoint		Col./Bacteria		2oz Amb/Clear
DI-		Other Glass		Other Plastic		Encore
Thiosulfate-		SOC Kit		Plastic Bag		Frozen:
Sulfuric-		Perchlorate		Ziplock		

Unused Media

Viols	#	Containers:	#	#	#	#
Unp-		1 Liter Amb.		1 Liter Plastic		16 oz Amb.
HCL-		500 mL Amb.		500 mL Plastic		8oz Amb/Clear
Meoh-		250 mL Amb.		250 mL Plastic		4oz Amb/Clear
Bisulfate-		Col./Bacteria		Flashpoint		2oz Amb/Clear
DI-		Other Plastic		Other Glass		Encore
Thiosulfate-		SOC Kit		Plastic Bag		Frozen:
Sulfuric-		Perchlorate		Ziplock		

Comments:

April 22, 2020

Katrina Mattice
Stone Environmental
535 Stone Cutters Ways
Montpelier, VT 05602

Project Location: Hyde Park, Vermont
Client Job Number:
Project Number: 19-104
Laboratory Work Order Number: 20D0510

Enclosed are results of analyses for samples received by the laboratory on April 11, 2020. If you have any questions concerning this report, please feel free to contact me.

Sincerely,

A handwritten signature in black ink, appearing to read "Kaitlyn", written in a cursive style.

Kaitlyn A. Feliciano
Project Manager

Table of Contents

Sample Summary	3
Case Narrative	4
Sample Results	7
20D0510-01	7
20D0510-02	12
20D0510-03	17
20D0510-04	22
20D0510-05	27
Sample Preparation Information	29
QC Data	30
Volatile Organic Compounds by GC/MS	30
B256135	30
Semivolatile Organic Compounds by GC/MS	35
B256394	35
B256528	39
Metals Analyses (Total)	41
B256142	41
B256226	41
Flag/Qualifier Summary	43
Certifications	44
Chain of Custody/Sample Receipt	49

39 Spruce Street * East Longmeadow, MA 01028 * FAX 413/525-6405 * TEL. 413/525-2332

Stone Environmental
 535 Stone Cutters Ways
 Montpelier, VT 05602
 ATTN: Katrina Mattice

REPORT DATE: 4/22/2020

PURCHASE ORDER NUMBER:

PROJECT NUMBER: 19-104

ANALYTICAL SUMMARY

WORK ORDER NUMBER: 20D0510

The results of analyses performed on the following samples submitted to the CON-TEST Analytical Laboratory are found in this report.

PROJECT LOCATION: Hyde Park, Vermont

FIELD SAMPLE #	LAB ID:	MATRIX	SAMPLE DESCRIPTION	TEST	SUB LAB
MW-1	20D0510-01	Ground Water		SW-846 6020B SW-846 7470A SW-846 8260C-D SW-846 8270D-E	
MW-1-FD	20D0510-02	Ground Water		SW-846 6020B SW-846 7470A SW-846 8260C-D SW-846 8270D-E	
MW-2	20D0510-03	Ground Water		SW-846 6020B SW-846 7470A SW-846 8260C-D SW-846 8270D-E	
MW-3	20D0510-04	Ground Water		SW-846 6020B SW-846 7470A SW-846 8260C-D SW-846 8270D-E	
Trip Blank	20D0510-05	Trip Blank Water		SW-846 8260C-D	

CASE NARRATIVE SUMMARY

All reported results are within defined laboratory quality control objectives unless listed below or otherwise qualified in this report.

REVISED REPORT - 4/22/2020 - 8260 and 8270 data reported down to the MDL per clients request.

39 Spruce Street * East Longmeadow, MA 01028 * FAX 413/525-6405 * TEL. 413/525-2332
SW-846 8260C-D

Qualifications:

V-05
Continuing calibration verification (CCV) did not meet method specifications and was biased on the low side for this compound.

Analyte & Samples(s) Qualified:**2,2-Dichloropropane**

20D0510-01[MW-1], 20D0510-02[MW-1-FD], 20D0510-03[MW-2], 20D0510-04[MW-3], 20D0510-05[Trip Blank], B256135-BLK1, B256135-BS1, B256135-BSD1, S047580-CCV1

Bromomethane

20D0510-01[MW-1], 20D0510-02[MW-1-FD], 20D0510-03[MW-2], 20D0510-04[MW-3], 20D0510-05[Trip Blank], B256135-BLK1, B256135-BS1, B256135-BSD1, S047580-CCV1

Chloromethane

20D0510-01[MW-1], 20D0510-02[MW-1-FD], 20D0510-03[MW-2], 20D0510-04[MW-3], 20D0510-05[Trip Blank], B256135-BLK1, B256135-BS1, B256135-BSD1, S047580-CCV1

V-20

Continuing calibration verification (CCV) did not meet method specifications and was biased on the high side. Data validation is not affected since sample result was "not detected" for this compound.

Analyte & Samples(s) Qualified:**1,4-Dioxane**

B256135-BS1, B256135-BSD1, S047580-CCV1

SW-846 8270D-E

Qualifications:**L-02**

Laboratory fortified blank/laboratory control sample recovery and duplicate recoveries outside of control limits. Data validation is not affected since all results are "not detected" for associated samples in this batch and bias is on the high side.

Analyte & Samples(s) Qualified:**Benzidine**

B256394-BS1, B256394-BSD1

L-04

Laboratory fortified blank/laboratory control sample recovery and duplicate recovery are outside of control limits. Reported value for this compound is likely to be biased on the low side.

Analyte & Samples(s) Qualified:**N-Nitrosodimethylamine**

20D0510-01[MW-1], 20D0510-02[MW-1-FD], 20D0510-03[MW-2], 20D0510-04[MW-3], B256394-BLK1, B256394-BS1, B256394-BSD1

V-04

Initial calibration did not meet method specifications. Compound was calibrated using a response factor where %RSD is outside of method specified criteria. Reported result is estimated.

Analyte & Samples(s) Qualified:**Benzidine**

20D0510-01[MW-1], 20D0510-02[MW-1-FD], 20D0510-03[MW-2], 20D0510-04[MW-3], B256394-BLK1, B256394-BS1, B256394-BSD1, S047699-CCV1, S047761-CCV1

V-05

Continuing calibration verification (CCV) did not meet method specifications and was biased on the low side for this compound.

Analyte & Samples(s) Qualified:**Benzidine**

20D0510-01[MW-1], 20D0510-02[MW-1-FD], 20D0510-03[MW-2], 20D0510-04[MW-3], B256394-BLK1, B256394-BS1, B256394-BSD1, S047699-CCV1, S047761-CCV1

V-06

Continuing calibration verification (CCV) did not meet method specifications and was biased on the high side for this compound.

Analyte & Samples(s) Qualified:**3,3-Dichlorobenzidine**

B256394-BLK1, B256394-BS1, B256394-BSD1, S047699-CCV1, S047761-CCV1

V-20

Continuing calibration verification (CCV) did not meet method specifications and was biased on the high side. Data validation is not affected since sample result was "not detected" for this compound.

Analyte & Samples(s) Qualified:**3,3-Dichlorobenzidine**

20D0510-01[MW-1], 20D0510-02[MW-1-FD], 20D0510-03[MW-2], 20D0510-04[MW-3], B256394-BLK1, S047761-CCV1

V-34

Initial calibration verification (ICV) did not meet method specifications and was biased on the low side for this compound. Reported result is estimated.

Analyte & Samples(s) Qualified:**4-Chloroaniline**

20D0510-01[MW-1], 20D0510-02[MW-1-FD], 20D0510-03[MW-2], 20D0510-04[MW-3], B256394-BLK1, B256394-BS1, B256394-BSD1, S047699-CCV1, S047761-CCV1

V-35

Initial calibration verification (ICV) did not meet method specifications and was biased on the high side for this compound. Reported result is estimated.

Analyte & Samples(s) Qualified:**Benzidine**

20D0510-01[MW-1], 20D0510-02[MW-1-FD], 20D0510-03[MW-2], 20D0510-04[MW-3], B256394-BLK1, B256394-BS1, B256394-BSD1, S047699-CCV1, S047761-CCV1

The results of analyses reported only relate to samples submitted to the Con-Test Analytical Laboratory for testing.

I certify that the analyses listed above, unless specifically listed as subcontracted, if any, were performed under my direction according to the approved methodologies listed in this document, and that based upon my inquiry of those individuals immediately responsible for obtaining the information, the material contained in this report is, to the best of my knowledge and belief, accurate and complete.



Lisa A. Worthington
Technical Representative

39 Spruce Street * East Longmeadow, MA 01028 * FAX 413/525-6405 * TEL. 413/525-2332

Project Location: Hyde Park, Vermont

Sample Description:

Work Order: 20D0510

Date Received: 4/11/2020

Field Sample #: MW-1

Sampled: 4/10/2020 11:35

Sample ID: 20D0510-01

Sample Matrix: Ground Water

Volatile Organic Compounds by GC/MS

Analyte	Results	RL	DL	Units	Dilution	Flag/Qual	Method	Date Prepared	Date/Time Analyzed	Analyst
Acetone	ND	50	3.8	µg/L	1		SW-846 8260C-D	4/13/20	4/14/20 0:53	EEH
Acrylonitrile	ND	5.0	0.52	µg/L	1		SW-846 8260C-D	4/13/20	4/14/20 0:53	EEH
tert-Amyl Methyl Ether (TAME)	ND	0.50	0.14	µg/L	1		SW-846 8260C-D	4/13/20	4/14/20 0:53	EEH
Benzene	ND	1.0	0.18	µg/L	1		SW-846 8260C-D	4/13/20	4/14/20 0:53	EEH
Bromobenzene	ND	1.0	0.15	µg/L	1		SW-846 8260C-D	4/13/20	4/14/20 0:53	EEH
Bromochloromethane	ND	1.0	0.32	µg/L	1		SW-846 8260C-D	4/13/20	4/14/20 0:53	EEH
Bromodichloromethane	ND	0.50	0.16	µg/L	1		SW-846 8260C-D	4/13/20	4/14/20 0:53	EEH
Bromoform	ND	1.0	0.46	µg/L	1		SW-846 8260C-D	4/13/20	4/14/20 0:53	EEH
Bromomethane	ND	2.0	0.78	µg/L	1	V-05	SW-846 8260C-D	4/13/20	4/14/20 0:53	EEH
2-Butanone (MEK)	ND	20	1.9	µg/L	1		SW-846 8260C-D	4/13/20	4/14/20 0:53	EEH
tert-Butyl Alcohol (TBA)	ND	20	4.2	µg/L	1		SW-846 8260C-D	4/13/20	4/14/20 0:53	EEH
n-Butylbenzene	ND	1.0	0.21	µg/L	1		SW-846 8260C-D	4/13/20	4/14/20 0:53	EEH
sec-Butylbenzene	ND	1.0	0.16	µg/L	1		SW-846 8260C-D	4/13/20	4/14/20 0:53	EEH
tert-Butylbenzene	ND	1.0	0.17	µg/L	1		SW-846 8260C-D	4/13/20	4/14/20 0:53	EEH
tert-Butyl Ethyl Ether (TBEE)	ND	0.50	0.16	µg/L	1		SW-846 8260C-D	4/13/20	4/14/20 0:53	EEH
Carbon Disulfide	ND	5.0	4.4	µg/L	1		SW-846 8260C-D	4/13/20	4/14/20 0:53	EEH
Carbon Tetrachloride	ND	5.0	0.11	µg/L	1		SW-846 8260C-D	4/13/20	4/14/20 0:53	EEH
Chlorobenzene	ND	1.0	0.15	µg/L	1		SW-846 8260C-D	4/13/20	4/14/20 0:53	EEH
Chlorodibromomethane	ND	0.50	0.21	µg/L	1		SW-846 8260C-D	4/13/20	4/14/20 0:53	EEH
Chloroethane	ND	2.0	0.35	µg/L	1		SW-846 8260C-D	4/13/20	4/14/20 0:53	EEH
Chloroform	ND	2.0	0.17	µg/L	1		SW-846 8260C-D	4/13/20	4/14/20 0:53	EEH
Chloromethane	ND	2.0	0.45	µg/L	1	V-05	SW-846 8260C-D	4/13/20	4/14/20 0:53	EEH
2-Chlorotoluene	ND	1.0	0.12	µg/L	1		SW-846 8260C-D	4/13/20	4/14/20 0:53	EEH
4-Chlorotoluene	ND	1.0	0.14	µg/L	1		SW-846 8260C-D	4/13/20	4/14/20 0:53	EEH
1,2-Dibromo-3-chloropropane (DBCP)	ND	5.0	0.53	µg/L	1		SW-846 8260C-D	4/13/20	4/14/20 0:53	EEH
1,2-Dibromoethane (EDB)	ND	0.50	0.19	µg/L	1		SW-846 8260C-D	4/13/20	4/14/20 0:53	EEH
Dibromomethane	ND	1.0	0.37	µg/L	1		SW-846 8260C-D	4/13/20	4/14/20 0:53	EEH
1,2-Dichlorobenzene	ND	1.0	0.16	µg/L	1		SW-846 8260C-D	4/13/20	4/14/20 0:53	EEH
1,3-Dichlorobenzene	ND	1.0	0.12	µg/L	1		SW-846 8260C-D	4/13/20	4/14/20 0:53	EEH
1,4-Dichlorobenzene	ND	1.0	0.13	µg/L	1		SW-846 8260C-D	4/13/20	4/14/20 0:53	EEH
trans-1,4-Dichloro-2-butene	ND	2.0	0.31	µg/L	1		SW-846 8260C-D	4/13/20	4/14/20 0:53	EEH
Dichlorodifluoromethane (Freon 12)	ND	2.0	0.26	µg/L	1		SW-846 8260C-D	4/13/20	4/14/20 0:53	EEH
1,1-Dichloroethane	ND	1.0	0.16	µg/L	1		SW-846 8260C-D	4/13/20	4/14/20 0:53	EEH
1,2-Dichloroethane	ND	1.0	0.41	µg/L	1		SW-846 8260C-D	4/13/20	4/14/20 0:53	EEH
1,1-Dichloroethylene	ND	1.0	0.32	µg/L	1		SW-846 8260C-D	4/13/20	4/14/20 0:53	EEH
cis-1,2-Dichloroethylene	ND	1.0	0.13	µg/L	1		SW-846 8260C-D	4/13/20	4/14/20 0:53	EEH
trans-1,2-Dichloroethylene	ND	1.0	0.31	µg/L	1		SW-846 8260C-D	4/13/20	4/14/20 0:53	EEH
1,2-Dichloropropane	ND	1.0	0.20	µg/L	1		SW-846 8260C-D	4/13/20	4/14/20 0:53	EEH
1,3-Dichloropropane	ND	0.50	0.11	µg/L	1		SW-846 8260C-D	4/13/20	4/14/20 0:53	EEH
2,2-Dichloropropane	ND	1.0	0.20	µg/L	1	V-05	SW-846 8260C-D	4/13/20	4/14/20 0:53	EEH
1,1-Dichloropropene	ND	2.0	0.16	µg/L	1		SW-846 8260C-D	4/13/20	4/14/20 0:53	EEH
cis-1,3-Dichloropropene	ND	0.50	0.13	µg/L	1		SW-846 8260C-D	4/13/20	4/14/20 0:53	EEH
trans-1,3-Dichloropropene	ND	0.50	0.23	µg/L	1		SW-846 8260C-D	4/13/20	4/14/20 0:53	EEH
Diethyl Ether	ND	2.0	0.34	µg/L	1		SW-846 8260C-D	4/13/20	4/14/20 0:53	EEH

39 Spruce Street * East Longmeadow, MA 01028 * FAX 413/525-6405 * TEL. 413/525-2332

Project Location: Hyde Park, Vermont

Sample Description:

Work Order: 20D0510

Date Received: 4/11/2020

Field Sample #: MW-1

Sampled: 4/10/2020 11:35

Sample ID: 20D0510-01

Sample Matrix: Ground Water

Volatile Organic Compounds by GC/MS

Analyte	Results	RL	DL	Units	Dilution	Flag/Qual	Method	Date Prepared	Date/Time Analyzed	Analyst
Diisopropyl Ether (DIPE)	ND	0.50	0.17	µg/L	1		SW-846 8260C-D	4/13/20	4/14/20 0:53	EEH
1,4-Dioxane	ND	50	22	µg/L	1		SW-846 8260C-D	4/13/20	4/14/20 0:53	EEH
Ethylbenzene	ND	1.0	0.13	µg/L	1		SW-846 8260C-D	4/13/20	4/14/20 0:53	EEH
Hexachlorobutadiene	ND	0.60	0.47	µg/L	1		SW-846 8260C-D	4/13/20	4/14/20 0:53	EEH
2-Hexanone (MBK)	ND	10	1.5	µg/L	1		SW-846 8260C-D	4/13/20	4/14/20 0:53	EEH
Isopropylbenzene (Cumene)	ND	1.0	0.17	µg/L	1		SW-846 8260C-D	4/13/20	4/14/20 0:53	EEH
p-Isopropyltoluene (p-Cymene)	ND	1.0	0.20	µg/L	1		SW-846 8260C-D	4/13/20	4/14/20 0:53	EEH
Methyl Acetate	ND	1.0	0.42	µg/L	1		SW-846 8260C-D	4/13/20	4/14/20 0:53	EEH
Methyl tert-Butyl Ether (MTBE)	ND	1.0	0.25	µg/L	1		SW-846 8260C-D	4/13/20	4/14/20 0:53	EEH
Methyl Cyclohexane	ND	1.0	0.20	µg/L	1		SW-846 8260C-D	4/13/20	4/14/20 0:53	EEH
Methylene Chloride	ND	5.0	0.34	µg/L	1		SW-846 8260C-D	4/13/20	4/14/20 0:53	EEH
4-Methyl-2-pentanone (MIBK)	ND	10	1.7	µg/L	1		SW-846 8260C-D	4/13/20	4/14/20 0:53	EEH
Naphthalene	ND	2.0	0.31	µg/L	1		SW-846 8260C-D	4/13/20	4/14/20 0:53	EEH
n-Propylbenzene	ND	1.0	0.13	µg/L	1		SW-846 8260C-D	4/13/20	4/14/20 0:53	EEH
Styrene	ND	1.0	0.11	µg/L	1		SW-846 8260C-D	4/13/20	4/14/20 0:53	EEH
1,1,1,2-Tetrachloroethane	ND	1.0	0.27	µg/L	1		SW-846 8260C-D	4/13/20	4/14/20 0:53	EEH
1,1,2,2-Tetrachloroethane	ND	0.50	0.22	µg/L	1		SW-846 8260C-D	4/13/20	4/14/20 0:53	EEH
Tetrachloroethylene	ND	1.0	0.18	µg/L	1		SW-846 8260C-D	4/13/20	4/14/20 0:53	EEH
Tetrahydrofuran	ND	10	0.51	µg/L	1		SW-846 8260C-D	4/13/20	4/14/20 0:53	EEH
Toluene	ND	1.0	0.14	µg/L	1		SW-846 8260C-D	4/13/20	4/14/20 0:53	EEH
1,2,3-Trichlorobenzene	ND	5.0	0.57	µg/L	1		SW-846 8260C-D	4/13/20	4/14/20 0:53	EEH
1,2,4-Trichlorobenzene	ND	1.0	0.40	µg/L	1		SW-846 8260C-D	4/13/20	4/14/20 0:53	EEH
1,3,5-Trichlorobenzene	ND	1.0	0.30	µg/L	1		SW-846 8260C-D	4/13/20	4/14/20 0:53	EEH
1,1,1-Trichloroethane	ND	1.0	0.20	µg/L	1		SW-846 8260C-D	4/13/20	4/14/20 0:53	EEH
1,1,2-Trichloroethane	ND	1.0	0.16	µg/L	1		SW-846 8260C-D	4/13/20	4/14/20 0:53	EEH
Trichloroethylene	ND	1.0	0.24	µg/L	1		SW-846 8260C-D	4/13/20	4/14/20 0:53	EEH
Trichlorofluoromethane (Freon 11)	ND	2.0	0.33	µg/L	1		SW-846 8260C-D	4/13/20	4/14/20 0:53	EEH
1,2,3-Trichloropropane	ND	2.0	0.25	µg/L	1		SW-846 8260C-D	4/13/20	4/14/20 0:53	EEH
1,1,2-Trichloro-1,2,2-trifluoroethane (Freon 113)	ND	1.0	0.32	µg/L	1		SW-846 8260C-D	4/13/20	4/14/20 0:53	EEH
1,2,4-Trimethylbenzene	ND	1.0	0.18	µg/L	1		SW-846 8260C-D	4/13/20	4/14/20 0:53	EEH
1,3,5-Trimethylbenzene	ND	1.0	0.14	µg/L	1		SW-846 8260C-D	4/13/20	4/14/20 0:53	EEH
Vinyl Chloride	ND	2.0	0.45	µg/L	1		SW-846 8260C-D	4/13/20	4/14/20 0:53	EEH
m+p Xylene	ND	2.0	0.30	µg/L	1		SW-846 8260C-D	4/13/20	4/14/20 0:53	EEH
o-Xylene	ND	1.0	0.17	µg/L	1		SW-846 8260C-D	4/13/20	4/14/20 0:53	EEH
Surrogates		% Recovery	Recovery Limits			Flag/Qual				
1,2-Dichloroethane-d4		94.1	70-130						4/14/20 0:53	
Toluene-d8		101	70-130						4/14/20 0:53	
4-Bromofluorobenzene		102	70-130						4/14/20 0:53	

39 Spruce Street * East Longmeadow, MA 01028 * FAX 413/525-6405 * TEL. 413/525-2332

Project Location: Hyde Park, Vermont

Sample Description:

Work Order: 20D0510

Date Received: 4/11/2020

Field Sample #: MW-1

Sampled: 4/10/2020 11:35

Sample ID: 20D0510-01

Sample Matrix: Ground Water

Semivolatile Organic Compounds by GC/MS

Analyte	Results	RL	DL	Units	Dilution	Flag/Qual	Method	Date Prepared	Date/Time Analyzed	Analyst
Acenaphthene (SIM)	ND	0.31	0.034	µg/L	1		SW-846 8270D-E	4/16/20	4/18/20 19:48	IMR
Acenaphthylene (SIM)	ND	0.20	0.036	µg/L	1		SW-846 8270D-E	4/16/20	4/18/20 19:48	IMR
Acetophenone	ND	10	0.40	µg/L	1		SW-846 8270D-E	4/16/20	4/20/20 10:49	BGL
Aniline	ND	5.1	0.77	µg/L	1		SW-846 8270D-E	4/16/20	4/20/20 10:49	BGL
Anthracene (SIM)	ND	0.20	0.033	µg/L	1		SW-846 8270D-E	4/16/20	4/18/20 19:48	IMR
Benzidine	ND	20	17	µg/L	1	V-04, V-05, V-35	SW-846 8270D-E	4/16/20	4/20/20 10:49	BGL
Benzo(a)anthracene (SIM)	ND	0.051	0.016	µg/L	1		SW-846 8270D-E	4/16/20	4/18/20 19:48	IMR
Benzo(a)pyrene (SIM)	ND	0.10	0.012	µg/L	1		SW-846 8270D-E	4/16/20	4/18/20 19:48	IMR
Benzo(b)fluoranthene (SIM)	ND	0.051	0.015	µg/L	1		SW-846 8270D-E	4/16/20	4/18/20 19:48	IMR
Benzo(g,h,i)perylene (SIM)	ND	0.51	0.018	µg/L	1		SW-846 8270D-E	4/16/20	4/18/20 19:48	IMR
Benzo(k)fluoranthene (SIM)	ND	0.20	0.012	µg/L	1		SW-846 8270D-E	4/16/20	4/18/20 19:48	IMR
Benzoic Acid	ND	10	5.4	µg/L	1		SW-846 8270D-E	4/16/20	4/20/20 10:49	BGL
Bis(2-chloroethoxy)methane	ND	10	0.48	µg/L	1		SW-846 8270D-E	4/16/20	4/20/20 10:49	BGL
Bis(2-chloroethyl)ether	ND	10	0.52	µg/L	1		SW-846 8270D-E	4/16/20	4/20/20 10:49	BGL
Bis(2-chloroisopropyl)ether	ND	10	0.74	µg/L	1		SW-846 8270D-E	4/16/20	4/20/20 10:49	BGL
Bis(2-Ethylhexyl)phthalate	ND	10	0.53	µg/L	1		SW-846 8270D-E	4/16/20	4/20/20 10:49	BGL
4-Bromophenylphenylether	ND	10	0.30	µg/L	1		SW-846 8270D-E	4/16/20	4/20/20 10:49	BGL
Butylbenzylphthalate	ND	10	0.30	µg/L	1		SW-846 8270D-E	4/16/20	4/20/20 10:49	BGL
Carbazole	ND	10	0.29	µg/L	1		SW-846 8270D-E	4/16/20	4/20/20 10:49	BGL
4-Chloroaniline	ND	10	0.35	µg/L	1	V-34	SW-846 8270D-E	4/16/20	4/20/20 10:49	BGL
4-Chloro-3-methylphenol	ND	10	0.49	µg/L	1		SW-846 8270D-E	4/16/20	4/20/20 10:49	BGL
2-Chloronaphthalene	ND	10	0.46	µg/L	1		SW-846 8270D-E	4/16/20	4/20/20 10:49	BGL
2-Chlorophenol	ND	10	0.38	µg/L	1		SW-846 8270D-E	4/16/20	4/20/20 10:49	BGL
4-Chlorophenylphenylether	ND	10	0.32	µg/L	1		SW-846 8270D-E	4/16/20	4/20/20 10:49	BGL
Chrysene (SIM)	ND	0.20	0.015	µg/L	1		SW-846 8270D-E	4/16/20	4/18/20 19:48	IMR
Dibenz(a,h)anthracene (SIM)	ND	0.10	0.017	µg/L	1		SW-846 8270D-E	4/16/20	4/18/20 19:48	IMR
Dibenzofuran	ND	5.1	0.27	µg/L	1		SW-846 8270D-E	4/16/20	4/20/20 10:49	BGL
Di-n-butylphthalate	ND	10	0.47	µg/L	1		SW-846 8270D-E	4/16/20	4/20/20 10:49	BGL
1,2-Dichlorobenzene	ND	5.1	0.47	µg/L	1		SW-846 8270D-E	4/16/20	4/20/20 10:49	BGL
1,3-Dichlorobenzene	ND	5.1	0.47	µg/L	1		SW-846 8270D-E	4/16/20	4/20/20 10:49	BGL
1,4-Dichlorobenzene	ND	5.1	0.39	µg/L	1		SW-846 8270D-E	4/16/20	4/20/20 10:49	BGL
3,3-Dichlorobenzidine	ND	10	0.37	µg/L	1	V-20	SW-846 8270D-E	4/16/20	4/20/20 10:49	BGL
2,4-Dichlorophenol	ND	10	0.31	µg/L	1		SW-846 8270D-E	4/16/20	4/20/20 10:49	BGL
Diethylphthalate	ND	10	0.23	µg/L	1		SW-846 8270D-E	4/16/20	4/20/20 10:49	BGL
2,4-Dimethylphenol	ND	10	0.81	µg/L	1		SW-846 8270D-E	4/16/20	4/20/20 10:49	BGL
Dimethylphthalate	ND	10	0.31	µg/L	1		SW-846 8270D-E	4/16/20	4/20/20 10:49	BGL
4,6-Dinitro-2-methylphenol	ND	10	2.0	µg/L	1		SW-846 8270D-E	4/16/20	4/20/20 10:49	BGL
2,4-Dinitrophenol	ND	10	1.7	µg/L	1		SW-846 8270D-E	4/16/20	4/20/20 10:49	BGL
2,4-Dinitrotoluene	ND	10	0.33	µg/L	1		SW-846 8270D-E	4/16/20	4/20/20 10:49	BGL
2,6-Dinitrotoluene	ND	10	0.35	µg/L	1		SW-846 8270D-E	4/16/20	4/20/20 10:49	BGL
Di-n-octylphthalate	ND	10	0.53	µg/L	1		SW-846 8270D-E	4/16/20	4/20/20 10:49	BGL
1,2-Diphenylhydrazine/Azobenzene	ND	10	0.38	µg/L	1		SW-846 8270D-E	4/16/20	4/20/20 10:49	BGL
Fluoranthene (SIM)	ND	0.51	0.026	µg/L	1		SW-846 8270D-E	4/16/20	4/18/20 19:48	IMR
Fluorene (SIM)	ND	1.0	0.035	µg/L	1		SW-846 8270D-E	4/16/20	4/18/20 19:48	IMR

39 Spruce Street * East Longmeadow, MA 01028 * FAX 413/525-6405 * TEL. 413/525-2332

Project Location: Hyde Park, Vermont

Sample Description:

Work Order: 20D0510

Date Received: 4/11/2020

Field Sample #: MW-1

Sampled: 4/10/2020 11:35

Sample ID: 20D0510-01

Sample Matrix: Ground Water

Semivolatile Organic Compounds by GC/MS

Analyte	Results	RL	DL	Units	Dilution	Flag/Qual	Method	Date Prepared	Date/Time Analyzed	Analyst
Hexachlorobenzene	ND	10	0.44	µg/L	1		SW-846 8270D-E	4/16/20	4/20/20 10:49	BGL
Hexachlorobutadiene	ND	10	0.60	µg/L	1		SW-846 8270D-E	4/16/20	4/20/20 10:49	BGL
Hexachlorocyclopentadiene	ND	10	4.9	µg/L	1		SW-846 8270D-E	4/16/20	4/20/20 10:49	BGL
Hexachloroethane	ND	10	0.54	µg/L	1		SW-846 8270D-E	4/16/20	4/20/20 10:49	BGL
Indeno(1,2,3-cd)pyrene (SIM)	ND	0.10	0.018	µg/L	1		SW-846 8270D-E	4/16/20	4/18/20 19:48	IMR
Isophorone	ND	10	0.31	µg/L	1		SW-846 8270D-E	4/16/20	4/20/20 10:49	BGL
1-Methylnaphthalene	ND	5.1	0.29	µg/L	1		SW-846 8270D-E	4/16/20	4/20/20 10:49	BGL
2-Methylnaphthalene (SIM)	ND	1.0	0.063	µg/L	1		SW-846 8270D-E	4/16/20	4/18/20 19:48	IMR
2-Methylphenol	ND	10	0.47	µg/L	1		SW-846 8270D-E	4/16/20	4/20/20 10:49	BGL
3/4-Methylphenol	ND	10	0.21	µg/L	1		SW-846 8270D-E	4/16/20	4/20/20 10:49	BGL
Naphthalene (SIM)	ND	1.0	0.26	µg/L	1		SW-846 8270D-E	4/16/20	4/18/20 19:48	IMR
2-Nitroaniline	ND	10	0.41	µg/L	1		SW-846 8270D-E	4/16/20	4/20/20 10:49	BGL
3-Nitroaniline	ND	10	0.42	µg/L	1		SW-846 8270D-E	4/16/20	4/20/20 10:49	BGL
4-Nitroaniline	ND	10	0.51	µg/L	1		SW-846 8270D-E	4/16/20	4/20/20 10:49	BGL
Nitrobenzene	ND	10	0.42	µg/L	1		SW-846 8270D-E	4/16/20	4/20/20 10:49	BGL
2-Nitrophenol	ND	10	0.42	µg/L	1		SW-846 8270D-E	4/16/20	4/20/20 10:49	BGL
4-Nitrophenol	ND	10	0.64	µg/L	1		SW-846 8270D-E	4/16/20	4/20/20 10:49	BGL
N-Nitrosodimethylamine	ND	10	1.9	µg/L	1	L-04	SW-846 8270D-E	4/16/20	4/20/20 10:49	BGL
N-Nitrosodiphenylamine/Diphenylamine	ND	10	0.30	µg/L	1		SW-846 8270D-E	4/16/20	4/20/20 10:49	BGL
N-Nitrosodi-n-propylamine	ND	10	0.53	µg/L	1		SW-846 8270D-E	4/16/20	4/20/20 10:49	BGL
Pentachloronitrobenzene	ND	10	1.5	µg/L	1		SW-846 8270D-E	4/16/20	4/20/20 10:49	BGL
Pentachlorophenol	ND	10	0.34	µg/L	1		SW-846 8270D-E	4/16/20	4/20/20 10:49	BGL
Phenanthrene (SIM)	ND	0.051	0.031	µg/L	1		SW-846 8270D-E	4/16/20	4/18/20 19:48	IMR
Phenol	ND	10	0.20	µg/L	1		SW-846 8270D-E	4/16/20	4/20/20 10:49	BGL
Pyrene (SIM)	ND	1.0	0.023	µg/L	1		SW-846 8270D-E	4/16/20	4/18/20 19:48	IMR
Pyridine	ND	5.1	2.9	µg/L	1		SW-846 8270D-E	4/16/20	4/20/20 10:49	BGL
1,2,4,5-Tetrachlorobenzene	ND	10	0.34	µg/L	1		SW-846 8270D-E	4/16/20	4/20/20 10:49	BGL
1,2,4-Trichlorobenzene	ND	5.1	0.57	µg/L	1		SW-846 8270D-E	4/16/20	4/20/20 10:49	BGL
2,4,5-Trichlorophenol	ND	10	0.48	µg/L	1		SW-846 8270D-E	4/16/20	4/20/20 10:49	BGL
2,4,6-Trichlorophenol	ND	10	0.34	µg/L	1		SW-846 8270D-E	4/16/20	4/20/20 10:49	BGL

Surrogates	% Recovery	Recovery Limits	Flag/Qual
2-Fluorophenol	46.9	15-110	4/20/20 10:49
Phenol-d6	34.2	15-110	4/20/20 10:49
Nitrobenzene-d5	80.2	30-130	4/18/20 19:48
Nitrobenzene-d5	70.6	30-130	4/20/20 10:49
2-Fluorobiphenyl	84.6	30-130	4/20/20 10:49
2-Fluorobiphenyl	61.9	30-130	4/18/20 19:48
2,4,6-Tribromophenol	72.5	15-110	4/20/20 10:49
p-Terphenyl-d14	65.7	30-130	4/18/20 19:48
p-Terphenyl-d14	78.0	30-130	4/20/20 10:49

39 Spruce Street * East Longmeadow, MA 01028 * FAX 413/525-6405 * TEL. 413/525-2332

Project Location: Hyde Park, Vermont

Sample Description:

Work Order: 20D0510

Date Received: 4/11/2020

Sampled: 4/10/2020 11:35

Field Sample #: MW-1

Sample ID: 20D0510-01

Sample Matrix: Ground Water

Metals Analyses (Total)

Analyte	Results	RL	Units	Dilution	Flag/Qual	Method	Date Prepared	Date/Time Analyzed	Analyst
Antimony	ND	1.0	µg/L	1		SW-846 6020B	4/14/20	4/15/20 12:32	QNW
Arsenic	ND	0.80	µg/L	1		SW-846 6020B	4/14/20	4/15/20 12:32	QNW
Barium	34	10	µg/L	1		SW-846 6020B	4/14/20	4/15/20 12:32	QNW
Beryllium	ND	0.40	µg/L	1		SW-846 6020B	4/14/20	4/15/20 12:32	QNW
Cadmium	ND	0.20	µg/L	1		SW-846 6020B	4/14/20	4/15/20 12:32	QNW
Chromium	1.6	1.0	µg/L	1		SW-846 6020B	4/14/20	4/15/20 12:32	QNW
Copper	8.3	1.0	µg/L	1		SW-846 6020B	4/14/20	4/15/20 12:32	QNW
Lead	ND	0.50	µg/L	1		SW-846 6020B	4/14/20	4/15/20 12:32	QNW
Mercury	ND	0.00010	mg/L	1		SW-846 7470A	4/13/20	4/15/20 12:14	CJV
Nickel	17	5.0	µg/L	1		SW-846 6020B	4/14/20	4/15/20 12:32	QNW
Selenium	ND	5.0	µg/L	1		SW-846 6020B	4/14/20	4/15/20 12:32	QNW
Silver	ND	0.20	µg/L	1		SW-846 6020B	4/14/20	4/15/20 12:32	QNW
Thallium	ND	0.20	µg/L	1		SW-846 6020B	4/14/20	4/15/20 12:32	QNW
Zinc	ND	10	µg/L	1		SW-846 6020B	4/14/20	4/15/20 12:32	QNW

39 Spruce Street * East Longmeadow, MA 01028 * FAX 413/525-6405 * TEL. 413/525-2332

Project Location: Hyde Park, Vermont

Sample Description:

Work Order: 20D0510

Date Received: 4/11/2020

Field Sample #: MW-1-FD

Sampled: 4/10/2020 11:35

Sample ID: 20D0510-02

Sample Matrix: Ground Water

Volatile Organic Compounds by GC/MS

Analyte	Results	RL	DL	Units	Dilution	Flag/Qual	Method	Date Prepared	Date/Time Analyzed	Analyst
Acetone	ND	50	3.8	µg/L	1		SW-846 8260C-D	4/13/20	4/14/20 1:21	EEH
Acrylonitrile	ND	5.0	0.52	µg/L	1		SW-846 8260C-D	4/13/20	4/14/20 1:21	EEH
tert-Amyl Methyl Ether (TAME)	ND	0.50	0.14	µg/L	1		SW-846 8260C-D	4/13/20	4/14/20 1:21	EEH
Benzene	ND	1.0	0.18	µg/L	1		SW-846 8260C-D	4/13/20	4/14/20 1:21	EEH
Bromobenzene	ND	1.0	0.15	µg/L	1		SW-846 8260C-D	4/13/20	4/14/20 1:21	EEH
Bromochloromethane	ND	1.0	0.32	µg/L	1		SW-846 8260C-D	4/13/20	4/14/20 1:21	EEH
Bromodichloromethane	ND	0.50	0.16	µg/L	1		SW-846 8260C-D	4/13/20	4/14/20 1:21	EEH
Bromoform	ND	1.0	0.46	µg/L	1		SW-846 8260C-D	4/13/20	4/14/20 1:21	EEH
Bromomethane	ND	2.0	0.78	µg/L	1	V-05	SW-846 8260C-D	4/13/20	4/14/20 1:21	EEH
2-Butanone (MEK)	ND	20	1.9	µg/L	1		SW-846 8260C-D	4/13/20	4/14/20 1:21	EEH
tert-Butyl Alcohol (TBA)	ND	20	4.2	µg/L	1		SW-846 8260C-D	4/13/20	4/14/20 1:21	EEH
n-Butylbenzene	ND	1.0	0.21	µg/L	1		SW-846 8260C-D	4/13/20	4/14/20 1:21	EEH
sec-Butylbenzene	ND	1.0	0.16	µg/L	1		SW-846 8260C-D	4/13/20	4/14/20 1:21	EEH
tert-Butylbenzene	ND	1.0	0.17	µg/L	1		SW-846 8260C-D	4/13/20	4/14/20 1:21	EEH
tert-Butyl Ethyl Ether (TBEE)	ND	0.50	0.16	µg/L	1		SW-846 8260C-D	4/13/20	4/14/20 1:21	EEH
Carbon Disulfide	ND	5.0	4.4	µg/L	1		SW-846 8260C-D	4/13/20	4/14/20 1:21	EEH
Carbon Tetrachloride	ND	5.0	0.11	µg/L	1		SW-846 8260C-D	4/13/20	4/14/20 1:21	EEH
Chlorobenzene	ND	1.0	0.15	µg/L	1		SW-846 8260C-D	4/13/20	4/14/20 1:21	EEH
Chlorodibromomethane	ND	0.50	0.21	µg/L	1		SW-846 8260C-D	4/13/20	4/14/20 1:21	EEH
Chloroethane	ND	2.0	0.35	µg/L	1		SW-846 8260C-D	4/13/20	4/14/20 1:21	EEH
Chloroform	ND	2.0	0.17	µg/L	1		SW-846 8260C-D	4/13/20	4/14/20 1:21	EEH
Chloromethane	ND	2.0	0.45	µg/L	1	V-05	SW-846 8260C-D	4/13/20	4/14/20 1:21	EEH
2-Chlorotoluene	ND	1.0	0.12	µg/L	1		SW-846 8260C-D	4/13/20	4/14/20 1:21	EEH
4-Chlorotoluene	ND	1.0	0.14	µg/L	1		SW-846 8260C-D	4/13/20	4/14/20 1:21	EEH
1,2-Dibromo-3-chloropropane (DBCP)	ND	5.0	0.53	µg/L	1		SW-846 8260C-D	4/13/20	4/14/20 1:21	EEH
1,2-Dibromoethane (EDB)	ND	0.50	0.19	µg/L	1		SW-846 8260C-D	4/13/20	4/14/20 1:21	EEH
Dibromomethane	ND	1.0	0.37	µg/L	1		SW-846 8260C-D	4/13/20	4/14/20 1:21	EEH
1,2-Dichlorobenzene	ND	1.0	0.16	µg/L	1		SW-846 8260C-D	4/13/20	4/14/20 1:21	EEH
1,3-Dichlorobenzene	ND	1.0	0.12	µg/L	1		SW-846 8260C-D	4/13/20	4/14/20 1:21	EEH
1,4-Dichlorobenzene	ND	1.0	0.13	µg/L	1		SW-846 8260C-D	4/13/20	4/14/20 1:21	EEH
trans-1,4-Dichloro-2-butene	ND	2.0	0.31	µg/L	1		SW-846 8260C-D	4/13/20	4/14/20 1:21	EEH
Dichlorodifluoromethane (Freon 12)	ND	2.0	0.26	µg/L	1		SW-846 8260C-D	4/13/20	4/14/20 1:21	EEH
1,1-Dichloroethane	ND	1.0	0.16	µg/L	1		SW-846 8260C-D	4/13/20	4/14/20 1:21	EEH
1,2-Dichloroethane	ND	1.0	0.41	µg/L	1		SW-846 8260C-D	4/13/20	4/14/20 1:21	EEH
1,1-Dichloroethylene	ND	1.0	0.32	µg/L	1		SW-846 8260C-D	4/13/20	4/14/20 1:21	EEH
cis-1,2-Dichloroethylene	ND	1.0	0.13	µg/L	1		SW-846 8260C-D	4/13/20	4/14/20 1:21	EEH
trans-1,2-Dichloroethylene	ND	1.0	0.31	µg/L	1		SW-846 8260C-D	4/13/20	4/14/20 1:21	EEH
1,2-Dichloropropane	ND	1.0	0.20	µg/L	1		SW-846 8260C-D	4/13/20	4/14/20 1:21	EEH
1,3-Dichloropropane	ND	0.50	0.11	µg/L	1		SW-846 8260C-D	4/13/20	4/14/20 1:21	EEH
2,2-Dichloropropane	ND	1.0	0.20	µg/L	1	V-05	SW-846 8260C-D	4/13/20	4/14/20 1:21	EEH
1,1-Dichloropropene	ND	2.0	0.16	µg/L	1		SW-846 8260C-D	4/13/20	4/14/20 1:21	EEH
cis-1,3-Dichloropropene	ND	0.50	0.13	µg/L	1		SW-846 8260C-D	4/13/20	4/14/20 1:21	EEH
trans-1,3-Dichloropropene	ND	0.50	0.23	µg/L	1		SW-846 8260C-D	4/13/20	4/14/20 1:21	EEH
Diethyl Ether	ND	2.0	0.34	µg/L	1		SW-846 8260C-D	4/13/20	4/14/20 1:21	EEH

39 Spruce Street * East Longmeadow, MA 01028 * FAX 413/525-6405 * TEL. 413/525-2332

Project Location: Hyde Park, Vermont

Sample Description:

Work Order: 20D0510

Date Received: 4/11/2020

Field Sample #: MW-1-FD

Sampled: 4/10/2020 11:35

Sample ID: 20D0510-02

Sample Matrix: Ground Water

Volatile Organic Compounds by GC/MS

Analyte	Results	RL	DL	Units	Dilution	Flag/Qual	Method	Date Prepared	Date/Time Analyzed	Analyst
Diisopropyl Ether (DIPE)	ND	0.50	0.17	µg/L	1		SW-846 8260C-D	4/13/20	4/14/20 1:21	EEH
1,4-Dioxane	ND	50	22	µg/L	1		SW-846 8260C-D	4/13/20	4/14/20 1:21	EEH
Ethylbenzene	ND	1.0	0.13	µg/L	1		SW-846 8260C-D	4/13/20	4/14/20 1:21	EEH
Hexachlorobutadiene	ND	0.60	0.47	µg/L	1		SW-846 8260C-D	4/13/20	4/14/20 1:21	EEH
2-Hexanone (MBK)	ND	10	1.5	µg/L	1		SW-846 8260C-D	4/13/20	4/14/20 1:21	EEH
Isopropylbenzene (Cumene)	ND	1.0	0.17	µg/L	1		SW-846 8260C-D	4/13/20	4/14/20 1:21	EEH
p-Isopropyltoluene (p-Cymene)	ND	1.0	0.20	µg/L	1		SW-846 8260C-D	4/13/20	4/14/20 1:21	EEH
Methyl Acetate	ND	1.0	0.42	µg/L	1		SW-846 8260C-D	4/13/20	4/14/20 1:21	EEH
Methyl tert-Butyl Ether (MTBE)	ND	1.0	0.25	µg/L	1		SW-846 8260C-D	4/13/20	4/14/20 1:21	EEH
Methyl Cyclohexane	ND	1.0	0.20	µg/L	1		SW-846 8260C-D	4/13/20	4/14/20 1:21	EEH
Methylene Chloride	ND	5.0	0.34	µg/L	1		SW-846 8260C-D	4/13/20	4/14/20 1:21	EEH
4-Methyl-2-pentanone (MIBK)	ND	10	1.7	µg/L	1		SW-846 8260C-D	4/13/20	4/14/20 1:21	EEH
Naphthalene	ND	2.0	0.31	µg/L	1		SW-846 8260C-D	4/13/20	4/14/20 1:21	EEH
n-Propylbenzene	ND	1.0	0.13	µg/L	1		SW-846 8260C-D	4/13/20	4/14/20 1:21	EEH
Styrene	ND	1.0	0.11	µg/L	1		SW-846 8260C-D	4/13/20	4/14/20 1:21	EEH
1,1,1,2-Tetrachloroethane	ND	1.0	0.27	µg/L	1		SW-846 8260C-D	4/13/20	4/14/20 1:21	EEH
1,1,2,2-Tetrachloroethane	ND	0.50	0.22	µg/L	1		SW-846 8260C-D	4/13/20	4/14/20 1:21	EEH
Tetrachloroethylene	ND	1.0	0.18	µg/L	1		SW-846 8260C-D	4/13/20	4/14/20 1:21	EEH
Tetrahydrofuran	ND	10	0.51	µg/L	1		SW-846 8260C-D	4/13/20	4/14/20 1:21	EEH
Toluene	ND	1.0	0.14	µg/L	1		SW-846 8260C-D	4/13/20	4/14/20 1:21	EEH
1,2,3-Trichlorobenzene	ND	5.0	0.57	µg/L	1		SW-846 8260C-D	4/13/20	4/14/20 1:21	EEH
1,2,4-Trichlorobenzene	ND	1.0	0.40	µg/L	1		SW-846 8260C-D	4/13/20	4/14/20 1:21	EEH
1,3,5-Trichlorobenzene	ND	1.0	0.30	µg/L	1		SW-846 8260C-D	4/13/20	4/14/20 1:21	EEH
1,1,1-Trichloroethane	ND	1.0	0.20	µg/L	1		SW-846 8260C-D	4/13/20	4/14/20 1:21	EEH
1,1,2-Trichloroethane	ND	1.0	0.16	µg/L	1		SW-846 8260C-D	4/13/20	4/14/20 1:21	EEH
Trichloroethylene	ND	1.0	0.24	µg/L	1		SW-846 8260C-D	4/13/20	4/14/20 1:21	EEH
Trichlorofluoromethane (Freon 11)	ND	2.0	0.33	µg/L	1		SW-846 8260C-D	4/13/20	4/14/20 1:21	EEH
1,2,3-Trichloropropane	ND	2.0	0.25	µg/L	1		SW-846 8260C-D	4/13/20	4/14/20 1:21	EEH
1,1,2-Trichloro-1,2,2-trifluoroethane (Freon 113)	ND	1.0	0.32	µg/L	1		SW-846 8260C-D	4/13/20	4/14/20 1:21	EEH
1,2,4-Trimethylbenzene	ND	1.0	0.18	µg/L	1		SW-846 8260C-D	4/13/20	4/14/20 1:21	EEH
1,3,5-Trimethylbenzene	ND	1.0	0.14	µg/L	1		SW-846 8260C-D	4/13/20	4/14/20 1:21	EEH
Vinyl Chloride	ND	2.0	0.45	µg/L	1		SW-846 8260C-D	4/13/20	4/14/20 1:21	EEH
m+p Xylene	ND	2.0	0.30	µg/L	1		SW-846 8260C-D	4/13/20	4/14/20 1:21	EEH
o-Xylene	ND	1.0	0.17	µg/L	1		SW-846 8260C-D	4/13/20	4/14/20 1:21	EEH
Surrogates		% Recovery	Recovery Limits			Flag/Qual				
1,2-Dichloroethane-d4		93.8	70-130						4/14/20 1:21	
Toluene-d8		98.8	70-130						4/14/20 1:21	
4-Bromofluorobenzene		101	70-130						4/14/20 1:21	

39 Spruce Street * East Longmeadow, MA 01028 * FAX 413/525-6405 * TEL. 413/525-2332

Project Location: Hyde Park, Vermont

Sample Description:

Work Order: 20D0510

Date Received: 4/11/2020

Field Sample #: MW-1-FD

Sampled: 4/10/2020 11:35

Sample ID: 20D0510-02

Sample Matrix: Ground Water

Semivolatile Organic Compounds by GC/MS

Analyte	Results	RL	DL	Units	Dilution	Flag/Qual	Method	Date Prepared	Date/Time Analyzed	Analyst
Acenaphthene (SIM)	ND	0.30	0.033	µg/L	1		SW-846 8270D-E	4/16/20	4/18/20 20:11	IMR
Acenaphthylene (SIM)	ND	0.20	0.035	µg/L	1		SW-846 8270D-E	4/16/20	4/18/20 20:11	IMR
Acetophenone	ND	10	0.40	µg/L	1		SW-846 8270D-E	4/16/20	4/20/20 11:13	BGL
Aniline	ND	5.1	0.76	µg/L	1		SW-846 8270D-E	4/16/20	4/20/20 11:13	BGL
Anthracene (SIM)	ND	0.20	0.032	µg/L	1		SW-846 8270D-E	4/16/20	4/18/20 20:11	IMR
Benzidine	ND	20	17	µg/L	1	V-04, V-05, V-35	SW-846 8270D-E	4/16/20	4/20/20 11:13	BGL
Benzo(a)anthracene (SIM)	ND	0.051	0.016	µg/L	1		SW-846 8270D-E	4/16/20	4/18/20 20:11	IMR
Benzo(a)pyrene (SIM)	ND	0.10	0.012	µg/L	1		SW-846 8270D-E	4/16/20	4/18/20 20:11	IMR
Benzo(b)fluoranthene (SIM)	ND	0.051	0.015	µg/L	1		SW-846 8270D-E	4/16/20	4/18/20 20:11	IMR
Benzo(g,h,i)perylene (SIM)	ND	0.51	0.018	µg/L	1		SW-846 8270D-E	4/16/20	4/18/20 20:11	IMR
Benzo(k)fluoranthene (SIM)	ND	0.20	0.012	µg/L	1		SW-846 8270D-E	4/16/20	4/18/20 20:11	IMR
Benzoic Acid	ND	10	5.4	µg/L	1		SW-846 8270D-E	4/16/20	4/20/20 11:13	BGL
Bis(2-chloroethoxy)methane	ND	10	0.48	µg/L	1		SW-846 8270D-E	4/16/20	4/20/20 11:13	BGL
Bis(2-chloroethyl)ether	ND	10	0.52	µg/L	1		SW-846 8270D-E	4/16/20	4/20/20 11:13	BGL
Bis(2-chloroisopropyl)ether	ND	10	0.74	µg/L	1		SW-846 8270D-E	4/16/20	4/20/20 11:13	BGL
Bis(2-Ethylhexyl)phthalate	ND	10	0.52	µg/L	1		SW-846 8270D-E	4/16/20	4/20/20 11:13	BGL
4-Bromophenylphenylether	ND	10	0.30	µg/L	1		SW-846 8270D-E	4/16/20	4/20/20 11:13	BGL
Butylbenzylphthalate	ND	10	0.30	µg/L	1		SW-846 8270D-E	4/16/20	4/20/20 11:13	BGL
Carbazole	ND	10	0.29	µg/L	1		SW-846 8270D-E	4/16/20	4/20/20 11:13	BGL
4-Chloroaniline	ND	10	0.34	µg/L	1	V-34	SW-846 8270D-E	4/16/20	4/20/20 11:13	BGL
4-Chloro-3-methylphenol	ND	10	0.49	µg/L	1		SW-846 8270D-E	4/16/20	4/20/20 11:13	BGL
2-Chloronaphthalene	ND	10	0.46	µg/L	1		SW-846 8270D-E	4/16/20	4/20/20 11:13	BGL
2-Chlorophenol	ND	10	0.38	µg/L	1		SW-846 8270D-E	4/16/20	4/20/20 11:13	BGL
4-Chlorophenylphenylether	ND	10	0.32	µg/L	1		SW-846 8270D-E	4/16/20	4/20/20 11:13	BGL
Chrysene (SIM)	ND	0.20	0.015	µg/L	1		SW-846 8270D-E	4/16/20	4/18/20 20:11	IMR
Dibenz(a,h)anthracene (SIM)	ND	0.10	0.017	µg/L	1		SW-846 8270D-E	4/16/20	4/18/20 20:11	IMR
Dibenzofuran	ND	5.1	0.27	µg/L	1		SW-846 8270D-E	4/16/20	4/20/20 11:13	BGL
Di-n-butylphthalate	ND	10	0.46	µg/L	1		SW-846 8270D-E	4/16/20	4/20/20 11:13	BGL
1,2-Dichlorobenzene	ND	5.1	0.46	µg/L	1		SW-846 8270D-E	4/16/20	4/20/20 11:13	BGL
1,3-Dichlorobenzene	ND	5.1	0.47	µg/L	1		SW-846 8270D-E	4/16/20	4/20/20 11:13	BGL
1,4-Dichlorobenzene	ND	5.1	0.39	µg/L	1		SW-846 8270D-E	4/16/20	4/20/20 11:13	BGL
3,3-Dichlorobenzidine	ND	10	0.36	µg/L	1	V-20	SW-846 8270D-E	4/16/20	4/20/20 11:13	BGL
2,4-Dichlorophenol	ND	10	0.30	µg/L	1		SW-846 8270D-E	4/16/20	4/20/20 11:13	BGL
Diethylphthalate	ND	10	0.23	µg/L	1		SW-846 8270D-E	4/16/20	4/20/20 11:13	BGL
2,4-Dimethylphenol	ND	10	0.80	µg/L	1		SW-846 8270D-E	4/16/20	4/20/20 11:13	BGL
Dimethylphthalate	ND	10	0.31	µg/L	1		SW-846 8270D-E	4/16/20	4/20/20 11:13	BGL
4,6-Dinitro-2-methylphenol	ND	10	2.0	µg/L	1		SW-846 8270D-E	4/16/20	4/20/20 11:13	BGL
2,4-Dinitrophenol	ND	10	1.6	µg/L	1		SW-846 8270D-E	4/16/20	4/20/20 11:13	BGL
2,4-Dinitrotoluene	ND	10	0.33	µg/L	1		SW-846 8270D-E	4/16/20	4/20/20 11:13	BGL
2,6-Dinitrotoluene	ND	10	0.35	µg/L	1		SW-846 8270D-E	4/16/20	4/20/20 11:13	BGL
Di-n-octylphthalate	ND	10	0.53	µg/L	1		SW-846 8270D-E	4/16/20	4/20/20 11:13	BGL
1,2-Diphenylhydrazine/Azobenzene	ND	10	0.38	µg/L	1		SW-846 8270D-E	4/16/20	4/20/20 11:13	BGL
Fluoranthene (SIM)	ND	0.51	0.025	µg/L	1		SW-846 8270D-E	4/16/20	4/18/20 20:11	IMR
Fluorene (SIM)	ND	1.0	0.034	µg/L	1		SW-846 8270D-E	4/16/20	4/18/20 20:11	IMR

39 Spruce Street * East Longmeadow, MA 01028 * FAX 413/525-6405 * TEL. 413/525-2332

Project Location: Hyde Park, Vermont

Sample Description:

Work Order: 20D0510

Date Received: 4/11/2020

Field Sample #: MW-1-FD

Sampled: 4/10/2020 11:35

Sample ID: 20D0510-02

Sample Matrix: Ground Water

Semivolatile Organic Compounds by GC/MS

Analyte	Results	RL	DL	Units	Dilution	Flag/Qual	Method	Date Prepared	Date/Time Analyzed	Analyst
Hexachlorobenzene	ND	10	0.44	µg/L	1		SW-846 8270D-E	4/16/20	4/20/20 11:13	BGL
Hexachlorobutadiene	ND	10	0.60	µg/L	1		SW-846 8270D-E	4/16/20	4/20/20 11:13	BGL
Hexachlorocyclopentadiene	ND	10	4.8	µg/L	1		SW-846 8270D-E	4/16/20	4/20/20 11:13	BGL
Hexachloroethane	ND	10	0.53	µg/L	1		SW-846 8270D-E	4/16/20	4/20/20 11:13	BGL
Indeno(1,2,3-cd)pyrene (SIM)	ND	0.10	0.018	µg/L	1		SW-846 8270D-E	4/16/20	4/18/20 20:11	IMR
Isophorone	ND	10	0.30	µg/L	1		SW-846 8270D-E	4/16/20	4/20/20 11:13	BGL
1-Methylnaphthalene	ND	5.1	0.29	µg/L	1		SW-846 8270D-E	4/16/20	4/20/20 11:13	BGL
2-Methylnaphthalene (SIM)	ND	1.0	0.063	µg/L	1		SW-846 8270D-E	4/16/20	4/18/20 20:11	IMR
2-Methylphenol	ND	10	0.46	µg/L	1		SW-846 8270D-E	4/16/20	4/20/20 11:13	BGL
3/4-Methylphenol	ND	10	0.21	µg/L	1		SW-846 8270D-E	4/16/20	4/20/20 11:13	BGL
Naphthalene (SIM)	ND	1.0	0.26	µg/L	1		SW-846 8270D-E	4/16/20	4/18/20 20:11	IMR
2-Nitroaniline	ND	10	0.40	µg/L	1		SW-846 8270D-E	4/16/20	4/20/20 11:13	BGL
3-Nitroaniline	ND	10	0.42	µg/L	1		SW-846 8270D-E	4/16/20	4/20/20 11:13	BGL
4-Nitroaniline	ND	10	0.50	µg/L	1		SW-846 8270D-E	4/16/20	4/20/20 11:13	BGL
Nitrobenzene	ND	10	0.41	µg/L	1		SW-846 8270D-E	4/16/20	4/20/20 11:13	BGL
2-Nitrophenol	ND	10	0.42	µg/L	1		SW-846 8270D-E	4/16/20	4/20/20 11:13	BGL
4-Nitrophenol	ND	10	0.63	µg/L	1		SW-846 8270D-E	4/16/20	4/20/20 11:13	BGL
N-Nitrosodimethylamine	ND	10	1.8	µg/L	1	L-04	SW-846 8270D-E	4/16/20	4/20/20 11:13	BGL
N-Nitrosodiphenylamine/Diphenylamine	ND	10	0.30	µg/L	1		SW-846 8270D-E	4/16/20	4/20/20 11:13	BGL
N-Nitrosodi-n-propylamine	ND	10	0.52	µg/L	1		SW-846 8270D-E	4/16/20	4/20/20 11:13	BGL
Pentachloronitrobenzene	ND	10	1.5	µg/L	1		SW-846 8270D-E	4/16/20	4/20/20 11:13	BGL
Pentachlorophenol	ND	10	0.34	µg/L	1		SW-846 8270D-E	4/16/20	4/20/20 11:13	BGL
Phenanthrene (SIM)	ND	0.051	0.030	µg/L	1		SW-846 8270D-E	4/16/20	4/18/20 20:11	IMR
Phenol	ND	10	0.20	µg/L	1		SW-846 8270D-E	4/16/20	4/20/20 11:13	BGL
Pyrene (SIM)	ND	1.0	0.023	µg/L	1		SW-846 8270D-E	4/16/20	4/18/20 20:11	IMR
Pyridine	ND	5.1	2.9	µg/L	1		SW-846 8270D-E	4/16/20	4/20/20 11:13	BGL
1,2,4,5-Tetrachlorobenzene	ND	10	0.34	µg/L	1		SW-846 8270D-E	4/16/20	4/20/20 11:13	BGL
1,2,4-Trichlorobenzene	ND	5.1	0.56	µg/L	1		SW-846 8270D-E	4/16/20	4/20/20 11:13	BGL
2,4,5-Trichlorophenol	ND	10	0.48	µg/L	1		SW-846 8270D-E	4/16/20	4/20/20 11:13	BGL
2,4,6-Trichlorophenol	ND	10	0.34	µg/L	1		SW-846 8270D-E	4/16/20	4/20/20 11:13	BGL

Surrogates	% Recovery	Recovery Limits	Flag/Qual
2-Fluorophenol	49.6	15-110	4/20/20 11:13
Phenol-d6	37.1	15-110	4/20/20 11:13
Nitrobenzene-d5	82.4	30-130	4/18/20 20:11
Nitrobenzene-d5	76.2	30-130	4/20/20 11:13
2-Fluorobiphenyl	66.0	30-130	4/18/20 20:11
2-Fluorobiphenyl	89.3	30-130	4/20/20 11:13
2,4,6-Tribromophenol	72.2	15-110	4/20/20 11:13
p-Terphenyl-d14	66.4	30-130	4/18/20 20:11
p-Terphenyl-d14	74.3	30-130	4/20/20 11:13

39 Spruce Street * East Longmeadow, MA 01028 * FAX 413/525-6405 * TEL. 413/525-2332

Project Location: Hyde Park, Vermont

Sample Description:

Work Order: 20D0510

Date Received: 4/11/2020

Field Sample #: MW-1-FD

Sampled: 4/10/2020 11:35

Sample ID: 20D0510-02

Sample Matrix: Ground Water

Metals Analyses (Total)

Analyte	Results	RL	Units	Dilution	Flag/Qual	Method	Date Prepared	Date/Time Analyzed	Analyst
Antimony	ND	1.0	µg/L	1		SW-846 6020B	4/14/20	4/15/20 12:35	QNW
Arsenic	ND	0.80	µg/L	1		SW-846 6020B	4/14/20	4/15/20 12:35	QNW
Barium	34	10	µg/L	1		SW-846 6020B	4/14/20	4/15/20 12:35	QNW
Beryllium	ND	0.40	µg/L	1		SW-846 6020B	4/14/20	4/15/20 12:35	QNW
Cadmium	ND	0.20	µg/L	1		SW-846 6020B	4/14/20	4/15/20 12:35	QNW
Chromium	1.6	1.0	µg/L	1		SW-846 6020B	4/14/20	4/15/20 12:35	QNW
Copper	8.4	1.0	µg/L	1		SW-846 6020B	4/14/20	4/15/20 12:35	QNW
Lead	ND	0.50	µg/L	1		SW-846 6020B	4/14/20	4/15/20 12:35	QNW
Mercury	ND	0.00010	mg/L	1		SW-846 7470A	4/13/20	4/15/20 11:55	CJV
Nickel	17	5.0	µg/L	1		SW-846 6020B	4/14/20	4/15/20 12:35	QNW
Selenium	ND	5.0	µg/L	1		SW-846 6020B	4/14/20	4/15/20 12:35	QNW
Silver	ND	0.20	µg/L	1		SW-846 6020B	4/14/20	4/15/20 12:35	QNW
Thallium	ND	0.20	µg/L	1		SW-846 6020B	4/14/20	4/15/20 12:35	QNW
Zinc	ND	10	µg/L	1		SW-846 6020B	4/14/20	4/15/20 12:35	QNW

39 Spruce Street * East Longmeadow, MA 01028 * FAX 413/525-6405 * TEL. 413/525-2332

Project Location: Hyde Park, Vermont

Sample Description:

Work Order: 20D0510

Date Received: 4/11/2020

Field Sample #: MW-2

Sampled: 4/10/2020 14:20

Sample ID: 20D0510-03

Sample Matrix: Ground Water

Volatile Organic Compounds by GC/MS

Analyte	Results	RL	DL	Units	Dilution	Flag/Qual	Method	Date Prepared	Date/Time Analyzed	Analyst
Acetone	6.1	50	3.8	µg/L	1	J	SW-846 8260C-D	4/13/20	4/14/20 1:48	EEH
Acrylonitrile	ND	5.0	0.52	µg/L	1		SW-846 8260C-D	4/13/20	4/14/20 1:48	EEH
tert-Amyl Methyl Ether (TAME)	ND	0.50	0.14	µg/L	1		SW-846 8260C-D	4/13/20	4/14/20 1:48	EEH
Benzene	ND	1.0	0.18	µg/L	1		SW-846 8260C-D	4/13/20	4/14/20 1:48	EEH
Bromobenzene	ND	1.0	0.15	µg/L	1		SW-846 8260C-D	4/13/20	4/14/20 1:48	EEH
Bromochloromethane	ND	1.0	0.32	µg/L	1		SW-846 8260C-D	4/13/20	4/14/20 1:48	EEH
Bromodichloromethane	ND	0.50	0.16	µg/L	1		SW-846 8260C-D	4/13/20	4/14/20 1:48	EEH
Bromoform	ND	1.0	0.46	µg/L	1		SW-846 8260C-D	4/13/20	4/14/20 1:48	EEH
Bromomethane	ND	2.0	0.78	µg/L	1	V-05	SW-846 8260C-D	4/13/20	4/14/20 1:48	EEH
2-Butanone (MEK)	ND	20	1.9	µg/L	1		SW-846 8260C-D	4/13/20	4/14/20 1:48	EEH
tert-Butyl Alcohol (TBA)	ND	20	4.2	µg/L	1		SW-846 8260C-D	4/13/20	4/14/20 1:48	EEH
n-Butylbenzene	ND	1.0	0.21	µg/L	1		SW-846 8260C-D	4/13/20	4/14/20 1:48	EEH
sec-Butylbenzene	ND	1.0	0.16	µg/L	1		SW-846 8260C-D	4/13/20	4/14/20 1:48	EEH
tert-Butylbenzene	ND	1.0	0.17	µg/L	1		SW-846 8260C-D	4/13/20	4/14/20 1:48	EEH
tert-Butyl Ethyl Ether (TBEE)	ND	0.50	0.16	µg/L	1		SW-846 8260C-D	4/13/20	4/14/20 1:48	EEH
Carbon Disulfide	ND	5.0	4.4	µg/L	1		SW-846 8260C-D	4/13/20	4/14/20 1:48	EEH
Carbon Tetrachloride	ND	5.0	0.11	µg/L	1		SW-846 8260C-D	4/13/20	4/14/20 1:48	EEH
Chlorobenzene	ND	1.0	0.15	µg/L	1		SW-846 8260C-D	4/13/20	4/14/20 1:48	EEH
Chlorodibromomethane	ND	0.50	0.21	µg/L	1		SW-846 8260C-D	4/13/20	4/14/20 1:48	EEH
Chloroethane	ND	2.0	0.35	µg/L	1		SW-846 8260C-D	4/13/20	4/14/20 1:48	EEH
Chloroform	ND	2.0	0.17	µg/L	1		SW-846 8260C-D	4/13/20	4/14/20 1:48	EEH
Chloromethane	ND	2.0	0.45	µg/L	1	V-05	SW-846 8260C-D	4/13/20	4/14/20 1:48	EEH
2-Chlorotoluene	ND	1.0	0.12	µg/L	1		SW-846 8260C-D	4/13/20	4/14/20 1:48	EEH
4-Chlorotoluene	ND	1.0	0.14	µg/L	1		SW-846 8260C-D	4/13/20	4/14/20 1:48	EEH
1,2-Dibromo-3-chloropropane (DBCP)	ND	5.0	0.53	µg/L	1		SW-846 8260C-D	4/13/20	4/14/20 1:48	EEH
1,2-Dibromoethane (EDB)	ND	0.50	0.19	µg/L	1		SW-846 8260C-D	4/13/20	4/14/20 1:48	EEH
Dibromomethane	ND	1.0	0.37	µg/L	1		SW-846 8260C-D	4/13/20	4/14/20 1:48	EEH
1,2-Dichlorobenzene	ND	1.0	0.16	µg/L	1		SW-846 8260C-D	4/13/20	4/14/20 1:48	EEH
1,3-Dichlorobenzene	ND	1.0	0.12	µg/L	1		SW-846 8260C-D	4/13/20	4/14/20 1:48	EEH
1,4-Dichlorobenzene	ND	1.0	0.13	µg/L	1		SW-846 8260C-D	4/13/20	4/14/20 1:48	EEH
trans-1,4-Dichloro-2-butene	ND	2.0	0.31	µg/L	1		SW-846 8260C-D	4/13/20	4/14/20 1:48	EEH
Dichlorodifluoromethane (Freon 12)	ND	2.0	0.26	µg/L	1		SW-846 8260C-D	4/13/20	4/14/20 1:48	EEH
1,1-Dichloroethane	ND	1.0	0.16	µg/L	1		SW-846 8260C-D	4/13/20	4/14/20 1:48	EEH
1,2-Dichloroethane	ND	1.0	0.41	µg/L	1		SW-846 8260C-D	4/13/20	4/14/20 1:48	EEH
1,1-Dichloroethylene	ND	1.0	0.32	µg/L	1		SW-846 8260C-D	4/13/20	4/14/20 1:48	EEH
cis-1,2-Dichloroethylene	ND	1.0	0.13	µg/L	1		SW-846 8260C-D	4/13/20	4/14/20 1:48	EEH
trans-1,2-Dichloroethylene	ND	1.0	0.31	µg/L	1		SW-846 8260C-D	4/13/20	4/14/20 1:48	EEH
1,2-Dichloropropane	ND	1.0	0.20	µg/L	1		SW-846 8260C-D	4/13/20	4/14/20 1:48	EEH
1,3-Dichloropropane	ND	0.50	0.11	µg/L	1		SW-846 8260C-D	4/13/20	4/14/20 1:48	EEH
2,2-Dichloropropane	ND	1.0	0.20	µg/L	1	V-05	SW-846 8260C-D	4/13/20	4/14/20 1:48	EEH
1,1-Dichloropropene	ND	2.0	0.16	µg/L	1		SW-846 8260C-D	4/13/20	4/14/20 1:48	EEH
cis-1,3-Dichloropropene	ND	0.50	0.13	µg/L	1		SW-846 8260C-D	4/13/20	4/14/20 1:48	EEH
trans-1,3-Dichloropropene	ND	0.50	0.23	µg/L	1		SW-846 8260C-D	4/13/20	4/14/20 1:48	EEH
Diethyl Ether	ND	2.0	0.34	µg/L	1		SW-846 8260C-D	4/13/20	4/14/20 1:48	EEH

39 Spruce Street * East Longmeadow, MA 01028 * FAX 413/525-6405 * TEL. 413/525-2332

Project Location: Hyde Park, Vermont

Sample Description:

Work Order: 20D0510

Date Received: 4/11/2020

Field Sample #: MW-2

Sampled: 4/10/2020 14:20

Sample ID: 20D0510-03

Sample Matrix: Ground Water

Volatile Organic Compounds by GC/MS

Analyte	Results	RL	DL	Units	Dilution	Flag/Qual	Method	Date Prepared	Date/Time Analyzed	Analyst
Diisopropyl Ether (DIPE)	ND	0.50	0.17	µg/L	1		SW-846 8260C-D	4/13/20	4/14/20 1:48	EEH
1,4-Dioxane	ND	50	22	µg/L	1		SW-846 8260C-D	4/13/20	4/14/20 1:48	EEH
Ethylbenzene	ND	1.0	0.13	µg/L	1		SW-846 8260C-D	4/13/20	4/14/20 1:48	EEH
Hexachlorobutadiene	ND	0.60	0.47	µg/L	1		SW-846 8260C-D	4/13/20	4/14/20 1:48	EEH
2-Hexanone (MBK)	ND	10	1.5	µg/L	1		SW-846 8260C-D	4/13/20	4/14/20 1:48	EEH
Isopropylbenzene (Cumene)	ND	1.0	0.17	µg/L	1		SW-846 8260C-D	4/13/20	4/14/20 1:48	EEH
p-Isopropyltoluene (p-Cymene)	ND	1.0	0.20	µg/L	1		SW-846 8260C-D	4/13/20	4/14/20 1:48	EEH
Methyl Acetate	ND	1.0	0.42	µg/L	1		SW-846 8260C-D	4/13/20	4/14/20 1:48	EEH
Methyl tert-Butyl Ether (MTBE)	ND	1.0	0.25	µg/L	1		SW-846 8260C-D	4/13/20	4/14/20 1:48	EEH
Methyl Cyclohexane	ND	1.0	0.20	µg/L	1		SW-846 8260C-D	4/13/20	4/14/20 1:48	EEH
Methylene Chloride	ND	5.0	0.34	µg/L	1		SW-846 8260C-D	4/13/20	4/14/20 1:48	EEH
4-Methyl-2-pentanone (MIBK)	ND	10	1.7	µg/L	1		SW-846 8260C-D	4/13/20	4/14/20 1:48	EEH
Naphthalene	ND	2.0	0.31	µg/L	1		SW-846 8260C-D	4/13/20	4/14/20 1:48	EEH
n-Propylbenzene	ND	1.0	0.13	µg/L	1		SW-846 8260C-D	4/13/20	4/14/20 1:48	EEH
Styrene	ND	1.0	0.11	µg/L	1		SW-846 8260C-D	4/13/20	4/14/20 1:48	EEH
1,1,1,2-Tetrachloroethane	ND	1.0	0.27	µg/L	1		SW-846 8260C-D	4/13/20	4/14/20 1:48	EEH
1,1,2,2-Tetrachloroethane	ND	0.50	0.22	µg/L	1		SW-846 8260C-D	4/13/20	4/14/20 1:48	EEH
Tetrachloroethylene	ND	1.0	0.18	µg/L	1		SW-846 8260C-D	4/13/20	4/14/20 1:48	EEH
Tetrahydrofuran	ND	10	0.51	µg/L	1		SW-846 8260C-D	4/13/20	4/14/20 1:48	EEH
Toluene	ND	1.0	0.14	µg/L	1		SW-846 8260C-D	4/13/20	4/14/20 1:48	EEH
1,2,3-Trichlorobenzene	ND	5.0	0.57	µg/L	1		SW-846 8260C-D	4/13/20	4/14/20 1:48	EEH
1,2,4-Trichlorobenzene	ND	1.0	0.40	µg/L	1		SW-846 8260C-D	4/13/20	4/14/20 1:48	EEH
1,3,5-Trichlorobenzene	ND	1.0	0.30	µg/L	1		SW-846 8260C-D	4/13/20	4/14/20 1:48	EEH
1,1,1-Trichloroethane	ND	1.0	0.20	µg/L	1		SW-846 8260C-D	4/13/20	4/14/20 1:48	EEH
1,1,2-Trichloroethane	ND	1.0	0.16	µg/L	1		SW-846 8260C-D	4/13/20	4/14/20 1:48	EEH
Trichloroethylene	ND	1.0	0.24	µg/L	1		SW-846 8260C-D	4/13/20	4/14/20 1:48	EEH
Trichlorofluoromethane (Freon 11)	ND	2.0	0.33	µg/L	1		SW-846 8260C-D	4/13/20	4/14/20 1:48	EEH
1,2,3-Trichloropropane	ND	2.0	0.25	µg/L	1		SW-846 8260C-D	4/13/20	4/14/20 1:48	EEH
1,1,2-Trichloro-1,2,2-trifluoroethane (Freon 113)	ND	1.0	0.32	µg/L	1		SW-846 8260C-D	4/13/20	4/14/20 1:48	EEH
1,2,4-Trimethylbenzene	ND	1.0	0.18	µg/L	1		SW-846 8260C-D	4/13/20	4/14/20 1:48	EEH
1,3,5-Trimethylbenzene	ND	1.0	0.14	µg/L	1		SW-846 8260C-D	4/13/20	4/14/20 1:48	EEH
Vinyl Chloride	ND	2.0	0.45	µg/L	1		SW-846 8260C-D	4/13/20	4/14/20 1:48	EEH
m+p Xylene	ND	2.0	0.30	µg/L	1		SW-846 8260C-D	4/13/20	4/14/20 1:48	EEH
o-Xylene	ND	1.0	0.17	µg/L	1		SW-846 8260C-D	4/13/20	4/14/20 1:48	EEH
Surrogates		% Recovery	Recovery Limits			Flag/Qual				
1,2-Dichloroethane-d4		93.8	70-130						4/14/20 1:48	
Toluene-d8		99.9	70-130						4/14/20 1:48	
4-Bromofluorobenzene		102	70-130						4/14/20 1:48	

39 Spruce Street * East Longmeadow, MA 01028 * FAX 413/525-6405 * TEL. 413/525-2332

Project Location: Hyde Park, Vermont

Sample Description:

Work Order: 20D0510

Date Received: 4/11/2020

Field Sample #: MW-2

Sampled: 4/10/2020 14:20

Sample ID: 20D0510-03

Sample Matrix: Ground Water

Semivolatile Organic Compounds by GC/MS

Analyte	Results	RL	DL	Units	Dilution	Flag/Qual	Method	Date Prepared	Date/Time Analyzed	Analyst
Acenaphthene (SIM)	ND	0.31	0.034	µg/L	1		SW-846 8270D-E	4/16/20	4/18/20 20:57	IMR
Acenaphthylene (SIM)	ND	0.21	0.036	µg/L	1		SW-846 8270D-E	4/16/20	4/18/20 20:57	IMR
Acetophenone	ND	10	0.40	µg/L	1		SW-846 8270D-E	4/16/20	4/20/20 11:37	BGL
Aniline	ND	5.1	0.77	µg/L	1		SW-846 8270D-E	4/16/20	4/20/20 11:37	BGL
Anthracene (SIM)	ND	0.21	0.033	µg/L	1		SW-846 8270D-E	4/16/20	4/18/20 20:57	IMR
Benzidine	ND	21	17	µg/L	1	V-04, V-05, V-35	SW-846 8270D-E	4/16/20	4/20/20 11:37	BGL
Benzo(a)anthracene (SIM)	0.023	0.051	0.016	µg/L	1	J	SW-846 8270D-E	4/16/20	4/18/20 20:57	IMR
Benzo(a)pyrene (SIM)	0.036	0.10	0.012	µg/L	1	J	SW-846 8270D-E	4/16/20	4/18/20 20:57	IMR
Benzo(b)fluoranthene (SIM)	0.057	0.051	0.015	µg/L	1		SW-846 8270D-E	4/16/20	4/18/20 20:57	IMR
Benzo(g,h,i)perylene (SIM)	0.044	0.51	0.018	µg/L	1	J	SW-846 8270D-E	4/16/20	4/18/20 20:57	IMR
Benzo(k)fluoranthene (SIM)	0.021	0.21	0.012	µg/L	1	J	SW-846 8270D-E	4/16/20	4/18/20 20:57	IMR
Benzoic Acid	ND	10	5.5	µg/L	1		SW-846 8270D-E	4/16/20	4/20/20 11:37	BGL
Bis(2-chloroethoxy)methane	ND	10	0.48	µg/L	1		SW-846 8270D-E	4/16/20	4/20/20 11:37	BGL
Bis(2-chloroethyl)ether	ND	10	0.53	µg/L	1		SW-846 8270D-E	4/16/20	4/20/20 11:37	BGL
Bis(2-chloroisopropyl)ether	ND	10	0.75	µg/L	1		SW-846 8270D-E	4/16/20	4/20/20 11:37	BGL
Bis(2-Ethylhexyl)phthalate	ND	10	0.53	µg/L	1		SW-846 8270D-E	4/16/20	4/20/20 11:37	BGL
4-Bromophenylphenylether	ND	10	0.30	µg/L	1		SW-846 8270D-E	4/16/20	4/20/20 11:37	BGL
Butylbenzylphthalate	ND	10	0.30	µg/L	1		SW-846 8270D-E	4/16/20	4/20/20 11:37	BGL
Carbazole	ND	10	0.29	µg/L	1		SW-846 8270D-E	4/16/20	4/20/20 11:37	BGL
4-Chloroaniline	ND	10	0.35	µg/L	1	V-34	SW-846 8270D-E	4/16/20	4/20/20 11:37	BGL
4-Chloro-3-methylphenol	ND	10	0.49	µg/L	1		SW-846 8270D-E	4/16/20	4/20/20 11:37	BGL
2-Chloronaphthalene	ND	10	0.47	µg/L	1		SW-846 8270D-E	4/16/20	4/20/20 11:37	BGL
2-Chlorophenol	ND	10	0.39	µg/L	1		SW-846 8270D-E	4/16/20	4/20/20 11:37	BGL
4-Chlorophenylphenylether	ND	10	0.32	µg/L	1		SW-846 8270D-E	4/16/20	4/20/20 11:37	BGL
Chrysene (SIM)	0.027	0.21	0.015	µg/L	1	J	SW-846 8270D-E	4/16/20	4/18/20 20:57	IMR
Dibenz(a,h)anthracene (SIM)	ND	0.10	0.017	µg/L	1		SW-846 8270D-E	4/16/20	4/18/20 20:57	IMR
Dibenzofuran	ND	5.1	0.27	µg/L	1		SW-846 8270D-E	4/16/20	4/20/20 11:37	BGL
Di-n-butylphthalate	0.48	10	0.47	µg/L	1	J	SW-846 8270D-E	4/16/20	4/20/20 11:37	BGL
1,2-Dichlorobenzene	ND	5.1	0.47	µg/L	1		SW-846 8270D-E	4/16/20	4/20/20 11:37	BGL
1,3-Dichlorobenzene	ND	5.1	0.47	µg/L	1		SW-846 8270D-E	4/16/20	4/20/20 11:37	BGL
1,4-Dichlorobenzene	ND	5.1	0.39	µg/L	1		SW-846 8270D-E	4/16/20	4/20/20 11:37	BGL
3,3-Dichlorobenzidine	ND	10	0.37	µg/L	1	V-20	SW-846 8270D-E	4/16/20	4/20/20 11:37	BGL
2,4-Dichlorophenol	ND	10	0.31	µg/L	1		SW-846 8270D-E	4/16/20	4/20/20 11:37	BGL
Diethylphthalate	ND	10	0.23	µg/L	1		SW-846 8270D-E	4/16/20	4/20/20 11:37	BGL
2,4-Dimethylphenol	ND	10	0.82	µg/L	1		SW-846 8270D-E	4/16/20	4/20/20 11:37	BGL
Dimethylphthalate	ND	10	0.31	µg/L	1		SW-846 8270D-E	4/16/20	4/20/20 11:37	BGL
4,6-Dinitro-2-methylphenol	ND	10	2.0	µg/L	1		SW-846 8270D-E	4/16/20	4/20/20 11:37	BGL
2,4-Dinitrophenol	ND	10	1.7	µg/L	1		SW-846 8270D-E	4/16/20	4/20/20 11:37	BGL
2,4-Dinitrotoluene	ND	10	0.34	µg/L	1		SW-846 8270D-E	4/16/20	4/20/20 11:37	BGL
2,6-Dinitrotoluene	ND	10	0.35	µg/L	1		SW-846 8270D-E	4/16/20	4/20/20 11:37	BGL
Di-n-octylphthalate	ND	10	0.54	µg/L	1		SW-846 8270D-E	4/16/20	4/20/20 11:37	BGL
1,2-Diphenylhydrazine/Azobenzene	ND	10	0.38	µg/L	1		SW-846 8270D-E	4/16/20	4/20/20 11:37	BGL
Fluoranthene (SIM)	0.040	0.51	0.026	µg/L	1	J	SW-846 8270D-E	4/16/20	4/18/20 20:57	IMR
Fluorene (SIM)	ND	1.0	0.035	µg/L	1		SW-846 8270D-E	4/16/20	4/18/20 20:57	IMR

39 Spruce Street * East Longmeadow, MA 01028 * FAX 413/525-6405 * TEL. 413/525-2332

Project Location: Hyde Park, Vermont

Sample Description:

Work Order: 20D0510

Date Received: 4/11/2020

Field Sample #: MW-2

Sampled: 4/10/2020 14:20

Sample ID: 20D0510-03

Sample Matrix: Ground Water

Semivolatile Organic Compounds by GC/MS

Analyte	Results	RL	DL	Units	Dilution	Flag/Qual	Method	Date Prepared	Date/Time Analyzed	Analyst
Hexachlorobenzene	ND	10	0.44	µg/L	1		SW-846 8270D-E	4/16/20	4/20/20 11:37	BGL
Hexachlorobutadiene	ND	10	0.61	µg/L	1		SW-846 8270D-E	4/16/20	4/20/20 11:37	BGL
Hexachlorocyclopentadiene	ND	10	4.9	µg/L	1		SW-846 8270D-E	4/16/20	4/20/20 11:37	BGL
Hexachloroethane	ND	10	0.54	µg/L	1		SW-846 8270D-E	4/16/20	4/20/20 11:37	BGL
Indeno(1,2,3-cd)pyrene (SIM)	0.048	0.10	0.018	µg/L	1	J	SW-846 8270D-E	4/16/20	4/18/20 20:57	IMR
Isophorone	ND	10	0.31	µg/L	1		SW-846 8270D-E	4/16/20	4/20/20 11:37	BGL
1-Methylnaphthalene	ND	5.1	0.29	µg/L	1		SW-846 8270D-E	4/16/20	4/20/20 11:37	BGL
2-Methylnaphthalene (SIM)	ND	1.0	0.064	µg/L	1		SW-846 8270D-E	4/16/20	4/18/20 20:57	IMR
2-Methylphenol	ND	10	0.47	µg/L	1		SW-846 8270D-E	4/16/20	4/20/20 11:37	BGL
3/4-Methylphenol	ND	10	0.21	µg/L	1		SW-846 8270D-E	4/16/20	4/20/20 11:37	BGL
Naphthalene (SIM)	ND	1.0	0.26	µg/L	1		SW-846 8270D-E	4/16/20	4/18/20 20:57	IMR
2-Nitroaniline	ND	10	0.41	µg/L	1		SW-846 8270D-E	4/16/20	4/20/20 11:37	BGL
3-Nitroaniline	ND	10	0.42	µg/L	1		SW-846 8270D-E	4/16/20	4/20/20 11:37	BGL
4-Nitroaniline	ND	10	0.51	µg/L	1		SW-846 8270D-E	4/16/20	4/20/20 11:37	BGL
Nitrobenzene	ND	10	0.42	µg/L	1		SW-846 8270D-E	4/16/20	4/20/20 11:37	BGL
2-Nitrophenol	ND	10	0.43	µg/L	1		SW-846 8270D-E	4/16/20	4/20/20 11:37	BGL
4-Nitrophenol	ND	10	0.64	µg/L	1		SW-846 8270D-E	4/16/20	4/20/20 11:37	BGL
N-Nitrosodimethylamine	ND	10	1.9	µg/L	1	L-04	SW-846 8270D-E	4/16/20	4/20/20 11:37	BGL
N-Nitrosodiphenylamine/Diphenylamine	ND	10	0.30	µg/L	1		SW-846 8270D-E	4/16/20	4/20/20 11:37	BGL
N-Nitrosodi-n-propylamine	ND	10	0.53	µg/L	1		SW-846 8270D-E	4/16/20	4/20/20 11:37	BGL
Pentachloronitrobenzene	ND	10	1.5	µg/L	1		SW-846 8270D-E	4/16/20	4/20/20 11:37	BGL
Pentachlorophenol	ND	10	0.34	µg/L	1		SW-846 8270D-E	4/16/20	4/20/20 11:37	BGL
Phenanthrene (SIM)	ND	0.051	0.031	µg/L	1		SW-846 8270D-E	4/16/20	4/18/20 20:57	IMR
Phenol	ND	10	0.20	µg/L	1		SW-846 8270D-E	4/16/20	4/20/20 11:37	BGL
Pyrene (SIM)	0.037	1.0	0.024	µg/L	1	J	SW-846 8270D-E	4/16/20	4/18/20 20:57	IMR
Pyridine	ND	5.1	2.9	µg/L	1		SW-846 8270D-E	4/16/20	4/20/20 11:37	BGL
1,2,4,5-Tetrachlorobenzene	ND	10	0.34	µg/L	1		SW-846 8270D-E	4/16/20	4/20/20 11:37	BGL
1,2,4-Trichlorobenzene	ND	5.1	0.57	µg/L	1		SW-846 8270D-E	4/16/20	4/20/20 11:37	BGL
2,4,5-Trichlorophenol	ND	10	0.49	µg/L	1		SW-846 8270D-E	4/16/20	4/20/20 11:37	BGL
2,4,6-Trichlorophenol	ND	10	0.34	µg/L	1		SW-846 8270D-E	4/16/20	4/20/20 11:37	BGL

Surrogates	% Recovery	Recovery Limits	Flag/Qual
2-Fluorophenol	56.8	15-110	4/20/20 11:37
Phenol-d6	41.6	15-110	4/20/20 11:37
Nitrobenzene-d5	80.4	30-130	4/20/20 11:37
Nitrobenzene-d5	87.9	30-130	4/18/20 20:57
2-Fluorobiphenyl	95.9	30-130	4/20/20 11:37
2-Fluorobiphenyl	63.8	30-130	4/18/20 20:57
2,4,6-Tribromophenol	81.1	15-110	4/20/20 11:37
p-Terphenyl-d14	84.8	30-130	4/20/20 11:37
p-Terphenyl-d14	60.3	30-130	4/18/20 20:57

39 Spruce Street * East Longmeadow, MA 01028 * FAX 413/525-6405 * TEL. 413/525-2332

Project Location: Hyde Park, Vermont

Sample Description:

Work Order: 20D0510

Date Received: 4/11/2020

Field Sample #: MW-2

Sampled: 4/10/2020 14:20

Sample ID: 20D0510-03

Sample Matrix: Ground Water

Metals Analyses (Total)

Analyte	Results	RL	Units	Dilution	Flag/Qual	Method	Date Prepared	Date/Time Analyzed	Analyst
Antimony	ND	1.0	µg/L	1		SW-846 6020B	4/14/20	4/15/20 12:39	QNW
Arsenic	2.0	0.80	µg/L	1		SW-846 6020B	4/14/20	4/15/20 12:39	QNW
Barium	14	10	µg/L	1		SW-846 6020B	4/14/20	4/15/20 12:39	QNW
Beryllium	ND	0.40	µg/L	1		SW-846 6020B	4/14/20	4/15/20 12:39	QNW
Cadmium	ND	0.20	µg/L	1		SW-846 6020B	4/14/20	4/15/20 12:39	QNW
Chromium	5.7	1.0	µg/L	1		SW-846 6020B	4/14/20	4/15/20 12:39	QNW
Copper	8.4	1.0	µg/L	1		SW-846 6020B	4/14/20	4/15/20 12:39	QNW
Lead	8.8	0.50	µg/L	1		SW-846 6020B	4/14/20	4/15/20 12:39	QNW
Mercury	ND	0.00010	mg/L	1		SW-846 7470A	4/13/20	4/15/20 12:15	CJV
Nickel	9.1	5.0	µg/L	1		SW-846 6020B	4/14/20	4/15/20 12:39	QNW
Selenium	ND	5.0	µg/L	1		SW-846 6020B	4/14/20	4/15/20 12:39	QNW
Silver	ND	0.20	µg/L	1		SW-846 6020B	4/14/20	4/15/20 12:39	QNW
Thallium	ND	0.20	µg/L	1		SW-846 6020B	4/14/20	4/15/20 12:39	QNW
Zinc	12	10	µg/L	1		SW-846 6020B	4/14/20	4/15/20 12:39	QNW

39 Spruce Street * East Longmeadow, MA 01028 * FAX 413/525-6405 * TEL. 413/525-2332

Project Location: Hyde Park, Vermont

Sample Description:

Work Order: 20D0510

Date Received: 4/11/2020

Field Sample #: MW-3

Sampled: 4/10/2020 14:30

Sample ID: 20D0510-04

Sample Matrix: Ground Water

Volatile Organic Compounds by GC/MS

Analyte	Results	RL	DL	Units	Dilution	Flag/Qual	Method	Date Prepared	Date/Time Analyzed	Analyst
Acetone	5.8	50	3.8	µg/L	1	J	SW-846 8260C-D	4/13/20	4/14/20 2:16	EEH
Acrylonitrile	ND	5.0	0.52	µg/L	1		SW-846 8260C-D	4/13/20	4/14/20 2:16	EEH
tert-Amyl Methyl Ether (TAME)	ND	0.50	0.14	µg/L	1		SW-846 8260C-D	4/13/20	4/14/20 2:16	EEH
Benzene	ND	1.0	0.18	µg/L	1		SW-846 8260C-D	4/13/20	4/14/20 2:16	EEH
Bromobenzene	ND	1.0	0.15	µg/L	1		SW-846 8260C-D	4/13/20	4/14/20 2:16	EEH
Bromochloromethane	ND	1.0	0.32	µg/L	1		SW-846 8260C-D	4/13/20	4/14/20 2:16	EEH
Bromodichloromethane	ND	0.50	0.16	µg/L	1		SW-846 8260C-D	4/13/20	4/14/20 2:16	EEH
Bromoform	ND	1.0	0.46	µg/L	1		SW-846 8260C-D	4/13/20	4/14/20 2:16	EEH
Bromomethane	ND	2.0	0.78	µg/L	1	V-05	SW-846 8260C-D	4/13/20	4/14/20 2:16	EEH
2-Butanone (MEK)	ND	20	1.9	µg/L	1		SW-846 8260C-D	4/13/20	4/14/20 2:16	EEH
tert-Butyl Alcohol (TBA)	ND	20	4.2	µg/L	1		SW-846 8260C-D	4/13/20	4/14/20 2:16	EEH
n-Butylbenzene	0.99	1.0	0.21	µg/L	1	J	SW-846 8260C-D	4/13/20	4/14/20 2:16	EEH
sec-Butylbenzene	0.39	1.0	0.16	µg/L	1	J	SW-846 8260C-D	4/13/20	4/14/20 2:16	EEH
tert-Butylbenzene	ND	1.0	0.17	µg/L	1		SW-846 8260C-D	4/13/20	4/14/20 2:16	EEH
tert-Butyl Ethyl Ether (TBEE)	ND	0.50	0.16	µg/L	1		SW-846 8260C-D	4/13/20	4/14/20 2:16	EEH
Carbon Disulfide	ND	5.0	4.4	µg/L	1		SW-846 8260C-D	4/13/20	4/14/20 2:16	EEH
Carbon Tetrachloride	ND	5.0	0.11	µg/L	1		SW-846 8260C-D	4/13/20	4/14/20 2:16	EEH
Chlorobenzene	ND	1.0	0.15	µg/L	1		SW-846 8260C-D	4/13/20	4/14/20 2:16	EEH
Chlorodibromomethane	ND	0.50	0.21	µg/L	1		SW-846 8260C-D	4/13/20	4/14/20 2:16	EEH
Chloroethane	ND	2.0	0.35	µg/L	1		SW-846 8260C-D	4/13/20	4/14/20 2:16	EEH
Chloroform	ND	2.0	0.17	µg/L	1		SW-846 8260C-D	4/13/20	4/14/20 2:16	EEH
Chloromethane	ND	2.0	0.45	µg/L	1	V-05	SW-846 8260C-D	4/13/20	4/14/20 2:16	EEH
2-Chlorotoluene	ND	1.0	0.12	µg/L	1		SW-846 8260C-D	4/13/20	4/14/20 2:16	EEH
4-Chlorotoluene	ND	1.0	0.14	µg/L	1		SW-846 8260C-D	4/13/20	4/14/20 2:16	EEH
1,2-Dibromo-3-chloropropane (DBCP)	ND	5.0	0.53	µg/L	1		SW-846 8260C-D	4/13/20	4/14/20 2:16	EEH
1,2-Dibromoethane (EDB)	ND	0.50	0.19	µg/L	1		SW-846 8260C-D	4/13/20	4/14/20 2:16	EEH
Dibromomethane	ND	1.0	0.37	µg/L	1		SW-846 8260C-D	4/13/20	4/14/20 2:16	EEH
1,2-Dichlorobenzene	ND	1.0	0.16	µg/L	1		SW-846 8260C-D	4/13/20	4/14/20 2:16	EEH
1,3-Dichlorobenzene	ND	1.0	0.12	µg/L	1		SW-846 8260C-D	4/13/20	4/14/20 2:16	EEH
1,4-Dichlorobenzene	ND	1.0	0.13	µg/L	1		SW-846 8260C-D	4/13/20	4/14/20 2:16	EEH
trans-1,4-Dichloro-2-butene	ND	2.0	0.31	µg/L	1		SW-846 8260C-D	4/13/20	4/14/20 2:16	EEH
Dichlorodifluoromethane (Freon 12)	ND	2.0	0.26	µg/L	1		SW-846 8260C-D	4/13/20	4/14/20 2:16	EEH
1,1-Dichloroethane	ND	1.0	0.16	µg/L	1		SW-846 8260C-D	4/13/20	4/14/20 2:16	EEH
1,2-Dichloroethane	ND	1.0	0.41	µg/L	1		SW-846 8260C-D	4/13/20	4/14/20 2:16	EEH
1,1-Dichloroethylene	ND	1.0	0.32	µg/L	1		SW-846 8260C-D	4/13/20	4/14/20 2:16	EEH
cis-1,2-Dichloroethylene	ND	1.0	0.13	µg/L	1		SW-846 8260C-D	4/13/20	4/14/20 2:16	EEH
trans-1,2-Dichloroethylene	ND	1.0	0.31	µg/L	1		SW-846 8260C-D	4/13/20	4/14/20 2:16	EEH
1,2-Dichloropropane	ND	1.0	0.20	µg/L	1		SW-846 8260C-D	4/13/20	4/14/20 2:16	EEH
1,3-Dichloropropane	ND	0.50	0.11	µg/L	1		SW-846 8260C-D	4/13/20	4/14/20 2:16	EEH
2,2-Dichloropropane	ND	1.0	0.20	µg/L	1	V-05	SW-846 8260C-D	4/13/20	4/14/20 2:16	EEH
1,1-Dichloropropene	ND	2.0	0.16	µg/L	1		SW-846 8260C-D	4/13/20	4/14/20 2:16	EEH
cis-1,3-Dichloropropene	ND	0.50	0.13	µg/L	1		SW-846 8260C-D	4/13/20	4/14/20 2:16	EEH
trans-1,3-Dichloropropene	ND	0.50	0.23	µg/L	1		SW-846 8260C-D	4/13/20	4/14/20 2:16	EEH
Diethyl Ether	ND	2.0	0.34	µg/L	1		SW-846 8260C-D	4/13/20	4/14/20 2:16	EEH

39 Spruce Street * East Longmeadow, MA 01028 * FAX 413/525-6405 * TEL. 413/525-2332

Project Location: Hyde Park, Vermont

Sample Description:

Work Order: 20D0510

Date Received: 4/11/2020

Field Sample #: MW-3

Sampled: 4/10/2020 14:30

Sample ID: 20D0510-04

Sample Matrix: Ground Water

Volatile Organic Compounds by GC/MS

Analyte	Results	RL	DL	Units	Dilution	Flag/Qual	Method	Date Prepared	Date/Time Analyzed	Analyst
Diisopropyl Ether (DIPE)	ND	0.50	0.17	µg/L	1		SW-846 8260C-D	4/13/20	4/14/20 2:16	EEH
1,4-Dioxane	ND	50	22	µg/L	1		SW-846 8260C-D	4/13/20	4/14/20 2:16	EEH
Ethylbenzene	1.1	1.0	0.13	µg/L	1		SW-846 8260C-D	4/13/20	4/14/20 2:16	EEH
Hexachlorobutadiene	ND	0.60	0.47	µg/L	1		SW-846 8260C-D	4/13/20	4/14/20 2:16	EEH
2-Hexanone (MBK)	ND	10	1.5	µg/L	1		SW-846 8260C-D	4/13/20	4/14/20 2:16	EEH
Isopropylbenzene (Cumene)	0.30	1.0	0.17	µg/L	1	J	SW-846 8260C-D	4/13/20	4/14/20 2:16	EEH
p-Isopropyltoluene (p-Cymene)	ND	1.0	0.20	µg/L	1		SW-846 8260C-D	4/13/20	4/14/20 2:16	EEH
Methyl Acetate	ND	1.0	0.42	µg/L	1		SW-846 8260C-D	4/13/20	4/14/20 2:16	EEH
Methyl tert-Butyl Ether (MTBE)	ND	1.0	0.25	µg/L	1		SW-846 8260C-D	4/13/20	4/14/20 2:16	EEH
Methyl Cyclohexane	8.2	1.0	0.20	µg/L	1		SW-846 8260C-D	4/13/20	4/14/20 2:16	EEH
Methylene Chloride	ND	5.0	0.34	µg/L	1		SW-846 8260C-D	4/13/20	4/14/20 2:16	EEH
4-Methyl-2-pentanone (MIBK)	ND	10	1.7	µg/L	1		SW-846 8260C-D	4/13/20	4/14/20 2:16	EEH
Naphthalene	ND	2.0	0.31	µg/L	1		SW-846 8260C-D	4/13/20	4/14/20 2:16	EEH
n-Propylbenzene	1.0	1.0	0.13	µg/L	1		SW-846 8260C-D	4/13/20	4/14/20 2:16	EEH
Styrene	ND	1.0	0.11	µg/L	1		SW-846 8260C-D	4/13/20	4/14/20 2:16	EEH
1,1,1,2-Tetrachloroethane	ND	1.0	0.27	µg/L	1		SW-846 8260C-D	4/13/20	4/14/20 2:16	EEH
1,1,2,2-Tetrachloroethane	ND	0.50	0.22	µg/L	1		SW-846 8260C-D	4/13/20	4/14/20 2:16	EEH
Tetrachloroethylene	ND	1.0	0.18	µg/L	1		SW-846 8260C-D	4/13/20	4/14/20 2:16	EEH
Tetrahydrofuran	ND	10	0.51	µg/L	1		SW-846 8260C-D	4/13/20	4/14/20 2:16	EEH
Toluene	0.30	1.0	0.14	µg/L	1	J	SW-846 8260C-D	4/13/20	4/14/20 2:16	EEH
1,2,3-Trichlorobenzene	ND	5.0	0.57	µg/L	1		SW-846 8260C-D	4/13/20	4/14/20 2:16	EEH
1,2,4-Trichlorobenzene	ND	1.0	0.40	µg/L	1		SW-846 8260C-D	4/13/20	4/14/20 2:16	EEH
1,3,5-Trichlorobenzene	ND	1.0	0.30	µg/L	1		SW-846 8260C-D	4/13/20	4/14/20 2:16	EEH
1,1,1-Trichloroethane	ND	1.0	0.20	µg/L	1		SW-846 8260C-D	4/13/20	4/14/20 2:16	EEH
1,1,2-Trichloroethane	ND	1.0	0.16	µg/L	1		SW-846 8260C-D	4/13/20	4/14/20 2:16	EEH
Trichloroethylene	ND	1.0	0.24	µg/L	1		SW-846 8260C-D	4/13/20	4/14/20 2:16	EEH
Trichlorofluoromethane (Freon 11)	ND	2.0	0.33	µg/L	1		SW-846 8260C-D	4/13/20	4/14/20 2:16	EEH
1,2,3-Trichloropropane	ND	2.0	0.25	µg/L	1		SW-846 8260C-D	4/13/20	4/14/20 2:16	EEH
1,1,2-Trichloro-1,2,2-trifluoroethane (Freon 113)	ND	1.0	0.32	µg/L	1		SW-846 8260C-D	4/13/20	4/14/20 2:16	EEH
1,2,4-Trimethylbenzene	4.1	1.0	0.18	µg/L	1		SW-846 8260C-D	4/13/20	4/14/20 2:16	EEH
1,3,5-Trimethylbenzene	2.6	1.0	0.14	µg/L	1		SW-846 8260C-D	4/13/20	4/14/20 2:16	EEH
Vinyl Chloride	ND	2.0	0.45	µg/L	1		SW-846 8260C-D	4/13/20	4/14/20 2:16	EEH
m+p Xylene	6.1	2.0	0.30	µg/L	1		SW-846 8260C-D	4/13/20	4/14/20 2:16	EEH
o-Xylene	2.5	1.0	0.17	µg/L	1		SW-846 8260C-D	4/13/20	4/14/20 2:16	EEH
Surrogates		% Recovery	Recovery Limits			Flag/Qual				
1,2-Dichloroethane-d4		90.9	70-130						4/14/20 2:16	
Toluene-d8		100	70-130						4/14/20 2:16	
4-Bromofluorobenzene		103	70-130						4/14/20 2:16	

39 Spruce Street * East Longmeadow, MA 01028 * FAX 413/525-6405 * TEL. 413/525-2332

Project Location: Hyde Park, Vermont

Sample Description:

Work Order: 20D0510

Date Received: 4/11/2020

Field Sample #: MW-3

Sampled: 4/10/2020 14:30

Sample ID: 20D0510-04

Sample Matrix: Ground Water

Semivolatile Organic Compounds by GC/MS

Analyte	Results	RL	DL	Units	Dilution	Flag/Qual	Method	Date Prepared	Date/Time Analyzed	Analyst
Acenaphthene (SIM)	ND	0.30	0.034	µg/L	1		SW-846 8270D-E	4/16/20	4/18/20 20:34	IMR
Acenaphthylene (SIM)	ND	0.20	0.036	µg/L	1		SW-846 8270D-E	4/16/20	4/18/20 20:34	IMR
Acetophenone	ND	10	0.40	µg/L	1		SW-846 8270D-E	4/16/20	4/20/20 12:02	BGL
Aniline	ND	5.1	0.76	µg/L	1		SW-846 8270D-E	4/16/20	4/20/20 12:02	BGL
Anthracene (SIM)	ND	0.20	0.032	µg/L	1		SW-846 8270D-E	4/16/20	4/18/20 20:34	IMR
Benzidine	ND	20	17	µg/L	1	V-04, V-05, V-35	SW-846 8270D-E	4/16/20	4/20/20 12:02	BGL
Benzo(a)anthracene (SIM)	ND	0.051	0.016	µg/L	1		SW-846 8270D-E	4/16/20	4/18/20 20:34	IMR
Benzo(a)pyrene (SIM)	ND	0.10	0.012	µg/L	1		SW-846 8270D-E	4/16/20	4/18/20 20:34	IMR
Benzo(b)fluoranthene (SIM)	ND	0.051	0.015	µg/L	1		SW-846 8270D-E	4/16/20	4/18/20 20:34	IMR
Benzo(g,h,i)perylene (SIM)	ND	0.51	0.018	µg/L	1		SW-846 8270D-E	4/16/20	4/18/20 20:34	IMR
Benzo(k)fluoranthene (SIM)	ND	0.20	0.012	µg/L	1		SW-846 8270D-E	4/16/20	4/18/20 20:34	IMR
Benzoic Acid	ND	10	5.4	µg/L	1		SW-846 8270D-E	4/16/20	4/20/20 12:02	BGL
Bis(2-chloroethoxy)methane	ND	10	0.48	µg/L	1		SW-846 8270D-E	4/16/20	4/20/20 12:02	BGL
Bis(2-chloroethyl)ether	ND	10	0.52	µg/L	1		SW-846 8270D-E	4/16/20	4/20/20 12:02	BGL
Bis(2-chloroisopropyl)ether	ND	10	0.74	µg/L	1		SW-846 8270D-E	4/16/20	4/20/20 12:02	BGL
Bis(2-Ethylhexyl)phthalate	ND	10	0.53	µg/L	1		SW-846 8270D-E	4/16/20	4/20/20 12:02	BGL
4-Bromophenylphenylether	ND	10	0.30	µg/L	1		SW-846 8270D-E	4/16/20	4/20/20 12:02	BGL
Butylbenzylphthalate	ND	10	0.30	µg/L	1		SW-846 8270D-E	4/16/20	4/20/20 12:02	BGL
Carbazole	ND	10	0.29	µg/L	1		SW-846 8270D-E	4/16/20	4/20/20 12:02	BGL
4-Chloroaniline	ND	10	0.35	µg/L	1	V-34	SW-846 8270D-E	4/16/20	4/20/20 12:02	BGL
4-Chloro-3-methylphenol	ND	10	0.49	µg/L	1		SW-846 8270D-E	4/16/20	4/20/20 12:02	BGL
2-Chloronaphthalene	ND	10	0.46	µg/L	1		SW-846 8270D-E	4/16/20	4/20/20 12:02	BGL
2-Chlorophenol	ND	10	0.38	µg/L	1		SW-846 8270D-E	4/16/20	4/20/20 12:02	BGL
4-Chlorophenylphenylether	ND	10	0.32	µg/L	1		SW-846 8270D-E	4/16/20	4/20/20 12:02	BGL
Chrysene (SIM)	ND	0.20	0.015	µg/L	1		SW-846 8270D-E	4/16/20	4/18/20 20:34	IMR
Dibenz(a,h)anthracene (SIM)	ND	0.10	0.017	µg/L	1		SW-846 8270D-E	4/16/20	4/18/20 20:34	IMR
Dibenzofuran	ND	5.1	0.27	µg/L	1		SW-846 8270D-E	4/16/20	4/20/20 12:02	BGL
Di-n-butylphthalate	0.48	10	0.46	µg/L	1	J	SW-846 8270D-E	4/16/20	4/20/20 12:02	BGL
1,2-Dichlorobenzene	ND	5.1	0.47	µg/L	1		SW-846 8270D-E	4/16/20	4/20/20 12:02	BGL
1,3-Dichlorobenzene	ND	5.1	0.47	µg/L	1		SW-846 8270D-E	4/16/20	4/20/20 12:02	BGL
1,4-Dichlorobenzene	ND	5.1	0.39	µg/L	1		SW-846 8270D-E	4/16/20	4/20/20 12:02	BGL
3,3-Dichlorobenzidine	ND	10	0.36	µg/L	1	V-20	SW-846 8270D-E	4/16/20	4/20/20 12:02	BGL
2,4-Dichlorophenol	ND	10	0.30	µg/L	1		SW-846 8270D-E	4/16/20	4/20/20 12:02	BGL
Diethylphthalate	ND	10	0.23	µg/L	1		SW-846 8270D-E	4/16/20	4/20/20 12:02	BGL
2,4-Dimethylphenol	ND	10	0.81	µg/L	1		SW-846 8270D-E	4/16/20	4/20/20 12:02	BGL
Dimethylphthalate	ND	10	0.31	µg/L	1		SW-846 8270D-E	4/16/20	4/20/20 12:02	BGL
4,6-Dinitro-2-methylphenol	ND	10	2.0	µg/L	1		SW-846 8270D-E	4/16/20	4/20/20 12:02	BGL
2,4-Dinitrophenol	ND	10	1.7	µg/L	1		SW-846 8270D-E	4/16/20	4/20/20 12:02	BGL
2,4-Dinitrotoluene	ND	10	0.33	µg/L	1		SW-846 8270D-E	4/16/20	4/20/20 12:02	BGL
2,6-Dinitrotoluene	ND	10	0.35	µg/L	1		SW-846 8270D-E	4/16/20	4/20/20 12:02	BGL
Di-n-octylphthalate	ND	10	0.53	µg/L	1		SW-846 8270D-E	4/16/20	4/20/20 12:02	BGL
1,2-Diphenylhydrazine/Azobenzene	ND	10	0.38	µg/L	1		SW-846 8270D-E	4/16/20	4/20/20 12:02	BGL
Fluoranthene (SIM)	ND	0.51	0.025	µg/L	1		SW-846 8270D-E	4/16/20	4/18/20 20:34	IMR
Fluorene (SIM)	ND	1.0	0.035	µg/L	1		SW-846 8270D-E	4/16/20	4/18/20 20:34	IMR

39 Spruce Street * East Longmeadow, MA 01028 * FAX 413/525-6405 * TEL. 413/525-2332

Project Location: Hyde Park, Vermont

Sample Description:

Work Order: 20D0510

Date Received: 4/11/2020

Field Sample #: MW-3

Sampled: 4/10/2020 14:30

Sample ID: 20D0510-04

Sample Matrix: Ground Water

Semivolatile Organic Compounds by GC/MS

Analyte	Results	RL	DL	Units	Dilution	Flag/Qual	Method	Date Prepared	Date/Time Analyzed	Analyst
Hexachlorobenzene	ND	10	0.44	µg/L	1		SW-846 8270D-E	4/16/20	4/20/20 12:02	BGL
Hexachlorobutadiene	ND	10	0.60	µg/L	1		SW-846 8270D-E	4/16/20	4/20/20 12:02	BGL
Hexachlorocyclopentadiene	ND	10	4.9	µg/L	1		SW-846 8270D-E	4/16/20	4/20/20 12:02	BGL
Hexachloroethane	ND	10	0.54	µg/L	1		SW-846 8270D-E	4/16/20	4/20/20 12:02	BGL
Indeno(1,2,3-cd)pyrene (SIM)	ND	0.10	0.018	µg/L	1		SW-846 8270D-E	4/16/20	4/18/20 20:34	IMR
Isophorone	ND	10	0.30	µg/L	1		SW-846 8270D-E	4/16/20	4/20/20 12:02	BGL
1-Methylnaphthalene	ND	5.1	0.29	µg/L	1		SW-846 8270D-E	4/16/20	4/20/20 12:02	BGL
2-Methylnaphthalene (SIM)	ND	1.0	0.063	µg/L	1		SW-846 8270D-E	4/16/20	4/18/20 20:34	IMR
2-Methylphenol	ND	10	0.46	µg/L	1		SW-846 8270D-E	4/16/20	4/20/20 12:02	BGL
3/4-Methylphenol	ND	10	0.21	µg/L	1		SW-846 8270D-E	4/16/20	4/20/20 12:02	BGL
Naphthalene (SIM)	ND	1.0	0.26	µg/L	1		SW-846 8270D-E	4/16/20	4/18/20 20:34	IMR
2-Nitroaniline	ND	10	0.40	µg/L	1		SW-846 8270D-E	4/16/20	4/20/20 12:02	BGL
3-Nitroaniline	ND	10	0.42	µg/L	1		SW-846 8270D-E	4/16/20	4/20/20 12:02	BGL
4-Nitroaniline	ND	10	0.50	µg/L	1		SW-846 8270D-E	4/16/20	4/20/20 12:02	BGL
Nitrobenzene	ND	10	0.42	µg/L	1		SW-846 8270D-E	4/16/20	4/20/20 12:02	BGL
2-Nitrophenol	ND	10	0.42	µg/L	1		SW-846 8270D-E	4/16/20	4/20/20 12:02	BGL
4-Nitrophenol	ND	10	0.64	µg/L	1		SW-846 8270D-E	4/16/20	4/20/20 12:02	BGL
N-Nitrosodimethylamine	ND	10	1.9	µg/L	1	L-04	SW-846 8270D-E	4/16/20	4/20/20 12:02	BGL
N-Nitrosodiphenylamine/Diphenylamine	ND	10	0.30	µg/L	1		SW-846 8270D-E	4/16/20	4/20/20 12:02	BGL
N-Nitrosodi-n-propylamine	ND	10	0.53	µg/L	1		SW-846 8270D-E	4/16/20	4/20/20 12:02	BGL
Pentachloronitrobenzene	ND	10	1.5	µg/L	1		SW-846 8270D-E	4/16/20	4/20/20 12:02	BGL
Pentachlorophenol	ND	10	0.34	µg/L	1		SW-846 8270D-E	4/16/20	4/20/20 12:02	BGL
Phenanthrene (SIM)	ND	0.051	0.030	µg/L	1		SW-846 8270D-E	4/16/20	4/18/20 20:34	IMR
Phenol	ND	10	0.20	µg/L	1		SW-846 8270D-E	4/16/20	4/20/20 12:02	BGL
Pyrene (SIM)	ND	1.0	0.023	µg/L	1		SW-846 8270D-E	4/16/20	4/18/20 20:34	IMR
Pyridine	ND	5.1	2.9	µg/L	1		SW-846 8270D-E	4/16/20	4/20/20 12:02	BGL
1,2,4,5-Tetrachlorobenzene	ND	10	0.34	µg/L	1		SW-846 8270D-E	4/16/20	4/20/20 12:02	BGL
1,2,4-Trichlorobenzene	ND	5.1	0.57	µg/L	1		SW-846 8270D-E	4/16/20	4/20/20 12:02	BGL
2,4,5-Trichlorophenol	ND	10	0.48	µg/L	1		SW-846 8270D-E	4/16/20	4/20/20 12:02	BGL
2,4,6-Trichlorophenol	ND	10	0.34	µg/L	1		SW-846 8270D-E	4/16/20	4/20/20 12:02	BGL

Surrogates	% Recovery	Recovery Limits	Flag/Qual
2-Fluorophenol	58.1	15-110	4/20/20 12:02
Phenol-d6	43.2	15-110	4/20/20 12:02
Nitrobenzene-d5	84.5	30-130	4/18/20 20:34
Nitrobenzene-d5	82.2	30-130	4/20/20 12:02
2-Fluorobiphenyl	66.1	30-130	4/18/20 20:34
2-Fluorobiphenyl	93.4	30-130	4/20/20 12:02
2,4,6-Tribromophenol	79.9	15-110	4/20/20 12:02
p-Terphenyl-d14	64.2	30-130	4/18/20 20:34
p-Terphenyl-d14	84.8	30-130	4/20/20 12:02

39 Spruce Street * East Longmeadow, MA 01028 * FAX 413/525-6405 * TEL. 413/525-2332

Project Location: Hyde Park, Vermont

Sample Description:

Work Order: 20D0510

Date Received: 4/11/2020

Field Sample #: MW-3

Sampled: 4/10/2020 14:30

Sample ID: 20D0510-04

Sample Matrix: Ground Water

Metals Analyses (Total)

Analyte	Results	RL	Units	Dilution	Flag/Qual	Method	Date Prepared	Date/Time Analyzed	Analyst
Antimony	ND	1.0	µg/L	1		SW-846 6020B	4/14/20	4/15/20 12:49	QNW
Arsenic	5.5	0.80	µg/L	1		SW-846 6020B	4/14/20	4/15/20 12:49	QNW
Barium	65	10	µg/L	1		SW-846 6020B	4/14/20	4/15/20 12:49	QNW
Beryllium	ND	0.40	µg/L	1		SW-846 6020B	4/14/20	4/15/20 12:49	QNW
Cadmium	ND	0.20	µg/L	1		SW-846 6020B	4/14/20	4/15/20 12:49	QNW
Chromium	28	1.0	µg/L	1		SW-846 6020B	4/14/20	4/15/20 12:49	QNW
Copper	27	1.0	µg/L	1		SW-846 6020B	4/14/20	4/15/20 12:49	QNW
Lead	7.4	0.50	µg/L	1		SW-846 6020B	4/14/20	4/15/20 12:49	QNW
Mercury	ND	0.00010	mg/L	1		SW-846 7470A	4/13/20	4/15/20 12:17	CJV
Nickel	52	5.0	µg/L	1		SW-846 6020B	4/14/20	4/15/20 12:49	QNW
Selenium	ND	5.0	µg/L	1		SW-846 6020B	4/14/20	4/15/20 12:49	QNW
Silver	ND	0.20	µg/L	1		SW-846 6020B	4/14/20	4/15/20 12:49	QNW
Thallium	ND	0.20	µg/L	1		SW-846 6020B	4/14/20	4/15/20 12:49	QNW
Zinc	13	10	µg/L	1		SW-846 6020B	4/14/20	4/15/20 12:49	QNW

39 Spruce Street * East Longmeadow, MA 01028 * FAX 413/525-6405 * TEL. 413/525-2332

Project Location: Hyde Park, Vermont

Sample Description:

Work Order: 20D0510

Date Received: 4/11/2020

Field Sample #: Trip Blank

Sampled: 4/10/2020 00:00

Sample ID: 20D0510-05

Sample Matrix: Trip Blank Water

Volatile Organic Compounds by GC/MS

Analyte	Results	RL	DL	Units	Dilution	Flag/Qual	Method	Date Prepared	Date/Time Analyzed	Analyst
Acetone	ND	50	3.8	µg/L	1		SW-846 8260C-D	4/13/20	4/14/20 6:51	EEH
Acrylonitrile	ND	5.0	0.52	µg/L	1		SW-846 8260C-D	4/13/20	4/14/20 6:51	EEH
tert-Amyl Methyl Ether (TAME)	ND	0.50	0.14	µg/L	1		SW-846 8260C-D	4/13/20	4/14/20 6:51	EEH
Benzene	ND	1.0	0.18	µg/L	1		SW-846 8260C-D	4/13/20	4/14/20 6:51	EEH
Bromobenzene	ND	1.0	0.15	µg/L	1		SW-846 8260C-D	4/13/20	4/14/20 6:51	EEH
Bromochloromethane	ND	1.0	0.32	µg/L	1		SW-846 8260C-D	4/13/20	4/14/20 6:51	EEH
Bromodichloromethane	ND	0.50	0.16	µg/L	1		SW-846 8260C-D	4/13/20	4/14/20 6:51	EEH
Bromoform	ND	1.0	0.46	µg/L	1		SW-846 8260C-D	4/13/20	4/14/20 6:51	EEH
Bromomethane	ND	2.0	0.78	µg/L	1	V-05	SW-846 8260C-D	4/13/20	4/14/20 6:51	EEH
2-Butanone (MEK)	ND	20	1.9	µg/L	1		SW-846 8260C-D	4/13/20	4/14/20 6:51	EEH
tert-Butyl Alcohol (TBA)	ND	20	4.2	µg/L	1		SW-846 8260C-D	4/13/20	4/14/20 6:51	EEH
n-Butylbenzene	ND	1.0	0.21	µg/L	1		SW-846 8260C-D	4/13/20	4/14/20 6:51	EEH
sec-Butylbenzene	ND	1.0	0.16	µg/L	1		SW-846 8260C-D	4/13/20	4/14/20 6:51	EEH
tert-Butylbenzene	ND	1.0	0.17	µg/L	1		SW-846 8260C-D	4/13/20	4/14/20 6:51	EEH
tert-Butyl Ethyl Ether (TBEE)	ND	0.50	0.16	µg/L	1		SW-846 8260C-D	4/13/20	4/14/20 6:51	EEH
Carbon Disulfide	ND	5.0	4.4	µg/L	1		SW-846 8260C-D	4/13/20	4/14/20 6:51	EEH
Carbon Tetrachloride	ND	5.0	0.11	µg/L	1		SW-846 8260C-D	4/13/20	4/14/20 6:51	EEH
Chlorobenzene	ND	1.0	0.15	µg/L	1		SW-846 8260C-D	4/13/20	4/14/20 6:51	EEH
Chlorodibromomethane	ND	0.50	0.21	µg/L	1		SW-846 8260C-D	4/13/20	4/14/20 6:51	EEH
Chloroethane	ND	2.0	0.35	µg/L	1		SW-846 8260C-D	4/13/20	4/14/20 6:51	EEH
Chloroform	ND	2.0	0.17	µg/L	1		SW-846 8260C-D	4/13/20	4/14/20 6:51	EEH
Chloromethane	ND	2.0	0.45	µg/L	1	V-05	SW-846 8260C-D	4/13/20	4/14/20 6:51	EEH
2-Chlorotoluene	ND	1.0	0.12	µg/L	1		SW-846 8260C-D	4/13/20	4/14/20 6:51	EEH
4-Chlorotoluene	ND	1.0	0.14	µg/L	1		SW-846 8260C-D	4/13/20	4/14/20 6:51	EEH
1,2-Dibromo-3-chloropropane (DBCP)	ND	5.0	0.53	µg/L	1		SW-846 8260C-D	4/13/20	4/14/20 6:51	EEH
1,2-Dibromoethane (EDB)	ND	0.50	0.19	µg/L	1		SW-846 8260C-D	4/13/20	4/14/20 6:51	EEH
Dibromomethane	ND	1.0	0.37	µg/L	1		SW-846 8260C-D	4/13/20	4/14/20 6:51	EEH
1,2-Dichlorobenzene	ND	1.0	0.16	µg/L	1		SW-846 8260C-D	4/13/20	4/14/20 6:51	EEH
1,3-Dichlorobenzene	ND	1.0	0.12	µg/L	1		SW-846 8260C-D	4/13/20	4/14/20 6:51	EEH
1,4-Dichlorobenzene	ND	1.0	0.13	µg/L	1		SW-846 8260C-D	4/13/20	4/14/20 6:51	EEH
trans-1,4-Dichloro-2-butene	ND	2.0	0.31	µg/L	1		SW-846 8260C-D	4/13/20	4/14/20 6:51	EEH
Dichlorodifluoromethane (Freon 12)	ND	2.0	0.26	µg/L	1		SW-846 8260C-D	4/13/20	4/14/20 6:51	EEH
1,1-Dichloroethane	ND	1.0	0.16	µg/L	1		SW-846 8260C-D	4/13/20	4/14/20 6:51	EEH
1,2-Dichloroethane	ND	1.0	0.41	µg/L	1		SW-846 8260C-D	4/13/20	4/14/20 6:51	EEH
1,1-Dichloroethylene	ND	1.0	0.32	µg/L	1		SW-846 8260C-D	4/13/20	4/14/20 6:51	EEH
cis-1,2-Dichloroethylene	ND	1.0	0.13	µg/L	1		SW-846 8260C-D	4/13/20	4/14/20 6:51	EEH
trans-1,2-Dichloroethylene	ND	1.0	0.31	µg/L	1		SW-846 8260C-D	4/13/20	4/14/20 6:51	EEH
1,2-Dichloropropane	ND	1.0	0.20	µg/L	1		SW-846 8260C-D	4/13/20	4/14/20 6:51	EEH
1,3-Dichloropropane	ND	0.50	0.11	µg/L	1		SW-846 8260C-D	4/13/20	4/14/20 6:51	EEH
2,2-Dichloropropane	ND	1.0	0.20	µg/L	1	V-05	SW-846 8260C-D	4/13/20	4/14/20 6:51	EEH
1,1-Dichloropropene	ND	2.0	0.16	µg/L	1		SW-846 8260C-D	4/13/20	4/14/20 6:51	EEH
cis-1,3-Dichloropropene	ND	0.50	0.13	µg/L	1		SW-846 8260C-D	4/13/20	4/14/20 6:51	EEH
trans-1,3-Dichloropropene	ND	0.50	0.23	µg/L	1		SW-846 8260C-D	4/13/20	4/14/20 6:51	EEH
Diethyl Ether	ND	2.0	0.34	µg/L	1		SW-846 8260C-D	4/13/20	4/14/20 6:51	EEH

39 Spruce Street * East Longmeadow, MA 01028 * FAX 413/525-6405 * TEL. 413/525-2332

Project Location: Hyde Park, Vermont

Sample Description:

Work Order: 20D0510

Date Received: 4/11/2020

Field Sample #: Trip Blank

Sampled: 4/10/2020 00:00

Sample ID: 20D0510-05

Sample Matrix: Trip Blank Water

Volatile Organic Compounds by GC/MS

Analyte	Results	RL	DL	Units	Dilution	Flag/Qual	Method	Date Prepared	Date/Time Analyzed	Analyst
Diisopropyl Ether (DIPE)	ND	0.50	0.17	µg/L	1		SW-846 8260C-D	4/13/20	4/14/20 6:51	EEH
1,4-Dioxane	ND	50	22	µg/L	1		SW-846 8260C-D	4/13/20	4/14/20 6:51	EEH
Ethylbenzene	ND	1.0	0.13	µg/L	1		SW-846 8260C-D	4/13/20	4/14/20 6:51	EEH
Hexachlorobutadiene	ND	0.60	0.47	µg/L	1		SW-846 8260C-D	4/13/20	4/14/20 6:51	EEH
2-Hexanone (MBK)	ND	10	1.5	µg/L	1		SW-846 8260C-D	4/13/20	4/14/20 6:51	EEH
Isopropylbenzene (Cumene)	ND	1.0	0.17	µg/L	1		SW-846 8260C-D	4/13/20	4/14/20 6:51	EEH
p-Isopropyltoluene (p-Cymene)	ND	1.0	0.20	µg/L	1		SW-846 8260C-D	4/13/20	4/14/20 6:51	EEH
Methyl Acetate	ND	1.0	0.42	µg/L	1		SW-846 8260C-D	4/13/20	4/14/20 6:51	EEH
Methyl tert-Butyl Ether (MTBE)	ND	1.0	0.25	µg/L	1		SW-846 8260C-D	4/13/20	4/14/20 6:51	EEH
Methyl Cyclohexane	ND	1.0	0.20	µg/L	1		SW-846 8260C-D	4/13/20	4/14/20 6:51	EEH
Methylene Chloride	0.48	5.0	0.34	µg/L	1	J	SW-846 8260C-D	4/13/20	4/14/20 6:51	EEH
4-Methyl-2-pentanone (MIBK)	ND	10	1.7	µg/L	1		SW-846 8260C-D	4/13/20	4/14/20 6:51	EEH
Naphthalene	ND	2.0	0.31	µg/L	1		SW-846 8260C-D	4/13/20	4/14/20 6:51	EEH
n-Propylbenzene	ND	1.0	0.13	µg/L	1		SW-846 8260C-D	4/13/20	4/14/20 6:51	EEH
Styrene	ND	1.0	0.11	µg/L	1		SW-846 8260C-D	4/13/20	4/14/20 6:51	EEH
1,1,1,2-Tetrachloroethane	ND	1.0	0.27	µg/L	1		SW-846 8260C-D	4/13/20	4/14/20 6:51	EEH
1,1,2,2-Tetrachloroethane	ND	0.50	0.22	µg/L	1		SW-846 8260C-D	4/13/20	4/14/20 6:51	EEH
Tetrachloroethylene	ND	1.0	0.18	µg/L	1		SW-846 8260C-D	4/13/20	4/14/20 6:51	EEH
Tetrahydrofuran	ND	10	0.51	µg/L	1		SW-846 8260C-D	4/13/20	4/14/20 6:51	EEH
Toluene	ND	1.0	0.14	µg/L	1		SW-846 8260C-D	4/13/20	4/14/20 6:51	EEH
1,2,3-Trichlorobenzene	ND	5.0	0.57	µg/L	1		SW-846 8260C-D	4/13/20	4/14/20 6:51	EEH
1,2,4-Trichlorobenzene	ND	1.0	0.40	µg/L	1		SW-846 8260C-D	4/13/20	4/14/20 6:51	EEH
1,3,5-Trichlorobenzene	ND	1.0	0.30	µg/L	1		SW-846 8260C-D	4/13/20	4/14/20 6:51	EEH
1,1,1-Trichloroethane	ND	1.0	0.20	µg/L	1		SW-846 8260C-D	4/13/20	4/14/20 6:51	EEH
1,1,2-Trichloroethane	ND	1.0	0.16	µg/L	1		SW-846 8260C-D	4/13/20	4/14/20 6:51	EEH
Trichloroethylene	ND	1.0	0.24	µg/L	1		SW-846 8260C-D	4/13/20	4/14/20 6:51	EEH
Trichlorofluoromethane (Freon 11)	ND	2.0	0.33	µg/L	1		SW-846 8260C-D	4/13/20	4/14/20 6:51	EEH
1,2,3-Trichloropropane	ND	2.0	0.25	µg/L	1		SW-846 8260C-D	4/13/20	4/14/20 6:51	EEH
1,1,2-Trichloro-1,2,2-trifluoroethane (Freon 113)	ND	1.0	0.32	µg/L	1		SW-846 8260C-D	4/13/20	4/14/20 6:51	EEH
1,2,4-Trimethylbenzene	ND	1.0	0.18	µg/L	1		SW-846 8260C-D	4/13/20	4/14/20 6:51	EEH
1,3,5-Trimethylbenzene	ND	1.0	0.14	µg/L	1		SW-846 8260C-D	4/13/20	4/14/20 6:51	EEH
Vinyl Chloride	ND	2.0	0.45	µg/L	1		SW-846 8260C-D	4/13/20	4/14/20 6:51	EEH
m+p Xylene	ND	2.0	0.30	µg/L	1		SW-846 8260C-D	4/13/20	4/14/20 6:51	EEH
o-Xylene	ND	1.0	0.17	µg/L	1		SW-846 8260C-D	4/13/20	4/14/20 6:51	EEH
Surrogates		% Recovery	Recovery Limits			Flag/Qual				
1,2-Dichloroethane-d4		92.2	70-130						4/14/20 6:51	
Toluene-d8		99.0	70-130						4/14/20 6:51	
4-Bromofluorobenzene		101	70-130						4/14/20 6:51	

Sample Extraction Data

Prep Method: SW-846 3005A Analytical Method: SW-846 6020B

Lab Number [Field ID]	Batch	Initial [mL]	Final [mL]	Date
20D0510-01 [MW-1]	B256226	50.0	50.0	04/14/20
20D0510-02 [MW-1-FD]	B256226	50.0	50.0	04/14/20
20D0510-03 [MW-2]	B256226	50.0	50.0	04/14/20
20D0510-04 [MW-3]	B256226	50.0	50.0	04/14/20

Prep Method: SW-846 7470A Prep Analytical Method: SW-846 7470A

Lab Number [Field ID]	Batch	Initial [mL]	Final [mL]	Date
20D0510-01 [MW-1]	B256142	6.00	6.00	04/13/20
20D0510-02 [MW-1-FD]	B256142	6.00	6.00	04/13/20
20D0510-03 [MW-2]	B256142	6.00	6.00	04/13/20
20D0510-04 [MW-3]	B256142	6.00	6.00	04/13/20

Prep Method: SW-846 5030B Analytical Method: SW-846 8260C-D

Lab Number [Field ID]	Batch	Initial [mL]	Final [mL]	Date
20D0510-01 [MW-1]	B256135	5	5.00	04/13/20
20D0510-02 [MW-1-FD]	B256135	5	5.00	04/13/20
20D0510-03 [MW-2]	B256135	5	5.00	04/13/20
20D0510-04 [MW-3]	B256135	5	5.00	04/13/20
20D0510-05 [Trip Blank]	B256135	5	5.00	04/13/20

Prep Method: SW-846 3510C Analytical Method: SW-846 8270D-E

Lab Number [Field ID]	Batch	Initial [mL]	Final [mL]	Date
20D0510-01 [MW-1]	B256394	980	1.00	04/16/20
20D0510-02 [MW-1-FD]	B256394	990	1.00	04/16/20
20D0510-03 [MW-2]	B256394	975	1.00	04/16/20
20D0510-04 [MW-3]	B256394	985	1.00	04/16/20

Prep Method: SW-846 3510C Analytical Method: SW-846 8270D-E

Lab Number [Field ID]	Batch	Initial [mL]	Final [mL]	Date
20D0510-01 [MW-1]	B256528	980	1.00	04/16/20
20D0510-02 [MW-1-FD]	B256528	990	1.00	04/16/20
20D0510-03 [MW-2]	B256528	975	1.00	04/16/20
20D0510-04 [MW-3]	B256528	985	1.00	04/16/20

39 Spruce Street * East Longmeadow, MA 01028 * FAX 413/525-6405 * TEL. 413/525-2332

QUALITY CONTROL

Volatile Organic Compounds by GC/MS - Quality Control

Analyte	Result	Reporting Limit	Units	Spike Level	Source Result	%REC	%REC Limits	RPD	RPD Limit	Notes
---------	--------	-----------------	-------	-------------	---------------	------	-------------	-----	-----------	-------

Batch B256135 - SW-846 5030B

Blank (B256135-BLK1)

Prepared & Analyzed: 04/13/20

Acetone	ND	50	µg/L							
Acrylonitrile	ND	5.0	µg/L							
tert-Amyl Methyl Ether (TAME)	ND	0.50	µg/L							
Benzene	ND	1.0	µg/L							
Bromobenzene	ND	1.0	µg/L							
Bromochloromethane	ND	1.0	µg/L							
Bromodichloromethane	ND	0.50	µg/L							
Bromoform	ND	1.0	µg/L							
Bromomethane	ND	2.0	µg/L							V-05
2-Butanone (MEK)	ND	20	µg/L							
tert-Butyl Alcohol (TBA)	ND	20	µg/L							
n-Butylbenzene	ND	1.0	µg/L							
sec-Butylbenzene	ND	1.0	µg/L							
tert-Butylbenzene	ND	1.0	µg/L							
tert-Butyl Ethyl Ether (TBEE)	ND	0.50	µg/L							
Carbon Disulfide	ND	5.0	µg/L							
Carbon Tetrachloride	ND	5.0	µg/L							
Chlorobenzene	ND	1.0	µg/L							
Chlorodibromomethane	ND	0.50	µg/L							
Chloroethane	ND	2.0	µg/L							
Chloroform	ND	2.0	µg/L							
Chloromethane	ND	2.0	µg/L							V-05
2-Chlorotoluene	ND	1.0	µg/L							
4-Chlorotoluene	ND	1.0	µg/L							
1,2-Dibromo-3-chloropropane (DBCP)	ND	5.0	µg/L							
1,2-Dibromoethane (EDB)	ND	0.50	µg/L							
Dibromomethane	ND	1.0	µg/L							
1,2-Dichlorobenzene	ND	1.0	µg/L							
1,3-Dichlorobenzene	ND	1.0	µg/L							
1,4-Dichlorobenzene	ND	1.0	µg/L							
trans-1,4-Dichloro-2-butene	ND	2.0	µg/L							
Dichlorodifluoromethane (Freon 12)	ND	2.0	µg/L							
1,1-Dichloroethane	ND	1.0	µg/L							
1,2-Dichloroethane	ND	1.0	µg/L							
1,1-Dichloroethylene	ND	1.0	µg/L							
cis-1,2-Dichloroethylene	ND	1.0	µg/L							
trans-1,2-Dichloroethylene	ND	1.0	µg/L							
1,2-Dichloropropane	ND	1.0	µg/L							
1,3-Dichloropropane	ND	0.50	µg/L							
2,2-Dichloropropane	ND	1.0	µg/L							V-05
1,1-Dichloropropene	ND	2.0	µg/L							
cis-1,3-Dichloropropene	ND	0.50	µg/L							
trans-1,3-Dichloropropene	ND	0.50	µg/L							
Diethyl Ether	ND	2.0	µg/L							
Diisopropyl Ether (DIPE)	ND	0.50	µg/L							
1,4-Dioxane	ND	50	µg/L							
Ethylbenzene	ND	1.0	µg/L							
Hexachlorobutadiene	ND	0.60	µg/L							
2-Hexanone (MBK)	ND	10	µg/L							
Isopropylbenzene (Cumene)	ND	1.0	µg/L							
p-Isopropyltoluene (p-Cymene)	ND	1.0	µg/L							
Methyl Acetate	ND	1.0	µg/L							

39 Spruce Street * East Longmeadow, MA 01028 * FAX 413/525-6405 * TEL. 413/525-2332

QUALITY CONTROL

Volatile Organic Compounds by GC/MS - Quality Control

Analyte	Result	Reporting Limit	Units	Spike Level	Source Result	%REC	%REC Limits	RPD	RPD Limit	Notes
---------	--------	-----------------	-------	-------------	---------------	------	-------------	-----	-----------	-------

Batch B256135 - SW-846 5030B

Blank (B256135-BLK1)

Prepared & Analyzed: 04/13/20

Methyl tert-Butyl Ether (MTBE)	ND	1.0	µg/L							
Methyl Cyclohexane	ND	1.0	µg/L							
Methylene Chloride	ND	5.0	µg/L							
4-Methyl-2-pentanone (MIBK)	ND	10	µg/L							
Naphthalene	ND	2.0	µg/L							
n-Propylbenzene	ND	1.0	µg/L							
Styrene	ND	1.0	µg/L							
1,1,1,2-Tetrachloroethane	ND	1.0	µg/L							
1,1,2,2-Tetrachloroethane	ND	0.50	µg/L							
Tetrachloroethylene	ND	1.0	µg/L							
Tetrahydrofuran	ND	10	µg/L							
Toluene	ND	1.0	µg/L							
1,2,3-Trichlorobenzene	ND	5.0	µg/L							
1,2,4-Trichlorobenzene	ND	1.0	µg/L							
1,3,5-Trichlorobenzene	ND	1.0	µg/L							
1,1,1-Trichloroethane	ND	1.0	µg/L							
1,1,2-Trichloroethane	ND	1.0	µg/L							
Trichloroethylene	ND	1.0	µg/L							
Trichlorofluoromethane (Freon 11)	ND	2.0	µg/L							
1,2,3-Trichloropropane	ND	2.0	µg/L							
1,1,2-Trichloro-1,2,2-trifluoroethane (Freon 113)	ND	1.0	µg/L							
1,2,4-Trimethylbenzene	ND	1.0	µg/L							
1,3,5-Trimethylbenzene	ND	1.0	µg/L							
Vinyl Chloride	ND	2.0	µg/L							
m+p Xylene	ND	2.0	µg/L							
o-Xylene	ND	1.0	µg/L							
Surrogate: 1,2-Dichloroethane-d4	23.1		µg/L	25.0		92.3	70-130			
Surrogate: Toluene-d8	25.1		µg/L	25.0		100	70-130			
Surrogate: 4-Bromofluorobenzene	24.7		µg/L	25.0		98.6	70-130			

LCS (B256135-BS1)

Prepared & Analyzed: 04/13/20

Acetone	109	50	µg/L	100		109	70-160			†
Acrylonitrile	11.0	5.0	µg/L	10.0		110	70-130			
tert-Amyl Methyl Ether (TAME)	9.30	0.50	µg/L	10.0		93.0	70-130			
Benzene	9.13	1.0	µg/L	10.0		91.3	70-130			
Bromobenzene	9.37	1.0	µg/L	10.0		93.7	70-130			
Bromochloromethane	9.34	1.0	µg/L	10.0		93.4	70-130			
Bromodichloromethane	8.87	0.50	µg/L	10.0		88.7	70-130			
Bromoform	9.99	1.0	µg/L	10.0		99.9	70-130			
Bromomethane	5.81	2.0	µg/L	10.0		58.1	40-160		V-05	†
2-Butanone (MEK)	111	20	µg/L	100		111	40-160			†
tert-Butyl Alcohol (TBA)	105	20	µg/L	100		105	40-160			†
n-Butylbenzene	9.56	1.0	µg/L	10.0		95.6	70-130			
sec-Butylbenzene	9.71	1.0	µg/L	10.0		97.1	70-130			
tert-Butylbenzene	9.71	1.0	µg/L	10.0		97.1	70-130			
tert-Butyl Ethyl Ether (TBEE)	9.36	0.50	µg/L	10.0		93.6	70-130			
Carbon Disulfide	75.2	5.0	µg/L	100		75.2	70-130			
Carbon Tetrachloride	8.98	5.0	µg/L	10.0		89.8	70-130			
Chlorobenzene	9.33	1.0	µg/L	10.0		93.3	70-130			
Chlorodibromomethane	9.40	0.50	µg/L	10.0		94.0	70-130			
Chloroethane	9.82	2.0	µg/L	10.0		98.2	70-130			
Chloroform	8.70	2.0	µg/L	10.0		87.0	70-130			

QUALITY CONTROL

Volatile Organic Compounds by GC/MS - Quality Control

Analyte	Result	Reporting Limit	Units	Spike Level	Source Result	%REC	%REC Limits	RPD	RPD Limit	Notes
Batch B256135 - SW-846 5030B										
LCS (B256135-BS1)										
Prepared & Analyzed: 04/13/20										
Chloromethane	7.26	2.0	µg/L	10.0		72.6	40-160			V-05 †
2-Chlorotoluene	9.42	1.0	µg/L	10.0		94.2	70-130			
4-Chlorotoluene	9.41	1.0	µg/L	10.0		94.1	70-130			
1,2-Dibromo-3-chloropropane (DBCP)	10.2	5.0	µg/L	10.0		102	70-130			
1,2-Dibromoethane (EDB)	9.55	0.50	µg/L	10.0		95.5	70-130			
Dibromomethane	9.33	1.0	µg/L	10.0		93.3	70-130			
1,2-Dichlorobenzene	9.43	1.0	µg/L	10.0		94.3	70-130			
1,3-Dichlorobenzene	9.37	1.0	µg/L	10.0		93.7	70-130			
1,4-Dichlorobenzene	9.10	1.0	µg/L	10.0		91.0	70-130			
trans-1,4-Dichloro-2-butene	8.86	2.0	µg/L	10.0		88.6	70-130			
Dichlorodifluoromethane (Freon 12)	8.46	2.0	µg/L	10.0		84.6	40-160			†
1,1-Dichloroethane	9.32	1.0	µg/L	10.0		93.2	70-130			
1,2-Dichloroethane	7.83	1.0	µg/L	10.0		78.3	70-130			
1,1-Dichloroethylene	9.07	1.0	µg/L	10.0		90.7	70-130			
cis-1,2-Dichloroethylene	9.04	1.0	µg/L	10.0		90.4	70-130			
trans-1,2-Dichloroethylene	8.17	1.0	µg/L	10.0		81.7	70-130			
1,2-Dichloropropane	9.25	1.0	µg/L	10.0		92.5	70-130			
1,3-Dichloropropane	9.20	0.50	µg/L	10.0		92.0	70-130			
2,2-Dichloropropane	7.47	1.0	µg/L	10.0		74.7	40-130			V-05 †
1,1-Dichloropropene	8.95	2.0	µg/L	10.0		89.5	70-130			
cis-1,3-Dichloropropene	9.03	0.50	µg/L	10.0		90.3	70-130			
trans-1,3-Dichloropropene	8.90	0.50	µg/L	10.0		89.0	70-130			
Diethyl Ether	9.90	2.0	µg/L	10.0		99.0	70-130			
Diisopropyl Ether (DIPE)	9.23	0.50	µg/L	10.0		92.3	70-130			
1,4-Dioxane	109	50	µg/L	100		109	40-130			V-20 †
Ethylbenzene	9.48	1.0	µg/L	10.0		94.8	70-130			
Hexachlorobutadiene	9.62	0.60	µg/L	10.0		96.2	70-130			
2-Hexanone (MBK)	108	10	µg/L	100		108	70-160			†
Isopropylbenzene (Cumene)	9.53	1.0	µg/L	10.0		95.3	70-130			
p-Isopropyltoluene (p-Cymene)	9.44	1.0	µg/L	10.0		94.4	70-130			
Methyl Acetate	11.0	1.0	µg/L	10.0		110	70-130			
Methyl tert-Butyl Ether (MTBE)	9.68	1.0	µg/L	10.0		96.8	70-130			
Methyl Cyclohexane	8.58	1.0	µg/L	10.0		85.8	70-130			
Methylene Chloride	9.70	5.0	µg/L	10.0		97.0	70-130			
4-Methyl-2-pentanone (MIBK)	106	10	µg/L	100		106	70-160			†
Naphthalene	9.81	2.0	µg/L	10.0		98.1	40-130			†
n-Propylbenzene	9.58	1.0	µg/L	10.0		95.8	70-130			
Styrene	9.47	1.0	µg/L	10.0		94.7	70-130			
1,1,1,2-Tetrachloroethane	9.57	1.0	µg/L	10.0		95.7	70-130			
1,1,2,2-Tetrachloroethane	9.73	0.50	µg/L	10.0		97.3	70-130			
Tetrachloroethylene	8.72	1.0	µg/L	10.0		87.2	70-130			
Tetrahydrofuran	10.5	10	µg/L	10.0		105	70-130			
Toluene	9.02	1.0	µg/L	10.0		90.2	70-130			
1,2,3-Trichlorobenzene	9.41	5.0	µg/L	10.0		94.1	70-130			
1,2,4-Trichlorobenzene	9.57	1.0	µg/L	10.0		95.7	70-130			
1,3,5-Trichlorobenzene	9.13	1.0	µg/L	10.0		91.3	70-130			
1,1,1-Trichloroethane	9.25	1.0	µg/L	10.0		92.5	70-130			
1,1,2-Trichloroethane	9.51	1.0	µg/L	10.0		95.1	70-130			
Trichloroethylene	9.33	1.0	µg/L	10.0		93.3	70-130			
Trichlorofluoromethane (Freon 11)	8.99	2.0	µg/L	10.0		89.9	70-130			
1,2,3-Trichloropropane	10.5	2.0	µg/L	10.0		105	70-130			

39 Spruce Street * East Longmeadow, MA 01028 * FAX 413/525-6405 * TEL. 413/525-2332

QUALITY CONTROL

Volatile Organic Compounds by GC/MS - Quality Control

Analyte	Result	Reporting Limit	Units	Spike Level	Source Result	%REC	%REC Limits	RPD	RPD Limit	Notes
---------	--------	-----------------	-------	-------------	---------------	------	-------------	-----	-----------	-------

Batch B256135 - SW-846 5030B

LCS (B256135-BS1)

Prepared & Analyzed: 04/13/20

1,1,2-Trichloro-1,2,2-trifluoroethane (Freon 113)	9.70	1.0	µg/L	10.0		97.0	70-130			
1,2,4-Trimethylbenzene	9.62	1.0	µg/L	10.0		96.2	70-130			
1,3,5-Trimethylbenzene	9.65	1.0	µg/L	10.0		96.5	70-130			
Vinyl Chloride	8.61	2.0	µg/L	10.0		86.1	40-160			†
m+p Xylene	18.8	2.0	µg/L	20.0		94.2	70-130			
o-Xylene	9.50	1.0	µg/L	10.0		95.0	70-130			
Surrogate: 1,2-Dichloroethane-d4	23.8		µg/L	25.0		95.4	70-130			
Surrogate: Toluene-d8	24.8		µg/L	25.0		99.2	70-130			
Surrogate: 4-Bromofluorobenzene	25.5		µg/L	25.0		102	70-130			

LCS Dup (B256135-BSD1)

Prepared & Analyzed: 04/13/20

Acetone	112	50	µg/L	100		112	70-160	3.06	25	†
Acrylonitrile	11.4	5.0	µg/L	10.0		114	70-130	4.19	25	
tert-Amyl Methyl Ether (TAME)	9.32	0.50	µg/L	10.0		93.2	70-130	0.215	25	
Benzene	8.95	1.0	µg/L	10.0		89.5	70-130	1.99	25	
Bromobenzene	9.04	1.0	µg/L	10.0		90.4	70-130	3.59	25	
Bromochloromethane	8.92	1.0	µg/L	10.0		89.2	70-130	4.60	25	
Bromodichloromethane	8.91	0.50	µg/L	10.0		89.1	70-130	0.450	25	
Bromoform	9.85	1.0	µg/L	10.0		98.5	70-130	1.41	25	
Bromomethane	6.89	2.0	µg/L	10.0		68.9	40-160	17.0	25	V-05 †
2-Butanone (MEK)	114	20	µg/L	100		114	40-160	2.38	25	†
tert-Butyl Alcohol (TBA)	112	20	µg/L	100		112	40-160	6.31	25	†
n-Butylbenzene	9.32	1.0	µg/L	10.0		93.2	70-130	2.54	25	
sec-Butylbenzene	9.65	1.0	µg/L	10.0		96.5	70-130	0.620	25	
tert-Butylbenzene	9.56	1.0	µg/L	10.0		95.6	70-130	1.56	25	
tert-Butyl Ethyl Ether (TBEE)	9.16	0.50	µg/L	10.0		91.6	70-130	2.16	25	
Carbon Disulfide	73.6	5.0	µg/L	100		73.6	70-130	2.14	25	
Carbon Tetrachloride	8.72	5.0	µg/L	10.0		87.2	70-130	2.94	25	
Chlorobenzene	9.08	1.0	µg/L	10.0		90.8	70-130	2.72	25	
Chlorodibromomethane	9.21	0.50	µg/L	10.0		92.1	70-130	2.04	25	
Chloroethane	9.49	2.0	µg/L	10.0		94.9	70-130	3.42	25	
Chloroform	8.68	2.0	µg/L	10.0		86.8	70-130	0.230	25	
Chloromethane	7.09	2.0	µg/L	10.0		70.9	40-160	2.37	25	V-05 †
2-Chlorotoluene	9.16	1.0	µg/L	10.0		91.6	70-130	2.80	25	
4-Chlorotoluene	9.13	1.0	µg/L	10.0		91.3	70-130	3.02	25	
1,2-Dibromo-3-chloropropane (DBCP)	10.8	5.0	µg/L	10.0		108	70-130	6.67	25	
1,2-Dibromoethane (EDB)	9.37	0.50	µg/L	10.0		93.7	70-130	1.90	25	
Dibromomethane	9.14	1.0	µg/L	10.0		91.4	70-130	2.06	25	
1,2-Dichlorobenzene	9.33	1.0	µg/L	10.0		93.3	70-130	1.07	25	
1,3-Dichlorobenzene	9.18	1.0	µg/L	10.0		91.8	70-130	2.05	25	
1,4-Dichlorobenzene	9.02	1.0	µg/L	10.0		90.2	70-130	0.883	25	
trans-1,4-Dichloro-2-butene	8.85	2.0	µg/L	10.0		88.5	70-130	0.113	25	
Dichlorodifluoromethane (Freon 12)	8.41	2.0	µg/L	10.0		84.1	40-160	0.593	25	†
1,1-Dichloroethane	9.19	1.0	µg/L	10.0		91.9	70-130	1.40	25	
1,2-Dichloroethane	7.73	1.0	µg/L	10.0		77.3	70-130	1.29	25	
1,1-Dichloroethylene	8.76	1.0	µg/L	10.0		87.6	70-130	3.48	25	
cis-1,2-Dichloroethylene	8.93	1.0	µg/L	10.0		89.3	70-130	1.22	25	
trans-1,2-Dichloroethylene	8.09	1.0	µg/L	10.0		80.9	70-130	0.984	25	
1,2-Dichloropropane	9.19	1.0	µg/L	10.0		91.9	70-130	0.651	25	
1,3-Dichloropropane	9.32	0.50	µg/L	10.0		93.2	70-130	1.30	25	
2,2-Dichloropropane	7.16	1.0	µg/L	10.0		71.6	40-130	4.24	25	V-05 †
1,1-Dichloropropene	8.82	2.0	µg/L	10.0		88.2	70-130	1.46	25	

39 Spruce Street * East Longmeadow, MA 01028 * FAX 413/525-6405 * TEL. 413/525-2332

QUALITY CONTROL

Volatile Organic Compounds by GC/MS - Quality Control

Analyte	Result	Reporting Limit	Units	Spike Level	Source Result	%REC	%REC Limits	RPD	RPD Limit	Notes
Batch B256135 - SW-846 5030B										
LCS Dup (B256135-BSD1)										
Prepared & Analyzed: 04/13/20										
cis-1,3-Dichloropropene	8.81	0.50	µg/L	10.0		88.1	70-130	2.47	25	
trans-1,3-Dichloropropene	8.89	0.50	µg/L	10.0		88.9	70-130	0.112	25	
Diethyl Ether	9.76	2.0	µg/L	10.0		97.6	70-130	1.42	25	
Diisopropyl Ether (DIPE)	8.83	0.50	µg/L	10.0		88.3	70-130	4.43	25	
1,4-Dioxane	118	50	µg/L	100		118	40-130	7.76	50	V-20 † ‡
Ethylbenzene	9.38	1.0	µg/L	10.0		93.8	70-130	1.06	25	
Hexachlorobutadiene	9.22	0.60	µg/L	10.0		92.2	70-130	4.25	25	
2-Hexanone (MBK)	112	10	µg/L	100		112	70-160	3.80	25	†
Isopropylbenzene (Cumene)	9.44	1.0	µg/L	10.0		94.4	70-130	0.949	25	
p-Isopropyltoluene (p-Cymene)	9.41	1.0	µg/L	10.0		94.1	70-130	0.318	25	
Methyl Acetate	11.3	1.0	µg/L	10.0		113	70-130	2.70	25	
Methyl tert-Butyl Ether (MTBE)	9.36	1.0	µg/L	10.0		93.6	70-130	3.36	25	
Methyl Cyclohexane	8.40	1.0	µg/L	10.0		84.0	70-130	2.12	25	
Methylene Chloride	9.07	5.0	µg/L	10.0		90.7	70-130	6.71	25	
4-Methyl-2-pentanone (MIBK)	111	10	µg/L	100		111	70-160	4.94	25	†
Naphthalene	10.2	2.0	µg/L	10.0		102	40-130	3.60	25	†
n-Propylbenzene	9.37	1.0	µg/L	10.0		93.7	70-130	2.22	25	
Styrene	9.36	1.0	µg/L	10.0		93.6	70-130	1.17	25	
1,1,1,2-Tetrachloroethane	9.59	1.0	µg/L	10.0		95.9	70-130	0.209	25	
1,1,2,2-Tetrachloroethane	9.82	0.50	µg/L	10.0		98.2	70-130	0.921	25	
Tetrachloroethylene	8.73	1.0	µg/L	10.0		87.3	70-130	0.115	25	
Tetrahydrofuran	11.1	10	µg/L	10.0		111	70-130	5.38	25	
Toluene	9.00	1.0	µg/L	10.0		90.0	70-130	0.222	25	
1,2,3-Trichlorobenzene	9.16	5.0	µg/L	10.0		91.6	70-130	2.69	25	
1,2,4-Trichlorobenzene	9.10	1.0	µg/L	10.0		91.0	70-130	5.03	25	
1,3,5-Trichlorobenzene	8.86	1.0	µg/L	10.0		88.6	70-130	3.00	25	
1,1,1-Trichloroethane	8.90	1.0	µg/L	10.0		89.0	70-130	3.86	25	
1,1,2-Trichloroethane	9.53	1.0	µg/L	10.0		95.3	70-130	0.210	25	
Trichloroethylene	9.33	1.0	µg/L	10.0		93.3	70-130	0.00	25	
Trichlorofluoromethane (Freon 11)	8.81	2.0	µg/L	10.0		88.1	70-130	2.02	25	
1,2,3-Trichloropropane	10.5	2.0	µg/L	10.0		105	70-130	0.190	25	
1,1,2-Trichloro-1,2,2-trifluoroethane (Freon 113)	9.60	1.0	µg/L	10.0		96.0	70-130	1.04	25	
1,2,4-Trimethylbenzene	9.31	1.0	µg/L	10.0		93.1	70-130	3.28	25	
1,3,5-Trimethylbenzene	9.20	1.0	µg/L	10.0		92.0	70-130	4.77	25	
Vinyl Chloride	8.30	2.0	µg/L	10.0		83.0	40-160	3.67	25	†
m+p Xylene	18.3	2.0	µg/L	20.0		91.7	70-130	2.64	25	
o-Xylene	9.29	1.0	µg/L	10.0		92.9	70-130	2.24	25	
Surrogate: 1,2-Dichloroethane-d4	23.0		µg/L	25.0		91.8	70-130			
Surrogate: Toluene-d8	25.1		µg/L	25.0		101	70-130			
Surrogate: 4-Bromofluorobenzene	24.9		µg/L	25.0		99.6	70-130			

39 Spruce Street * East Longmeadow, MA 01028 * FAX 413/525-6405 * TEL. 413/525-2332

QUALITY CONTROL

Semivolatile Organic Compounds by GC/MS - Quality Control

Analyte	Result	Reporting Limit	Units	Spike Level	Source Result	%REC	%REC Limits	RPD	RPD Limit	Notes
---------	--------	-----------------	-------	-------------	---------------	------	-------------	-----	-----------	-------

Batch B256394 - SW-846 3510C

Blank (B256394-BLK1)

Prepared: 04/16/20 Analyzed: 04/17/20

Acenaphthene	ND	5.0	µg/L							
Acenaphthylene	ND	5.0	µg/L							
Acetophenone	ND	10	µg/L							
Aniline	ND	5.0	µg/L							
Anthracene	ND	5.0	µg/L							
Benzidine	ND	20	µg/L							V-04, V-05, V-35
Benzo(a)anthracene	ND	5.0	µg/L							
Benzo(a)pyrene	ND	5.0	µg/L							
Benzo(b)fluoranthene	ND	5.0	µg/L							
Benzo(g,h,i)perylene	ND	5.0	µg/L							
Benzo(k)fluoranthene	ND	5.0	µg/L							
Benzoic Acid	ND	10	µg/L							
Bis(2-chloroethoxy)methane	ND	10	µg/L							
Bis(2-chloroethyl)ether	ND	10	µg/L							
Bis(2-chloroisopropyl)ether	ND	10	µg/L							
Bis(2-Ethylhexyl)phthalate	ND	10	µg/L							
4-Bromophenylphenylether	ND	10	µg/L							
Butylbenzylphthalate	ND	10	µg/L							
Carbazole	ND	10	µg/L							
4-Chloroaniline	ND	10	µg/L							V-34
4-Chloro-3-methylphenol	ND	10	µg/L							
2-Chloronaphthalene	ND	10	µg/L							
2-Chlorophenol	ND	10	µg/L							
4-Chlorophenylphenylether	ND	10	µg/L							
Chrysene	ND	5.0	µg/L							
Dibenz(a,h)anthracene	ND	5.0	µg/L							
Dibenzofuran	ND	5.0	µg/L							
Di-n-butylphthalate	ND	10	µg/L							
1,2-Dichlorobenzene	ND	5.0	µg/L							
1,3-Dichlorobenzene	ND	5.0	µg/L							
1,4-Dichlorobenzene	ND	5.0	µg/L							
3,3-Dichlorobenzidine	ND	10	µg/L							V-06, V-20
2,4-Dichlorophenol	ND	10	µg/L							
Diethylphthalate	ND	10	µg/L							
2,4-Dimethylphenol	ND	10	µg/L							
Dimethylphthalate	ND	10	µg/L							
4,6-Dinitro-2-methylphenol	ND	10	µg/L							
2,4-Dinitrophenol	ND	10	µg/L							
2,4-Dinitrotoluene	ND	10	µg/L							
2,6-Dinitrotoluene	ND	10	µg/L							
Di-n-octylphthalate	ND	10	µg/L							
1,2-Diphenylhydrazine/Azobenzene	ND	10	µg/L							
Fluoranthene	ND	5.0	µg/L							
Fluorene	ND	5.0	µg/L							
Hexachlorobenzene	ND	10	µg/L							
Hexachlorobutadiene	ND	10	µg/L							
Hexachlorocyclopentadiene	ND	10	µg/L							
Hexachloroethane	ND	10	µg/L							
Indeno(1,2,3-cd)pyrene	ND	5.0	µg/L							
Isophorone	ND	10	µg/L							
1-Methylnaphthalene	ND	5.0	µg/L							
2-Methylnaphthalene	ND	5.0	µg/L							

39 Spruce Street * East Longmeadow, MA 01028 * FAX 413/525-6405 * TEL. 413/525-2332

QUALITY CONTROL

Semivolatile Organic Compounds by GC/MS - Quality Control

Analyte	Result	Reporting Limit	Units	Spike Level	Source Result	%REC	%REC Limits	RPD	RPD Limit	Notes
Batch B256394 - SW-846 3510C										
Blank (B256394-BLK1)										
Prepared: 04/16/20 Analyzed: 04/17/20										
2-Methylphenol	ND	10	µg/L							
3/4-Methylphenol	ND	10	µg/L							
Naphthalene	ND	5.0	µg/L							
2-Nitroaniline	ND	10	µg/L							
3-Nitroaniline	ND	10	µg/L							
4-Nitroaniline	ND	10	µg/L							
Nitrobenzene	ND	10	µg/L							
2-Nitrophenol	ND	10	µg/L							
4-Nitrophenol	ND	10	µg/L							
N-Nitrosodimethylamine	ND	10	µg/L							L-04
N-Nitrosodiphenylamine/Diphenylamine	ND	10	µg/L							
N-Nitrosodi-n-propylamine	ND	10	µg/L							
Pentachloronitrobenzene	ND	10	µg/L							
Pentachlorophenol	ND	10	µg/L							
Phenanthrene	ND	5.0	µg/L							
Phenol	ND	10	µg/L							
Pyrene	ND	5.0	µg/L							
Pyridine	ND	5.0	µg/L							
1,2,4,5-Tetrachlorobenzene	ND	10	µg/L							
1,2,4-Trichlorobenzene	ND	5.0	µg/L							
2,4,5-Trichlorophenol	ND	10	µg/L							
2,4,6-Trichlorophenol	ND	10	µg/L							
Surrogate: 2-Fluorophenol	96.3		µg/L	200		48.1	15-110			
Surrogate: Phenol-d6	71.6		µg/L	200		35.8	15-110			
Surrogate: Nitrobenzene-d5	71.7		µg/L	100		71.7	30-130			
Surrogate: 2-Fluorobiphenyl	81.7		µg/L	100		81.7	30-130			
Surrogate: 2,4,6-Tribromophenol	143		µg/L	200		71.4	15-110			
Surrogate: p-Terphenyl-d14	77.6		µg/L	100		77.6	30-130			
LCS (B256394-BS1)										
Prepared: 04/16/20 Analyzed: 04/17/20										
Acenaphthene	37.4	5.0	µg/L	50.0		74.8	40-140			
Acenaphthylene	36.7	5.0	µg/L	50.0		73.4	40-140			
Acetophenone	36.7	10	µg/L	50.0		73.3	40-140			
Aniline	41.4	5.0	µg/L	50.0		82.7	40-140			
Anthracene	39.0	5.0	µg/L	50.0		78.1	40-140			
Benzidine	103	20	µg/L	50.0		206 *	40-140			L-02, V-04, V-05, V-35
Benzo(a)anthracene	36.8	5.0	µg/L	50.0		73.7	40-140			
Benzo(a)pyrene	39.4	5.0	µg/L	50.0		78.8	40-140			
Benzo(b)fluoranthene	36.5	5.0	µg/L	50.0		72.9	40-140			
Benzo(g,h,i)perylene	42.3	5.0	µg/L	50.0		84.5	40-140			
Benzo(k)fluoranthene	37.6	5.0	µg/L	50.0		75.3	40-140			
Benzoic Acid	25.2	10	µg/L	50.0		50.4	10-130			†
Bis(2-chloroethoxy)methane	38.6	10	µg/L	50.0		77.1	40-140			
Bis(2-chloroethyl)ether	36.6	10	µg/L	50.0		73.2	40-140			
Bis(2-chloroisopropyl)ether	38.8	10	µg/L	50.0		77.7	40-140			
Bis(2-Ethylhexyl)phthalate	36.5	10	µg/L	50.0		73.0	40-140			
4-Bromophenylphenylether	37.6	10	µg/L	50.0		75.3	40-140			
Butylbenzylphthalate	38.8	10	µg/L	50.0		77.7	40-140			
Carbazole	39.2	10	µg/L	50.0		78.4	40-140			
4-Chloroaniline	40.2	10	µg/L	50.0		80.5	40-140			V-34
4-Chloro-3-methylphenol	39.3	10	µg/L	50.0		78.6	30-130			
2-Chloronaphthalene	33.2	10	µg/L	50.0		66.5	40-140			

QUALITY CONTROL

Semivolatile Organic Compounds by GC/MS - Quality Control

Analyte	Result	Reporting Limit	Units	Spike Level	Source Result	%REC	%REC Limits	RPD	RPD Limit	Notes
Batch B256394 - SW-846 3510C										
LCS (B256394-BS1)										
					Prepared: 04/16/20 Analyzed: 04/17/20					
2-Chlorophenol	35.3	10	µg/L	50.0		70.6	30-130			
4-Chlorophenylphenylether	36.8	10	µg/L	50.0		73.6	40-140			
Chrysene	37.1	5.0	µg/L	50.0		74.2	40-140			
Dibenz(a,h)anthracene	44.1	5.0	µg/L	50.0		88.3	40-140			
Dibenzofuran	37.8	5.0	µg/L	50.0		75.7	40-140			
Di-n-butylphthalate	38.6	10	µg/L	50.0		77.3	40-140			
1,2-Dichlorobenzene	30.6	5.0	µg/L	50.0		61.1	40-140			
1,3-Dichlorobenzene	30.3	5.0	µg/L	50.0		60.6	40-140			
1,4-Dichlorobenzene	30.4	5.0	µg/L	50.0		60.7	40-140			
3,3-Dichlorobenzidine	47.6	10	µg/L	50.0		95.2	40-140			V-06
2,4-Dichlorophenol	38.6	10	µg/L	50.0		77.2	30-130			
Diethylphthalate	37.6	10	µg/L	50.0		75.2	40-140			
2,4-Dimethylphenol	33.6	10	µg/L	50.0		67.3	30-130			
Dimethylphthalate	37.6	10	µg/L	50.0		75.3	40-140			
4,6-Dinitro-2-methylphenol	40.4	10	µg/L	50.0		80.9	30-130			
2,4-Dinitrophenol	44.0	10	µg/L	50.0		88.1	30-130			
2,4-Dinitrotoluene	40.6	10	µg/L	50.0		81.1	40-140			
2,6-Dinitrotoluene	41.4	10	µg/L	50.0		82.7	40-140			
Di-n-octylphthalate	37.8	10	µg/L	50.0		75.6	40-140			
1,2-Diphenylhydrazine/Azobenzene	38.1	10	µg/L	50.0		76.2	40-140			
Fluoranthene	38.0	5.0	µg/L	50.0		76.0	40-140			
Fluorene	39.1	5.0	µg/L	50.0		78.2	40-140			
Hexachlorobenzene	38.3	10	µg/L	50.0		76.5	40-140			
Hexachlorobutadiene	32.3	10	µg/L	50.0		64.6	40-140			
Hexachlorocyclopentadiene	29.3	10	µg/L	50.0		58.6	30-140			†
Hexachloroethane	30.2	10	µg/L	50.0		60.3	40-140			
Indeno(1,2,3-cd)pyrene	49.7	5.0	µg/L	50.0		99.4	40-140			
Isophorone	40.3	10	µg/L	50.0		80.6	40-140			
1-Methylnaphthalene	35.6	5.0	µg/L	50.0		71.1	40-140			
2-Methylnaphthalene	40.7	5.0	µg/L	50.0		81.3	40-140			
2-Methylphenol	33.7	10	µg/L	50.0		67.4	30-130			
3/4-Methylphenol	33.3	10	µg/L	50.0		66.6	30-130			
Naphthalene	36.1	5.0	µg/L	50.0		72.2	40-140			
2-Nitroaniline	49.5	10	µg/L	50.0		98.9	40-140			
3-Nitroaniline	40.7	10	µg/L	50.0		81.4	40-140			
4-Nitroaniline	43.9	10	µg/L	50.0		87.7	40-140			
Nitrobenzene	36.6	10	µg/L	50.0		73.3	40-140			
2-Nitrophenol	41.0	10	µg/L	50.0		81.9	30-130			
4-Nitrophenol	22.7	10	µg/L	50.0		45.4	10-130			†
N-Nitrosodimethylamine	18.5	10	µg/L	50.0		37.0 *	40-140			L-04
N-Nitrosodiphenylamine/Diphenylamine	38.7	10	µg/L	50.0		77.4	40-140			
N-Nitrosodi-n-propylamine	37.7	10	µg/L	50.0		75.4	40-140			
Pentachloronitrobenzene	38.8	10	µg/L	50.0		77.7	40-140			
Pentachlorophenol	39.4	10	µg/L	50.0		78.9	30-130			
Phenanthrene	38.8	5.0	µg/L	50.0		77.5	40-140			
Phenol	18.3	10	µg/L	50.0		36.6	20-130			†
Pyrene	36.9	5.0	µg/L	50.0		73.8	40-140			
Pyridine	15.2	5.0	µg/L	50.0		30.4	10-140			†
1,2,4,5-Tetrachlorobenzene	34.9	10	µg/L	50.0		69.8	40-140			
1,2,4-Trichlorobenzene	34.0	5.0	µg/L	50.0		68.0	40-140			
2,4,5-Trichlorophenol	37.9	10	µg/L	50.0		75.9	30-130			
2,4,6-Trichlorophenol	37.6	10	µg/L	50.0		75.2	30-130			

QUALITY CONTROL

Semivolatile Organic Compounds by GC/MS - Quality Control

Analyte	Result	Reporting Limit	Units	Spike Level	Source Result	%REC	%REC Limits	RPD	RPD Limit	Notes
---------	--------	-----------------	-------	-------------	---------------	------	-------------	-----	-----------	-------

Batch B256394 - SW-846 3510C

LCS (B256394-BS1)

Prepared: 04/16/20 Analyzed: 04/17/20

Surrogate: 2-Fluorophenol	99.3		µg/L	200		49.7	15-110			
Surrogate: Phenol-d6	75.8		µg/L	200		37.9	15-110			
Surrogate: Nitrobenzene-d5	74.8		µg/L	100		74.8	30-130			
Surrogate: 2-Fluorobiphenyl	81.5		µg/L	100		81.5	30-130			
Surrogate: 2,4,6-Tribromophenol	152		µg/L	200		76.1	15-110			
Surrogate: p-Terphenyl-d14	72.4		µg/L	100		72.4	30-130			

LCS Dup (B256394-BS1)

Prepared: 04/16/20 Analyzed: 04/17/20

Acenaphthene	39.7	5.0	µg/L	50.0		79.3	40-140	5.87	20	
Acenaphthylene	39.2	5.0	µg/L	50.0		78.3	40-140	6.51	20	
Acetophenone	39.0	10	µg/L	50.0		78.1	40-140	6.26	20	
Aniline	42.7	5.0	µg/L	50.0		85.5	40-140	3.26	50	‡
Anthracene	40.0	5.0	µg/L	50.0		80.0	40-140	2.35	20	
Benzidine	115	20	µg/L	50.0		230 *	40-140	11.4	20	L-02, V-04, V-05, V-35
Benzo(a)anthracene	38.7	5.0	µg/L	50.0		77.4	40-140	4.87	20	
Benzo(a)pyrene	40.3	5.0	µg/L	50.0		80.6	40-140	2.16	20	
Benzo(b)fluoranthene	38.6	5.0	µg/L	50.0		77.2	40-140	5.65	20	
Benzo(g,h,i)perylene	43.0	5.0	µg/L	50.0		86.1	40-140	1.81	20	
Benzo(k)fluoranthene	38.8	5.0	µg/L	50.0		77.6	40-140	3.01	20	
Benzoic Acid	25.8	10	µg/L	50.0		51.6	10-130	2.32	50	† ‡
Bis(2-chloroethoxy)methane	39.7	10	µg/L	50.0		79.4	40-140	2.91	20	
Bis(2-chloroethyl)ether	38.6	10	µg/L	50.0		77.1	40-140	5.24	20	
Bis(2-chloroisopropyl)ether	41.3	10	µg/L	50.0		82.6	40-140	6.09	20	
Bis(2-Ethylhexyl)phthalate	39.2	10	µg/L	50.0		78.5	40-140	7.29	20	
4-Bromophenylphenylether	36.4	10	µg/L	50.0		72.7	40-140	3.51	20	
Butylbenzylphthalate	41.9	10	µg/L	50.0		83.8	40-140	7.65	20	
Carbazole	40.2	10	µg/L	50.0		80.4	40-140	2.47	20	
4-Chloroaniline	39.9	10	µg/L	50.0		79.8	40-140	0.799	20	V-34
4-Chloro-3-methylphenol	41.7	10	µg/L	50.0		83.4	30-130	5.95	20	
2-Chloronaphthalene	35.1	10	µg/L	50.0		70.3	40-140	5.56	20	
2-Chlorophenol	37.0	10	µg/L	50.0		73.9	30-130	4.62	20	
4-Chlorophenylphenylether	38.5	10	µg/L	50.0		77.1	40-140	4.59	20	
Chrysene	38.6	5.0	µg/L	50.0		77.3	40-140	4.12	20	
Dibenz(a,h)anthracene	44.5	5.0	µg/L	50.0		89.0	40-140	0.790	20	
Dibenzofuran	40.2	5.0	µg/L	50.0		80.3	40-140	5.98	20	
Di-n-butylphthalate	40.4	10	µg/L	50.0		80.8	40-140	4.40	20	
1,2-Dichlorobenzene	32.1	5.0	µg/L	50.0		64.2	40-140	4.88	20	
1,3-Dichlorobenzene	31.6	5.0	µg/L	50.0		63.3	40-140	4.42	20	
1,4-Dichlorobenzene	31.7	5.0	µg/L	50.0		63.3	40-140	4.19	20	
3,3-Dichlorobenzidine	45.9	10	µg/L	50.0		91.8	40-140	3.68	20	V-06
2,4-Dichlorophenol	40.0	10	µg/L	50.0		80.1	30-130	3.69	20	
Diethylphthalate	39.3	10	µg/L	50.0		78.7	40-140	4.47	20	
2,4-Dimethylphenol	34.8	10	µg/L	50.0		69.5	30-130	3.30	20	
Dimethylphthalate	40.0	10	µg/L	50.0		79.9	40-140	5.98	50	‡
4,6-Dinitro-2-methylphenol	40.8	10	µg/L	50.0		81.6	30-130	0.911	50	‡
2,4-Dinitrophenol	45.3	10	µg/L	50.0		90.6	30-130	2.87	50	‡
2,4-Dinitrotoluene	42.8	10	µg/L	50.0		85.7	40-140	5.47	20	
2,6-Dinitrotoluene	43.3	10	µg/L	50.0		86.6	40-140	4.63	20	
Di-n-octylphthalate	40.2	10	µg/L	50.0		80.4	40-140	6.23	20	
1,2-Diphenylhydrazine/Azobenzene	39.0	10	µg/L	50.0		78.1	40-140	2.39	20	
Fluoranthene	40.7	5.0	µg/L	50.0		81.3	40-140	6.76	20	
Fluorene	41.2	5.0	µg/L	50.0		82.4	40-140	5.23	20	

39 Spruce Street * East Longmeadow, MA 01028 * FAX 413/525-6405 * TEL. 413/525-2332

QUALITY CONTROL

Semivolatile Organic Compounds by GC/MS - Quality Control

Analyte	Result	Reporting Limit	Units	Spike Level	Source Result	%REC	%REC Limits	RPD	RPD Limit	Notes
Batch B256394 - SW-846 3510C										
LCS Dup (B256394-BSD1)										
					Prepared: 04/16/20 Analyzed: 04/17/20					
Hexachlorobenzene	38.0	10	µg/L	50.0		75.9	40-140	0.787	20	
Hexachlorobutadiene	32.5	10	µg/L	50.0		65.0	40-140	0.494	20	
Hexachlorocyclopentadiene	30.8	10	µg/L	50.0		61.7	30-140	5.12	50	† ‡
Hexachloroethane	31.3	10	µg/L	50.0		62.6	40-140	3.71	50	‡
Indeno(1,2,3-cd)pyrene	50.8	5.0	µg/L	50.0		102	40-140	2.19	50	‡
Isophorone	42.6	10	µg/L	50.0		85.2	40-140	5.55	20	
1-Methylnaphthalene	37.4	5.0	µg/L	50.0		74.8	40-140	5.10	20	
2-Methylnaphthalene	42.9	5.0	µg/L	50.0		85.9	40-140	5.43	20	
2-Methylphenol	35.7	10	µg/L	50.0		71.4	30-130	5.68	20	
3/4-Methylphenol	34.9	10	µg/L	50.0		69.9	30-130	4.78	20	
Naphthalene	38.2	5.0	µg/L	50.0		76.4	40-140	5.60	20	
2-Nitroaniline	51.9	10	µg/L	50.0		104	40-140	4.83	20	
3-Nitroaniline	42.4	10	µg/L	50.0		84.9	40-140	4.18	20	
4-Nitroaniline	46.4	10	µg/L	50.0		92.9	40-140	5.71	20	
Nitrobenzene	38.6	10	µg/L	50.0		77.2	40-140	5.26	20	
2-Nitrophenol	42.9	10	µg/L	50.0		85.8	30-130	4.63	20	
4-Nitrophenol	24.8	10	µg/L	50.0		49.6	10-130	8.76	50	† ‡
N-Nitrosodimethylamine	20.0	10	µg/L	50.0		39.9 *	40-140	7.70	20	L-04
N-Nitrosodiphenylamine/Diphenylamine	39.1	10	µg/L	50.0		78.2	40-140	1.03	20	
N-Nitrosodi-n-propylamine	39.6	10	µg/L	50.0		79.2	40-140	4.99	20	
Pentachloronitrobenzene	40.1	10	µg/L	50.0		80.1	40-140	3.09	20	
Pentachlorophenol	39.8	10	µg/L	50.0		79.6	30-130	0.934	50	‡
Phenanthrene	40.0	5.0	µg/L	50.0		80.0	40-140	3.12	20	
Phenol	18.9	10	µg/L	50.0		37.9	20-130	3.55	20	†
Pyrene	39.5	5.0	µg/L	50.0		79.0	40-140	6.78	20	
Pyridine	18.8	5.0	µg/L	50.0		37.6	10-140	21.3	50	† ‡
1,2,4,5-Tetrachlorobenzene	37.1	10	µg/L	50.0		74.1	40-140	6.03	20	
1,2,4-Trichlorobenzene	34.4	5.0	µg/L	50.0		68.8	40-140	1.20	20	
2,4,5-Trichlorophenol	40.4	10	µg/L	50.0		80.7	30-130	6.21	20	
2,4,6-Trichlorophenol	40.7	10	µg/L	50.0		81.4	30-130	7.92	50	‡
Surrogate: 2-Fluorophenol	105		µg/L	200		52.6	15-110			
Surrogate: Phenol-d6	81.0		µg/L	200		40.5	15-110			
Surrogate: Nitrobenzene-d5	78.8		µg/L	100		78.8	30-130			
Surrogate: 2-Fluorobiphenyl	87.5		µg/L	100		87.5	30-130			
Surrogate: 2,4,6-Tribromophenol	165		µg/L	200		82.5	15-110			
Surrogate: p-Terphenyl-d14	78.5		µg/L	100		78.5	30-130			

Batch B256528 - SW-846 3510C

Blank (B256528-BLK1)

Prepared & Analyzed: 04/18/20

Acenaphthene (SIM)	ND	0.30	µg/L							
Acenaphthylene (SIM)	ND	0.20	µg/L							
Anthracene (SIM)	ND	0.20	µg/L							
Benzo(a)anthracene (SIM)	ND	0.050	µg/L							
Benzo(a)pyrene (SIM)	ND	0.10	µg/L							
Benzo(b)fluoranthene (SIM)	ND	0.050	µg/L							
Benzo(g,h,i)perylene (SIM)	ND	0.50	µg/L							
Benzo(k)fluoranthene (SIM)	ND	0.20	µg/L							
Chrysene (SIM)	ND	0.20	µg/L							
Dibenz(a,h)anthracene (SIM)	ND	0.10	µg/L							
Fluoranthene (SIM)	ND	0.50	µg/L							
Fluorene (SIM)	ND	1.0	µg/L							
Indeno(1,2,3-cd)pyrene (SIM)	ND	0.10	µg/L							

39 Spruce Street * East Longmeadow, MA 01028 * FAX 413/525-6405 * TEL. 413/525-2332

QUALITY CONTROL

Semivolatile Organic Compounds by GC/MS - Quality Control

Analyte	Result	Reporting Limit	Units	Spike Level	Source Result	%REC	%REC Limits	RPD	RPD Limit	Notes
Batch B256528 - SW-846 3510C										
Blank (B256528-BLK1)										
Prepared & Analyzed: 04/18/20										
2-Methylnaphthalene (SIM)	ND	1.0	µg/L							
Naphthalene (SIM)	ND	1.0	µg/L							
Phenanthrene (SIM)	ND	0.050	µg/L							
Pyrene (SIM)	ND	1.0	µg/L							
Surrogate: Nitrobenzene-d5	88.3		µg/L	100		88.3	30-130			
Surrogate: 2-Fluorobiphenyl	70.0		µg/L	100		70.0	30-130			
Surrogate: p-Terphenyl-d14	76.6		µg/L	100		76.6	30-130			
LCS (B256528-BS1)										
Prepared & Analyzed: 04/18/20										
Acenaphthene (SIM)	39.3	6.0	µg/L	50.0		78.6	40-140			
Acenaphthylene (SIM)	42.7	4.0	µg/L	50.0		85.5	40-140			
Anthracene (SIM)	46.8	4.0	µg/L	50.0		93.6	40-140			
Benzo(a)anthracene (SIM)	44.1	1.0	µg/L	50.0		88.2	40-140			
Benzo(a)pyrene (SIM)	41.7	2.0	µg/L	50.0		83.4	40-140			
Benzo(b)fluoranthene (SIM)	45.2	1.0	µg/L	50.0		90.4	40-140			
Benzo(g,h,i)perylene (SIM)	39.8	10	µg/L	50.0		79.6	40-140			
Benzo(k)fluoranthene (SIM)	47.3	4.0	µg/L	50.0		94.5	40-140			
Chrysene (SIM)	36.0	4.0	µg/L	50.0		72.1	40-140			
Dibenz(a,h)anthracene (SIM)	45.5	2.0	µg/L	50.0		91.0	40-140			
Fluoranthene (SIM)	41.3	10	µg/L	50.0		82.5	40-140			
Fluorene (SIM)	41.4	20	µg/L	50.0		82.7	40-140			
Indeno(1,2,3-cd)pyrene (SIM)	47.7	2.0	µg/L	50.0		95.4	40-140			
2-Methylnaphthalene (SIM)	41.9	20	µg/L	50.0		83.9	40-140			
Naphthalene (SIM)	36.3	20	µg/L	50.0		72.7	40-140			
Phenanthrene (SIM)	39.9	1.0	µg/L	50.0		79.7	40-140			
Pyrene (SIM)	36.8	20	µg/L	50.0		73.6	40-140			
Surrogate: Nitrobenzene-d5	77.5		µg/L	100		77.5	30-130			
Surrogate: 2-Fluorobiphenyl	67.1		µg/L	100		67.1	30-130			
Surrogate: p-Terphenyl-d14	57.6		µg/L	100		57.6	30-130			
LCS Dup (B256528-BSD1)										
Prepared & Analyzed: 04/18/20										
Acenaphthene (SIM)	40.5	6.0	µg/L	50.0		80.9	40-140	2.91	20	
Acenaphthylene (SIM)	44.0	4.0	µg/L	50.0		88.0	40-140	2.86	20	
Anthracene (SIM)	48.3	4.0	µg/L	50.0		96.6	40-140	3.24	20	
Benzo(a)anthracene (SIM)	44.7	1.0	µg/L	50.0		89.5	40-140	1.49	20	
Benzo(a)pyrene (SIM)	42.8	2.0	µg/L	50.0		85.6	40-140	2.65	20	
Benzo(b)fluoranthene (SIM)	47.1	1.0	µg/L	50.0		94.3	40-140	4.25	20	
Benzo(g,h,i)perylene (SIM)	41.3	10	µg/L	50.0		82.5	40-140	3.65	20	
Benzo(k)fluoranthene (SIM)	49.3	4.0	µg/L	50.0		98.6	40-140	4.27	20	
Chrysene (SIM)	37.5	4.0	µg/L	50.0		75.0	40-140	3.97	20	
Dibenz(a,h)anthracene (SIM)	47.7	2.0	µg/L	50.0		95.3	40-140	4.64	20	
Fluoranthene (SIM)	42.6	10	µg/L	50.0		85.2	40-140	3.20	20	
Fluorene (SIM)	42.6	20	µg/L	50.0		85.2	40-140	2.95	20	
Indeno(1,2,3-cd)pyrene (SIM)	48.9	2.0	µg/L	50.0		97.9	40-140	2.61	20	
2-Methylnaphthalene (SIM)	44.2	20	µg/L	50.0		88.4	40-140	5.25	20	
Naphthalene (SIM)	38.7	20	µg/L	50.0		77.4	40-140	6.34	20	
Phenanthrene (SIM)	41.2	1.0	µg/L	50.0		82.4	40-140	3.31	20	
Pyrene (SIM)	37.7	20	µg/L	50.0		75.3	40-140	2.31	20	
Surrogate: Nitrobenzene-d5	85.3		µg/L	100		85.3	30-130			
Surrogate: 2-Fluorobiphenyl	66.5		µg/L	100		66.5	30-130			
Surrogate: p-Terphenyl-d14	52.7		µg/L	100		52.7	30-130			

39 Spruce Street * East Longmeadow, MA 01028 * FAX 413/525-6405 * TEL. 413/525-2332

QUALITY CONTROL

Metals Analyses (Total) - Quality Control

Analyte	Result	Reporting Limit	Units	Spike Level	Source Result	%REC	%REC Limits	RPD	RPD Limit	Notes
Batch B256142 - SW-846 7470A Prep										
Blank (B256142-BLK1)				Prepared: 04/13/20 Analyzed: 04/15/20						
Mercury	ND	0.00010	mg/L							
LCS (B256142-BS1)				Prepared: 04/13/20 Analyzed: 04/15/20						
Mercury	0.00398	0.00010	mg/L	0.00400		99.6	80-120			
LCS Dup (B256142-BSD1)				Prepared: 04/13/20 Analyzed: 04/15/20						
Mercury	0.00402	0.00010	mg/L	0.00400		100	80-120	0.830	20	
Duplicate (B256142-DUP1)				Source: 20D0510-02			Prepared: 04/13/20 Analyzed: 04/15/20			
Mercury	ND	0.00010	mg/L		ND			NC	20	
Matrix Spike (B256142-MS1)				Source: 20D0510-02			Prepared: 04/13/20 Analyzed: 04/15/20			
Mercury	0.00381	0.00010	mg/L	0.00400	ND	95.4	75-125			
Batch B256226 - SW-846 3005A										
Blank (B256226-BLK1)				Prepared: 04/14/20 Analyzed: 04/15/20						
Antimony	ND	1.0	µg/L							
Arsenic	ND	0.80	µg/L							
Barium	ND	10	µg/L							
Beryllium	ND	0.40	µg/L							
Cadmium	ND	0.20	µg/L							
Chromium	ND	1.0	µg/L							
Copper	ND	1.0	µg/L							
Lead	ND	0.50	µg/L							
Nickel	ND	5.0	µg/L							
Selenium	ND	5.0	µg/L							
Silver	ND	0.20	µg/L							
Thallium	ND	0.20	µg/L							
Zinc	ND	10	µg/L							
LCS (B256226-BS1)				Prepared: 04/14/20 Analyzed: 04/15/20						
Antimony	494	10	µg/L	500		98.8	80-120			
Arsenic	506	8.0	µg/L	500		101	80-120			
Barium	487	100	µg/L	500		97.3	80-120			
Beryllium	497	4.0	µg/L	500		99.4	80-120			
Cadmium	504	2.0	µg/L	500		101	80-120			
Chromium	496	10	µg/L	500		99.2	80-120			
Copper	982	10	µg/L	1000		98.2	80-120			
Lead	508	5.0	µg/L	500		102	80-120			
Nickel	513	50	µg/L	500		103	80-120			
Selenium	497	50	µg/L	500		99.3	80-120			
Silver	478	2.0	µg/L	500		95.5	80-120			
Thallium	481	2.0	µg/L	500		96.3	80-120			
Zinc	1040	100	µg/L	1000		104	80-120			

39 Spruce Street * East Longmeadow, MA 01028 * FAX 413/525-6405 * TEL. 413/525-2332

QUALITY CONTROL

Metals Analyses (Total) - Quality Control

Analyte	Result	Reporting Limit	Units	Spike Level	Source Result	%REC	%REC Limits	RPD	RPD Limit	Notes
---------	--------	-----------------	-------	-------------	---------------	------	-------------	-----	-----------	-------

Batch B256226 - SW-846 3005A

LCS Dup (B256226-BSD1)

Prepared: 04/14/20 Analyzed: 04/15/20

Antimony	492	10	µg/L	500		98.4	80-120	0.440	20	
Arsenic	507	8.0	µg/L	500		101	80-120	0.0698	20	
Barium	487	100	µg/L	500		97.3	80-120	0.0309	20	
Beryllium	493	4.0	µg/L	500		98.7	80-120	0.742	20	
Cadmium	508	2.0	µg/L	500		102	80-120	0.852	20	
Chromium	502	10	µg/L	500		100	80-120	1.15	20	
Copper	985	10	µg/L	1000		98.5	80-120	0.374	20	
Lead	511	5.0	µg/L	500		102	80-120	0.456	20	
Nickel	516	50	µg/L	500		103	80-120	0.718	20	
Selenium	502	50	µg/L	500		100	80-120	1.06	20	
Silver	473	2.0	µg/L	500		94.5	80-120	1.06	20	
Thallium	483	2.0	µg/L	500		96.7	80-120	0.402	20	
Zinc	1040	100	µg/L	1000		104	80-120	0.295	20	

FLAG/QUALIFIER SUMMARY

- * QC result is outside of established limits.
 - † Wide recovery limits established for difficult compound.
 - ‡ Wide RPD limits established for difficult compound.
 - # Data exceeded client recommended or regulatory level
 - ND Not Detected
 - RL Reporting Limit is at the level of quantitation (LOQ)
 - DL Detection Limit is the lower limit of detection determined by the MDL study
 - MCL Maximum Contaminant Level
- Percent recoveries and relative percent differences (RPDs) are determined by the software using values in the calculation which have not been rounded.
- No results have been blank subtracted unless specified in the case narrative section.
- J Detected but below the Reporting Limit (lowest calibration standard); therefore, result is an estimated concentration (CLP J-Flag).
 - L-02 Laboratory fortified blank/laboratory control sample recovery and duplicate recoveries outside of control limits. Data validation is not affected since all results are "not detected" for associated samples in this batch and bias is on the high side.
 - L-04 Laboratory fortified blank/laboratory control sample recovery and duplicate recovery are outside of control limits. Reported value for this compound is likely to be biased on the low side.
 - V-04 Initial calibration did not meet method specifications. Compound was calibrated using a response factor where %RSD is outside of method specified criteria. Reported result is estimated.
 - V-05 Continuing calibration verification (CCV) did not meet method specifications and was biased on the low side for this compound.
 - V-06 Continuing calibration verification (CCV) did not meet method specifications and was biased on the high side for this compound.
 - V-20 Continuing calibration verification (CCV) did not meet method specifications and was biased on the high side. Data validation is not affected since sample result was "not detected" for this compound.
 - V-34 Initial calibration verification (ICV) did not meet method specifications and was biased on the low side for this compound. Reported result is estimated.
 - V-35 Initial calibration verification (ICV) did not meet method specifications and was biased on the high side for this compound. Reported result is estimated.

CERTIFICATIONS

Certified Analyses included in this Report

Analyte	Certifications
SW-846 6020B in Water	
Antimony	CT,NH,NY,ME,VA,NC
Arsenic	CT,NH,NY,ME,VA,NC
Barium	CT,NH,NY,ME,VA,NC
Beryllium	CT,NH,NY,ME,VA,NC
Cadmium	CT,NH,NY,RI,ME,VA,NC
Chromium	CT,NH,NY,ME,VA,NC
Copper	CT,NH,NY,ME,VA,NC
Lead	CT,NH,NY,ME,VA,NC
Nickel	CT,NH,NY,ME,VA,NC
Selenium	CT,NH,NY,ME,VA,NC
Silver	CT,NH,NY,ME,VA,NC
Thallium	CT,NH,NY,ME,VA,NC
Zinc	CT,NH,NY,ME,VA,NC
SW-846 7470A in Water	
Mercury	CT,NH,NY,NC,ME,VA
SW-846 8260C-D in Water	
Acetone	CT,ME,NH,VA,NY
Acrylonitrile	CT,ME,NH,VA,NY
tert-Amyl Methyl Ether (TAME)	ME,NH,VA,NY
Benzene	CT,ME,NH,VA,NY
Bromobenzene	ME,NY
Bromochloromethane	ME,NH,VA,NY
Bromodichloromethane	CT,ME,NH,VA,NY
Bromoform	CT,ME,NH,VA,NY
Bromomethane	CT,ME,NH,VA,NY
2-Butanone (MEK)	CT,ME,NH,VA,NY
tert-Butyl Alcohol (TBA)	ME,NH,VA,NY
n-Butylbenzene	ME,VA,NY
sec-Butylbenzene	ME,VA,NY
tert-Butylbenzene	ME,VA,NY
tert-Butyl Ethyl Ether (TBEE)	ME,NH,VA,NY
Carbon Disulfide	CT,ME,NH,VA,NY
Carbon Tetrachloride	CT,ME,NH,VA,NY
Chlorobenzene	CT,ME,NH,VA,NY
Chlorodibromomethane	CT,ME,NH,VA,NY
Chloroethane	CT,ME,NH,VA,NY
Chloroform	CT,ME,NH,VA,NY
Chloromethane	CT,ME,NH,VA,NY
2-Chlorotoluene	ME,NH,VA,NY
4-Chlorotoluene	ME,NH,VA,NY
1,2-Dibromo-3-chloropropane (DBCP)	ME,NY
1,2-Dibromoethane (EDB)	ME,NY
Dibromomethane	ME,NH,VA,NY
1,2-Dichlorobenzene	CT,ME,NH,VA,NY
1,3-Dichlorobenzene	CT,ME,NH,VA,NY
1,4-Dichlorobenzene	CT,ME,NH,VA,NY

CERTIFICATIONS

Certified Analyses included in this Report

Analyte	Certifications
<i>SW-846 8260C-D in Water</i>	
trans-1,4-Dichloro-2-butene	ME,NH,VA,NY
Dichlorodifluoromethane (Freon 12)	ME,NH,VA,NY
1,1-Dichloroethane	CT,ME,NH,VA,NY
1,2-Dichloroethane	CT,ME,NH,VA,NY
1,1-Dichloroethylene	CT,ME,NH,VA,NY
cis-1,2-Dichloroethylene	ME,NY
trans-1,2-Dichloroethylene	CT,ME,NH,VA,NY
1,2-Dichloropropane	CT,ME,NH,VA,NY
1,3-Dichloropropane	ME,VA,NY
2,2-Dichloropropane	ME,NH,VA,NY
1,1-Dichloropropene	ME,NH,VA,NY
cis-1,3-Dichloropropene	CT,ME,NH,VA,NY
trans-1,3-Dichloropropene	CT,ME,NH,VA,NY
Diethyl Ether	ME,NY
Diisopropyl Ether (DIPE)	ME,NH,VA,NY
1,4-Dioxane	ME,NY
Ethylbenzene	CT,ME,NH,VA,NY
Hexachlorobutadiene	CT,ME,NH,VA,NY
2-Hexanone (MBK)	CT,ME,NH,VA,NY
Isopropylbenzene (Cumene)	ME,VA,NY
p-Isopropyltoluene (p-Cymene)	CT,ME,NH,VA,NY
Methyl Acetate	ME,NY
Methyl tert-Butyl Ether (MTBE)	CT,ME,NH,VA,NY
Methyl Cyclohexane	NY
Methylene Chloride	CT,ME,NH,VA,NY
4-Methyl-2-pentanone (MIBK)	CT,ME,NH,VA,NY
Naphthalene	ME,NH,VA,NY
n-Propylbenzene	CT,ME,NH,VA,NY
Styrene	CT,ME,NH,VA,NY
1,1,1,2-Tetrachloroethane	CT,ME,NH,VA,NY
1,1,2,2-Tetrachloroethane	CT,ME,NH,VA,NY
Tetrachloroethylene	CT,ME,NH,VA,NY
Toluene	CT,ME,NH,VA,NY
1,2,3-Trichlorobenzene	ME,NH,VA,NY
1,2,4-Trichlorobenzene	CT,ME,NH,VA,NY
1,3,5-Trichlorobenzene	ME
1,1,1-Trichloroethane	CT,ME,NH,VA,NY
1,1,2-Trichloroethane	CT,ME,NH,VA,NY
Trichloroethylene	CT,ME,NH,VA,NY
Trichlorofluoromethane (Freon 11)	CT,ME,NH,VA,NY
1,2,3-Trichloropropane	ME,NH,VA,NY
1,1,2-Trichloro-1,2,2-trifluoroethane (Freon 113)	VA,NY
1,2,4-Trimethylbenzene	ME,VA,NY
1,3,5-Trimethylbenzene	ME,VA,NY
Vinyl Chloride	CT,ME,NH,VA,NY
m+p Xylene	CT,ME,NH,VA,NY
o-Xylene	CT,ME,NH,VA,NY

CERTIFICATIONS

Certified Analyses included in this Report

Analyte	Certifications
<i>SW-846 8270D-E in Soil</i>	
Acetophenone	NY,NH,ME,NC,VA
Aniline	NY,NH,ME,NC,VA
Benzidine	CT,NY,NH,ME,NC,VA
Benzoic Acid	NY,NH,ME,NC,VA
Bis(2-chloroethoxy)methane	CT,NY,NH,ME,NC,VA
Bis(2-chloroethyl)ether	CT,NY,NH,ME,NC,VA
Bis(2-chloroisopropyl)ether	CT,NY,NH,ME,NC,VA
Bis(2-Ethylhexyl)phthalate	CT,NY,NH,ME,NC,VA
4-Bromophenylphenylether	CT,NY,NH,ME,NC,VA
Butylbenzylphthalate	CT,NY,NH,ME,NC,VA
Carbazole	NC
4-Chloroaniline	CT,NY,NH,ME,NC,VA
4-Chloro-3-methylphenol	CT,NY,NH,ME,NC,VA
2-Chloronaphthalene	CT,NY,NH,NC,VA
2-Chlorophenol	CT,NY,NH,ME,NC,VA
4-Chlorophenylphenylether	CT,NY,NH,ME,NC,VA
Dibenzofuran	CT,NY,NH,ME,NC,VA
Di-n-butylphthalate	CT,NY,NH,ME,NC,VA
1,2-Dichlorobenzene	NY,NH,ME,NC,VA
1,3-Dichlorobenzene	NY,NH,ME,NC,VA
1,4-Dichlorobenzene	NY,NH,ME,NC,VA
3,3-Dichlorobenzidine	CT,NY,NH,ME,NC,VA
2,4-Dichlorophenol	CT,NY,NH,ME,NC,VA
Diethylphthalate	CT,NY,NH,ME,NC,VA
2,4-Dimethylphenol	CT,NY,NH,ME,NC,VA
Dimethylphthalate	CT,NY,NH,ME,NC,VA
4,6-Dinitro-2-methylphenol	CT,NY,NH,ME,NC,VA
2,4-Dinitrophenol	CT,NY,NH,ME,NC,VA
2,4-Dinitrotoluene	CT,NY,NH,ME,NC,VA
2,6-Dinitrotoluene	CT,NY,NH,ME,NC,VA
Di-n-octylphthalate	CT,NY,NH,ME,NC,VA
1,2-Diphenylhydrazine/Azobenzene	NY,NH,ME,NC,VA
Hexachlorobenzene	CT,NY,NH,ME,NC,VA
Hexachlorobutadiene	CT,NY,NH,ME,NC,VA
Hexachlorocyclopentadiene	CT,NY,NH,ME,NC,VA
Hexachloroethane	CT,NY,NH,ME,NC,VA
Isophorone	CT,NY,NH,ME,NC,VA
1-Methylnaphthalene	NC
2-Methylphenol	CT,NY,NH,ME,NC,VA
3/4-Methylphenol	CT,NY,NH,ME,NC,VA
Naphthalene	CT,NY,NH,ME,NC,VA
2-Nitroaniline	CT,NY,NH,ME,NC,VA
3-Nitroaniline	CT,NY,NH,ME,NC,VA
4-Nitroaniline	CT,NY,NH,ME,NC,VA
Nitrobenzene	CT,NY,NH,ME,NC,VA
2-Nitrophenol	CT,NY,NH,ME,NC,VA
4-Nitrophenol	CT,NY,NH,ME,NC,VA

CERTIFICATIONS

Certified Analyses included in this Report

Analyte	Certifications
SW-846 8270D-E in Soil	
N-Nitrosodimethylamine	CT,NY,NH,ME,NC,VA
N-Nitrosodi-n-propylamine	CT,NY,NH,ME,NC,VA
Pentachloronitrobenzene	NY,NC
Pentachlorophenol	CT,NY,NH,ME,NC,VA
Phenol	CT,NY,NH,ME,NC,VA
Pyridine	CT,NY,NH,ME,NC,VA
1,2,4,5-Tetrachlorobenzene	NY,NC
1,2,4-Trichlorobenzene	CT,NY,NH,ME,NC,VA
2,4,5-Trichlorophenol	CT,NY,NH,ME,NC,VA
2,4,6-Trichlorophenol	CT,NY,NH,ME,NC,VA
2-Fluorophenol	NC
SW-846 8270D-E in Water	
Acetophenone	NY,NC
Aniline	CT,NY,NC,ME,VA
Benzidine	CT,NY,NC,ME,NH,VA
Benzoic Acid	NY,NC,ME,NH,VA
Bis(2-chloroethoxy)methane	CT,NY,NC,ME,NH,VA
Bis(2-chloroethyl)ether	CT,NY,NC,ME,NH,VA
Bis(2-chloroisopropyl)ether	CT,NY,NC,ME,NH,VA
Bis(2-Ethylhexyl)phthalate	CT,NY,NC,ME,NH,VA
4-Bromophenylphenylether	CT,NY,NC,ME,NH,VA
Butylbenzylphthalate	CT,NY,NC,ME,NH,VA
Carbazole	NC
4-Chloroaniline	CT,NY,NC,ME,NH,VA
4-Chloro-3-methylphenol	CT,NY,NC,ME,NH,VA
2-Chloronaphthalene	CT,NY,NC,ME,NH,VA
2-Chlorophenol	CT,NY,NC,ME,NH,VA
4-Chlorophenylphenylether	CT,NY,NC,ME,NH,VA
Dibenzofuran	CT,NY,NC,ME,NH,VA
Di-n-butylphthalate	CT,NY,NC,ME,NH,VA
1,2-Dichlorobenzene	CT,NY,NC,ME,NH,VA
1,3-Dichlorobenzene	CT,NY,NC,ME,NH,VA
1,4-Dichlorobenzene	CT,NY,NC,ME,NH,VA
3,3-Dichlorobenzidine	CT,NY,NC,ME,NH,VA
2,4-Dichlorophenol	CT,NY,NC,ME,NH,VA
Diethylphthalate	CT,NY,NC,ME,NH,VA
2,4-Dimethylphenol	CT,NY,NC,ME,NH,VA
Dimethylphthalate	CT,NY,NC,ME,NH,VA
4,6-Dinitro-2-methylphenol	CT,NY,NC,ME,NH,VA
2,4-Dinitrophenol	CT,NY,NC,ME,NH,VA
2,4-Dinitrotoluene	CT,NY,NC,ME,NH,VA
2,6-Dinitrotoluene	CT,NY,NC,ME,NH,VA
Di-n-octylphthalate	CT,NY,NC,ME,NH,VA
1,2-Diphenylhydrazine/Azobenzene	NY,NC
Hexachlorobenzene	CT,NY,NC,ME,NH,VA
Hexachlorobutadiene	CT,NY,NC,ME,NH,VA

CERTIFICATIONS

Certified Analyses included in this Report

Analyte	Certifications
<i>SW-846 8270D-E in Water</i>	
Hexachlorocyclopentadiene	CT,NY,NC,ME,NH,VA
Hexachloroethane	CT,NY,NC,ME,NH,VA
Isophorone	CT,NY,NC,ME,NH,VA
1-Methylnaphthalene	NC
2-Methylphenol	CT,NY,NC,NH,VA
3/4-Methylphenol	CT,NY,NC,NH,VA
Naphthalene	CT,NY,NC,ME,NH,VA
2-Nitroaniline	CT,NY,NC,ME,NH,VA
3-Nitroaniline	CT,NY,NC,ME,NH,VA
4-Nitroaniline	CT,NY,NC,ME,NH,VA
Nitrobenzene	CT,NY,NC,ME,NH,VA
2-Nitrophenol	CT,NY,NC,ME,NH,VA
4-Nitrophenol	CT,NY,NC,ME,NH,VA
N-Nitrosodimethylamine	CT,NY,NC,ME,NH,VA
N-Nitrosodi-n-propylamine	CT,NY,NC,ME,NH,VA
Pentachloronitrobenzene	NC
Pentachlorophenol	CT,NY,NC,ME,NH,VA
Phenol	CT,NY,NC,ME,NH,VA
Pyridine	CT,NY,NC,ME,NH,VA
1,2,4,5-Tetrachlorobenzene	NY,NC
1,2,4-Trichlorobenzene	CT,NY,NC,ME,NH,VA
2,4,5-Trichlorophenol	CT,NY,NC,ME,NH,VA
2,4,6-Trichlorophenol	CT,NY,NC,ME,NH,VA
2-Fluorophenol	NC

The CON-TEST Environmental Laboratory operates under the following certifications and accreditations:

Code	Description	Number	Expires
AIHA	AIHA-LAP, LLC - ISO17025:2017	100033	03/1/2022
MA	Massachusetts DEP	M-MA100	06/30/2020
CT	Connecticut Department of Public Health	PH-0567	09/30/2021
NY	New York State Department of Health	10899 NELAP	04/1/2021
NH-S	New Hampshire Environmental Lab	2516 NELAP	02/5/2021
RI	Rhode Island Department of Health	LAO00112	12/30/2020
NC	North Carolina Div. of Water Quality	652	12/31/2020
NJ	New Jersey DEP	MA007 NELAP	06/30/2020
FL	Florida Department of Health	E871027 NELAP	06/30/2020
VT	Vermont Department of Health Lead Laboratory	LL015036	07/30/2020
ME	State of Maine	2011028	06/9/2021
VA	Commonwealth of Virginia	460217	12/14/2020
NH-P	New Hampshire Environmental Lab	2557 NELAP	09/6/2020
VT-DW	Vermont Department of Health Drinking Water	VT-255716	06/12/2020
NC-DW	North Carolina Department of Health	25703	07/31/2020
PA	Commonwealth of Pennsylvania DEP	68-05812	06/30/2020

IMPORTANT!

We are continuing to respond to the impact of COVID-19 around the world. [See our latest updates.](#) For COVID-19-related recipient closures, you can [redirect packages](#), [Ask FedEx](#), or contact the shipper.



770204301538



Delivered
Saturday 4/11/2020 at 9:13 am



DELIVERED

Signed for by: J.I

GET STATUS UPDATES
OBTAIN PROOF OF DELIVERY

FROM
MONTPELIER, VT US

TO
EAST LONGMEADOW, MA US

Shipment Facts

TRACKING NUMBER
770204301538

SERVICE
FedEx Priority Overnight

WEIGHT
20 lbs / 9.07 kgs

DIMENSIONS
24x13x14 in.

DELIVERED TO
Shipping/Receiving

TOTAL PIECES
1

TOTAL SHIPMENT WEIGHT
20 lbs / 9.07 kgs

TERMS
Shipper

SHIPPER REFERENCE
19-104 Phase 2.2

PACKAGING
Your Packaging

SPECIAL HANDLING SECTION
Saturday Delivery, Non Standard Packaging

STANDARD TRANSIT
 4/11/2020 by 12:00 pm

SHIP DATE
 Fri 4/10/2020

ACTUAL DELIVERY
Sat 4/11/2020 9:13 am

Travel History

Local Scan Time

Saturday, 4/11/2020

9:13 am	EAST LONGMEADOW, MA	Delivered
8:24 am	WINDSOR LOCKS, CT	On FedEx vehicle for delivery

I Have Not Confirmed Sample Container Numbers With Lab Staff Before Relinquishing Over Samples _____



con-test
ANALYTICAL LABORATORY

Doc# 277 Rev 5 2017

Login Sample Receipt Checklist - (Rejection Criteria Listing - Using Acceptance Policy) Any False

Statement will be brought to the attention of the Client - State True or False

Client Stone Env.

Received By SA Date 4/11 Time 913

How were the samples received? In Cooler T No Cooler _____ On Ice T No Ice _____
Direct from Sampling _____ Ambient _____ Melted Ice _____

Were samples within Temperature? 2-6°C T By Gun # 5 Actual Temp - 2.8
By Blank # _____ Actual Temp - _____

Was Custody Seal Intact? NA Were Samples Tampered with? NA
Was COC Relinquished? T Does Chain Agree With Samples? T

Are there broken/leaking/loose caps on any samples? F

Is COC in ink/ Legible? T Were samples received within holding time? T

Did COC include all pertinent Information? Client T Analysis T Sampler Name T
Project T ID's T Collection Dates/Times T

Are Sample labels filled out and legible? T

Are there Lab to Filters? F Who was notified? _____

Are there Rushes? F Who was notified? _____

Are there Short Holds? F Who was notified? _____

Is there enough Volume? T

Is there Headspace where applicable? F MS/MSD? F

Proper Media/Containers Used? T Is splitting samples required? F

Were trip blanks received? T On COC? T

Do all samples have the proper pH? _____ Acid T=23 Base NA

Vials	#	Containers:	#		#		#
Unp-		1 Liter Amb.	<u>8</u>	1 Liter Plastic		16 oz Amb.	
HCL-	<u>13</u>	500 mL Amb.		500 mL Plastic		8oz Amb/Clear	
Meoh-		250 mL Amb.		250 mL Plastic	<u>4</u>	4oz Amb/Clear	
Bisulfate-		Flashpoint		Col./Bacteria		2oz Amb/Clear	
DI-		Other Glass		Other Plastic		Encore	
Thiosulfate-		SOC Kit		Plastic Bag		Frozen:	
Sulfuric-		Perchlorate		Ziplock			

Unused Media

Vials	#	Containers:	#		#		#
Unp-		1 Liter Amb.		1 Liter Plastic		16 oz Amb.	
HCL-		500 mL Amb.		500 mL Plastic		8oz Amb/Clear	
Meoh-		250 mL Amb.		250 mL Plastic		4oz Amb/Clear	
Bisulfate-		Col./Bacteria		Flashpoint		2oz Amb/Clear	
DI-		Other Plastic		Other Glass		Encore	
Thiosulfate-		SOC Kit		Plastic Bag		Frozen:	
Sulfuric-		Perchlorate		Ziplock			

Comments: